

# Supplementary Materials

**Table S1.** PDE5 inhibitor reference compounds (44).

PDE5 reference compounds			
ID	Structure	Name	CAS number
1		verdanafil	224785-90-4
2		Udenafil	268203-93-6
3		Tadalafil	171596-29-5
4		Sildenafil	139755-83-2
5			
6			
7		Avanafil	330784-47-9

Table S1. Cont.

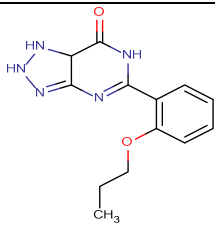
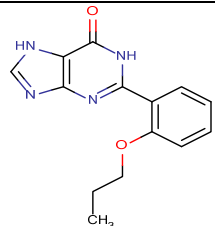
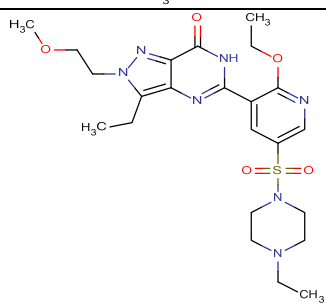
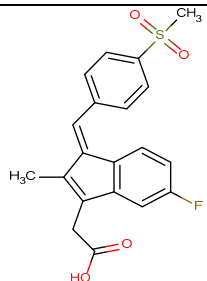
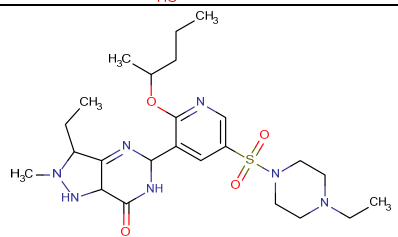
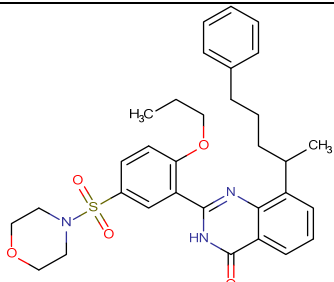
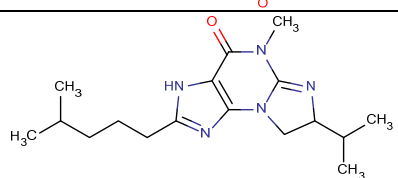
PDE5 reference compounds			
ID	Structure	Name	CAS number
8		Zaprinast	37762-06-4
9			
10		gisendafil	334826-98-1
11		sulindac sulfon	
12			
13			
14			

Table S1. Cont.

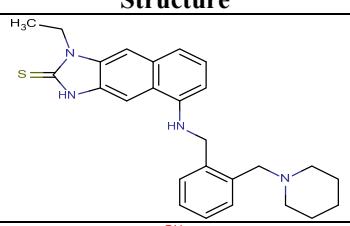
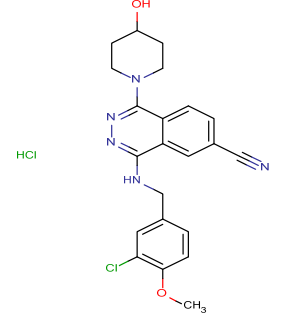
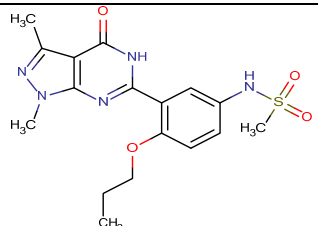
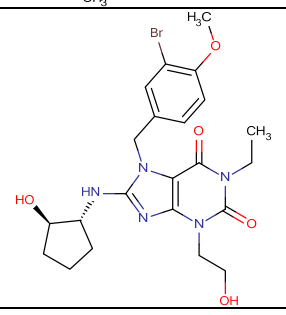
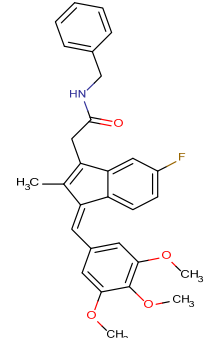
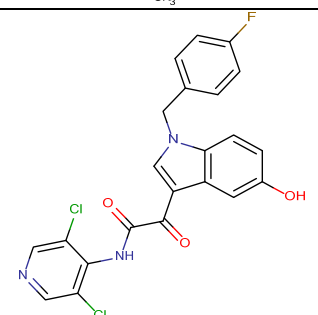
PDE5 reference compounds			
ID	Structure	Name	CAS number
15			
16			
17			
18		Desantafil	569351-91-3
19			200803-37-8
20			257892-33-4

Table S1. Cont.

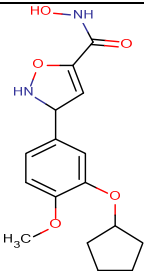
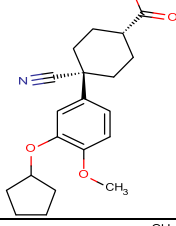
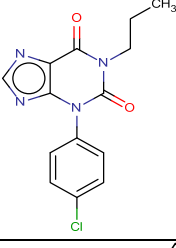
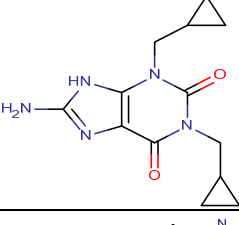
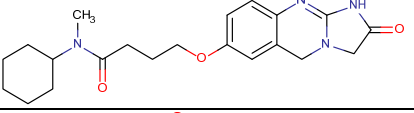
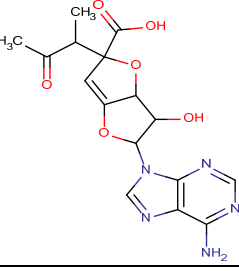
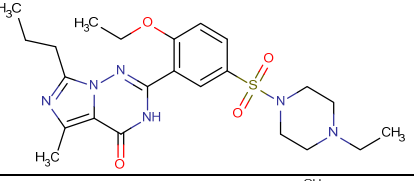
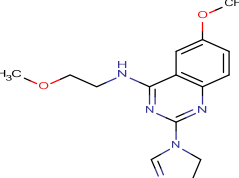
PDE5 reference compounds			
ID	Structure	Name	CAS number
21			223919-71-9
22		Ariflo; Cilomilast; SB 207499	153259-65-5
23		Arofylline	136145-07-8
24		Cipamfylline	132210-43-6
25		Lixazinone	94192-59-3
26			79030-08-3
27			
28			

Table S1. Cont.

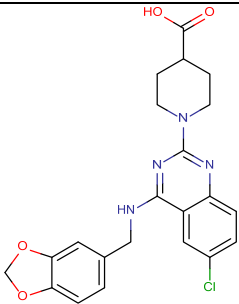
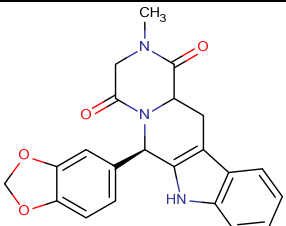
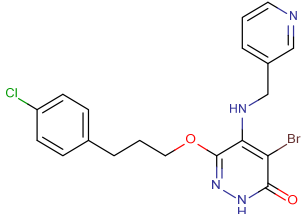
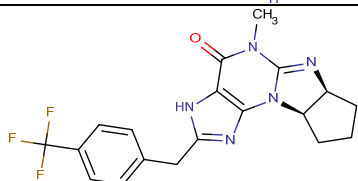
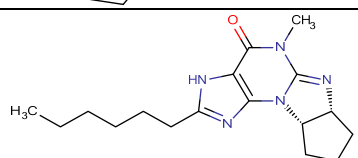
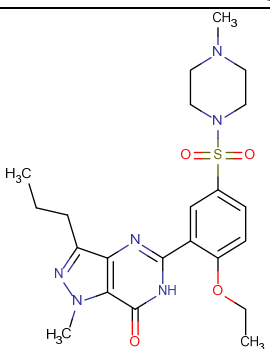
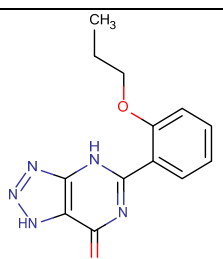
PDE5 reference compounds			
ID	Structure	Name	CAS number
29			
30			
31			
32			
33			
34			
35			

Table S1. Cont.

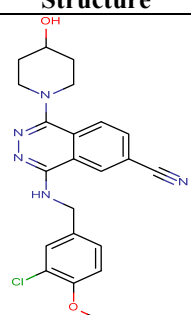
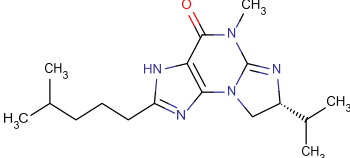
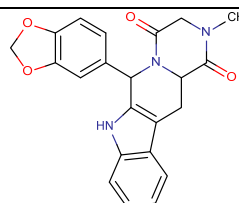
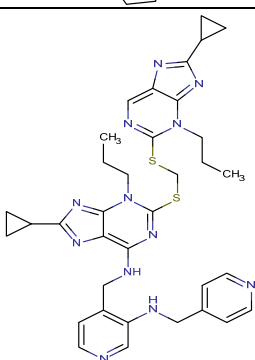
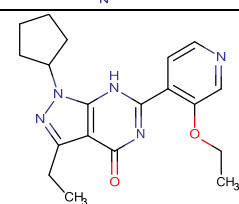
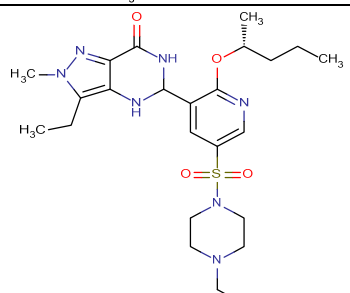
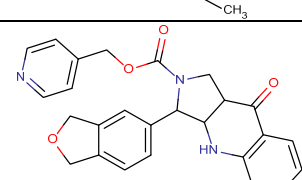
PDE5 reference compounds			
ID	Structure	Name	CAS number
36			
37			
38			
39			
40			
41			
42			

Table S1. Cont.

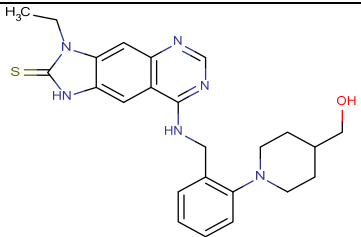
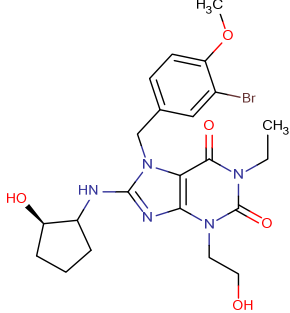
PDE5 reference compounds			
ID	Structure	Name	CAS number
43			
44			

Table S2. PDE4 inhibitor reference compounds (44).

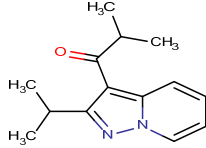
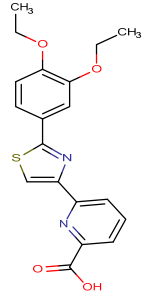
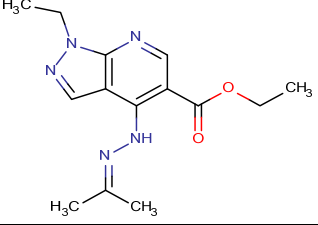
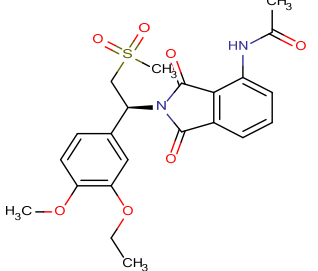
PDE4 reference compounds	
ID	Structure
1	
2	
3	
4	

Table S2. Cont.

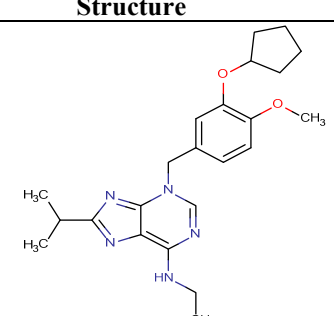
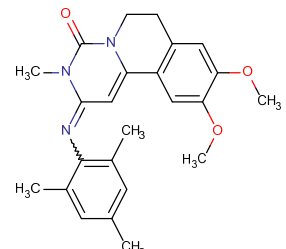
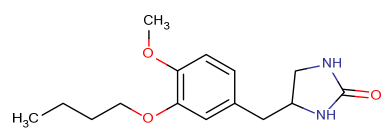
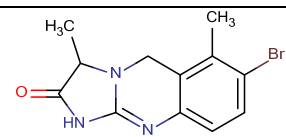
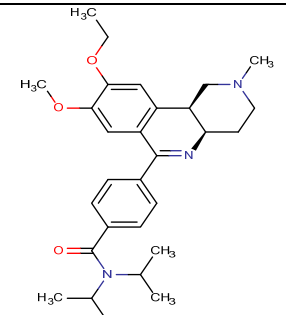
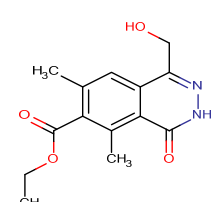
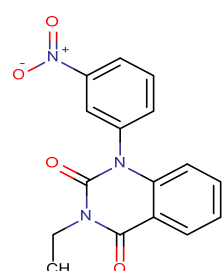
PDE4 reference compounds	
ID	Structure
5	 <p>HCl</p>
6	
7	
8	
9	
10	
11	



Table S2. Cont.

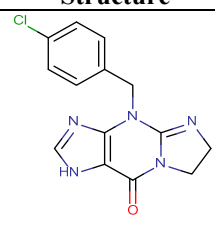
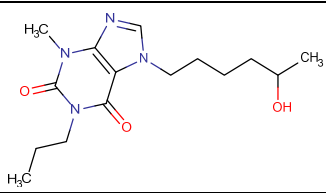
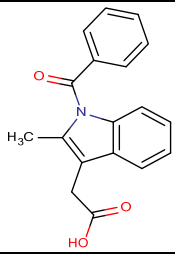
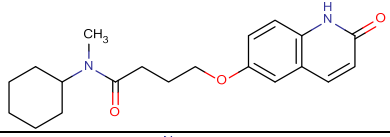
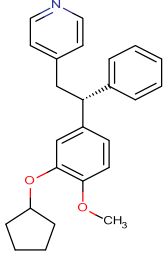
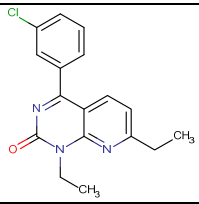
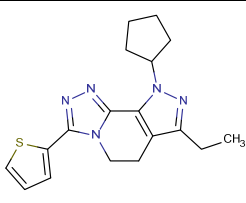
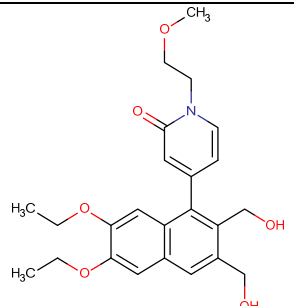
PDE4 reference compounds	
ID	Structure
12	
13	
14	
15	
16	
17	
18	
19	

Table S2. Cont.

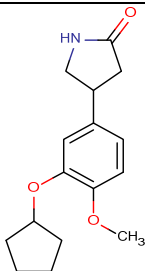
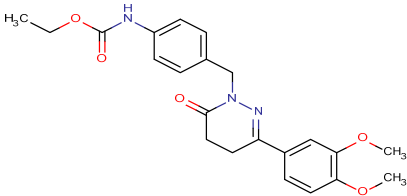
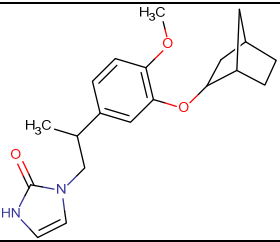
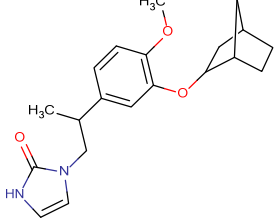
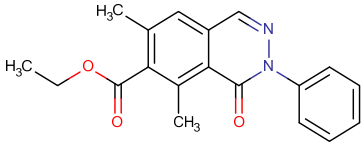
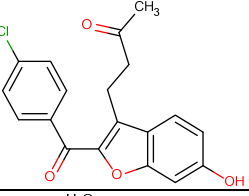
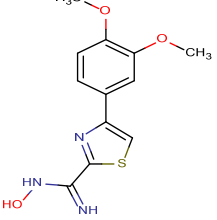
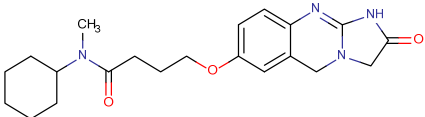
PDE4 reference compounds	
ID	Structure
20	
21	
22	
23	
24	
25	
26	
27	

Table S2. Cont.

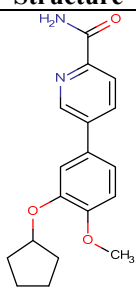
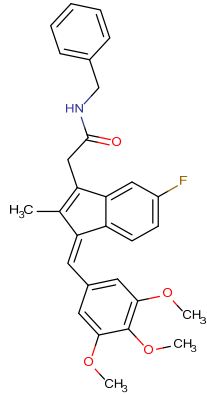
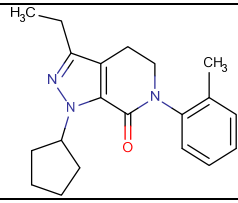
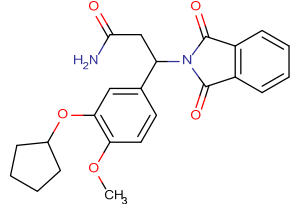
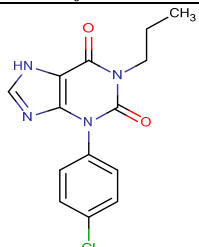
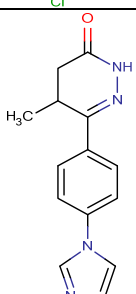
PDE4 reference compounds	
ID	Structure
28	
29	
30	
31	
32	
33	

Table S2. Cont.

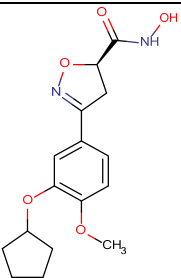
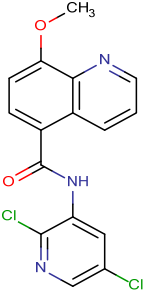
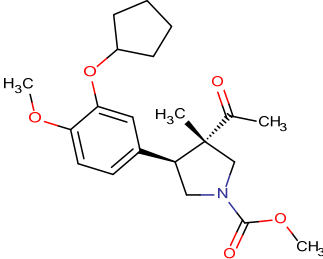
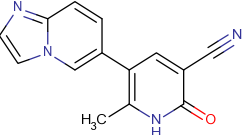
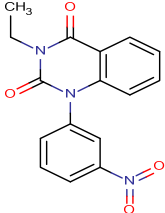
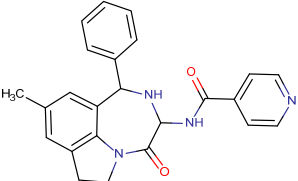
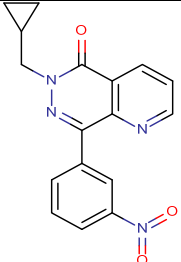
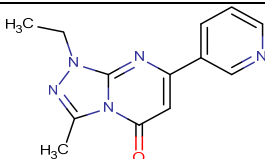
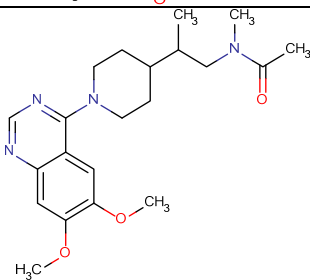
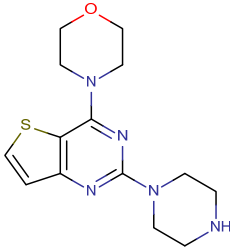
PDE4 reference compounds	
ID	Structure
34	
35	
36	
37	
38	
39	
40	

Table S2. Cont.

PDE4 reference compounds	
ID	Structure
41	
42	
43	
44	