

# Supporting Information for

## Unexpected synthesis of a bulky bis-pocket A<sub>3</sub>B-type *meso*-cyano porphyrin

Ze-Yu Liu<sup>1</sup>, Mian HR Mahmood<sup>2,3</sup>, Jian-Zhong Wu<sup>1,\*</sup>, Shu-Bao Yang<sup>2</sup>, Hai-Yang Liu<sup>2,\*</sup>

<sup>1</sup> School of Chemistry and Environment, South China Normal University, Guangzhou 510006, P.R. China.

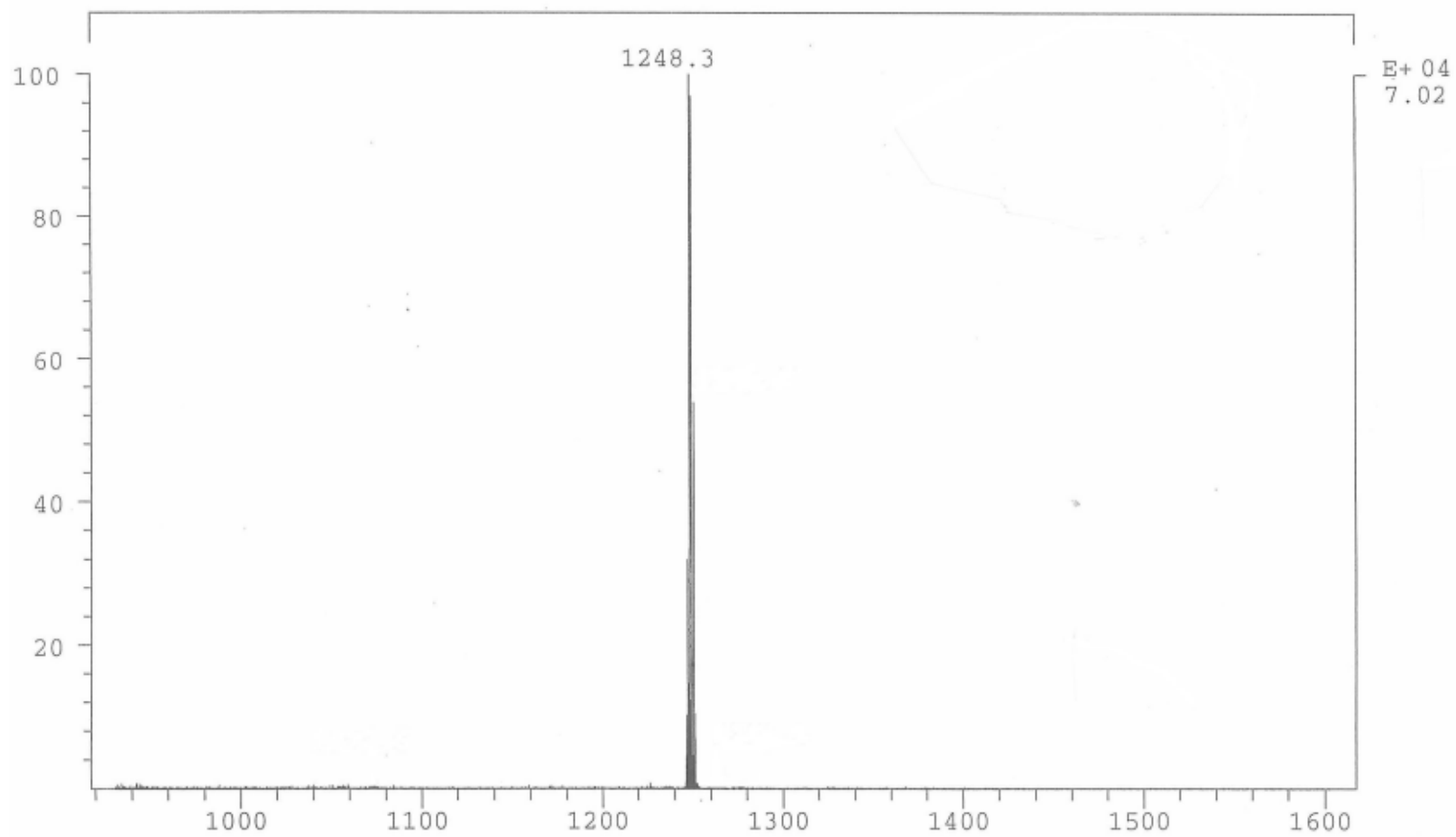
<sup>2</sup> Department of Chemistry, South China University of Technology, Guangzhou 510641, P.R. China.

<sup>3</sup> Department of Chemistry, University of Education, Lahore 54770, Pakistan.

### CONTENTS

Entry	Detail	Page no.
1	FAB-MS spectrum of porphyrin <b>3</b>	S2
2	<sup>1</sup> H NMR spectrum of porphyrin <b>3</b>	S3
3	Infra-red spectrum of porphyrin <b>3</b>	S4
4	HR-MS of porphyrin <b>3</b>	S5

Corresponding Authors: Tel. & Fax: +86-020-39310187, E-mail: [wujzh@scnu.edu.cn](mailto:wujzh@scnu.edu.cn) (J-Z. Wu); +86-020-22236805; E-mail: [chhyliu@scut.edu.cn](mailto:chhyliu@scut.edu.cn) (H.-Y. Liu)



**Figure S1.** FAB-MS spectrum of porphyrin 3



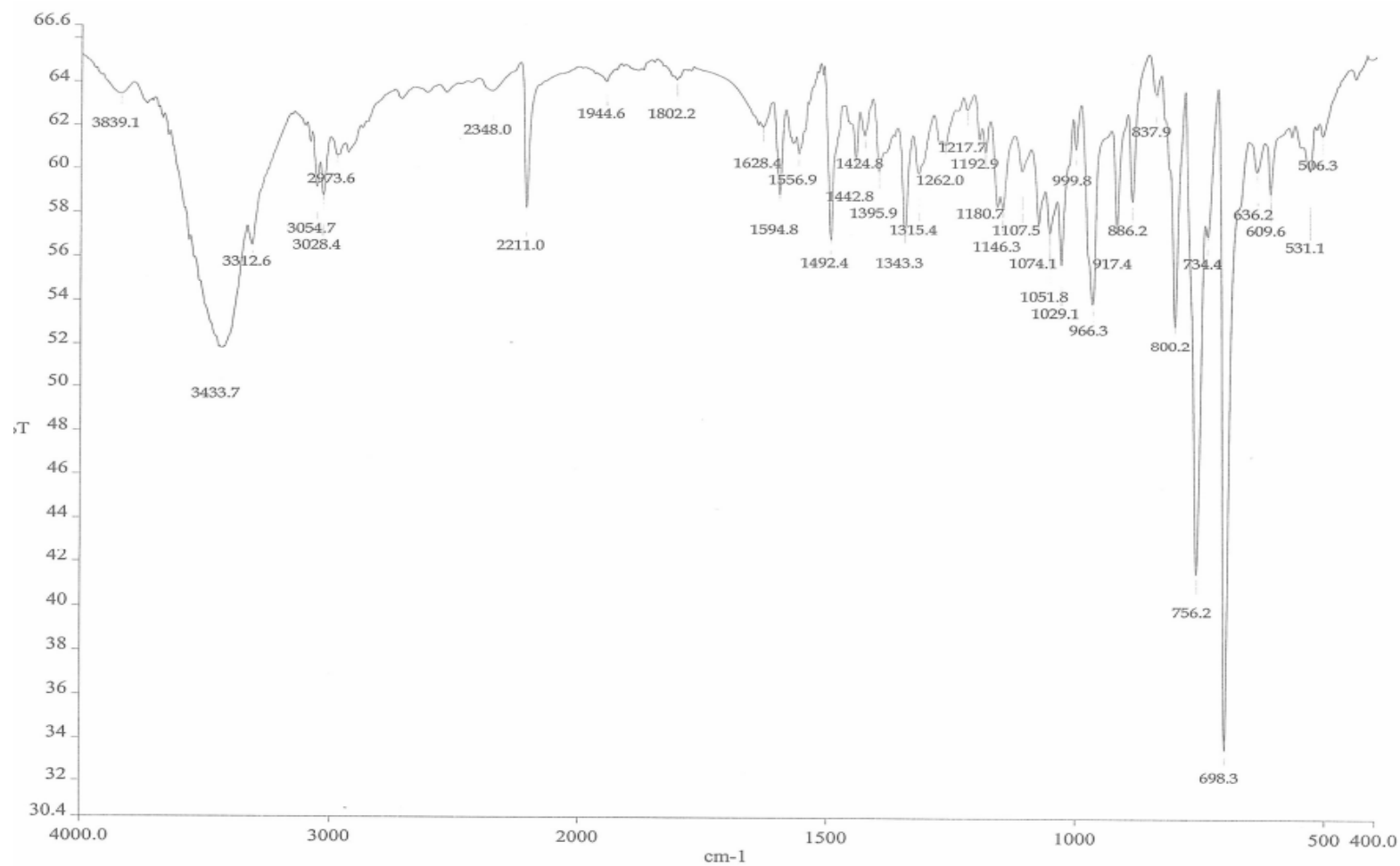
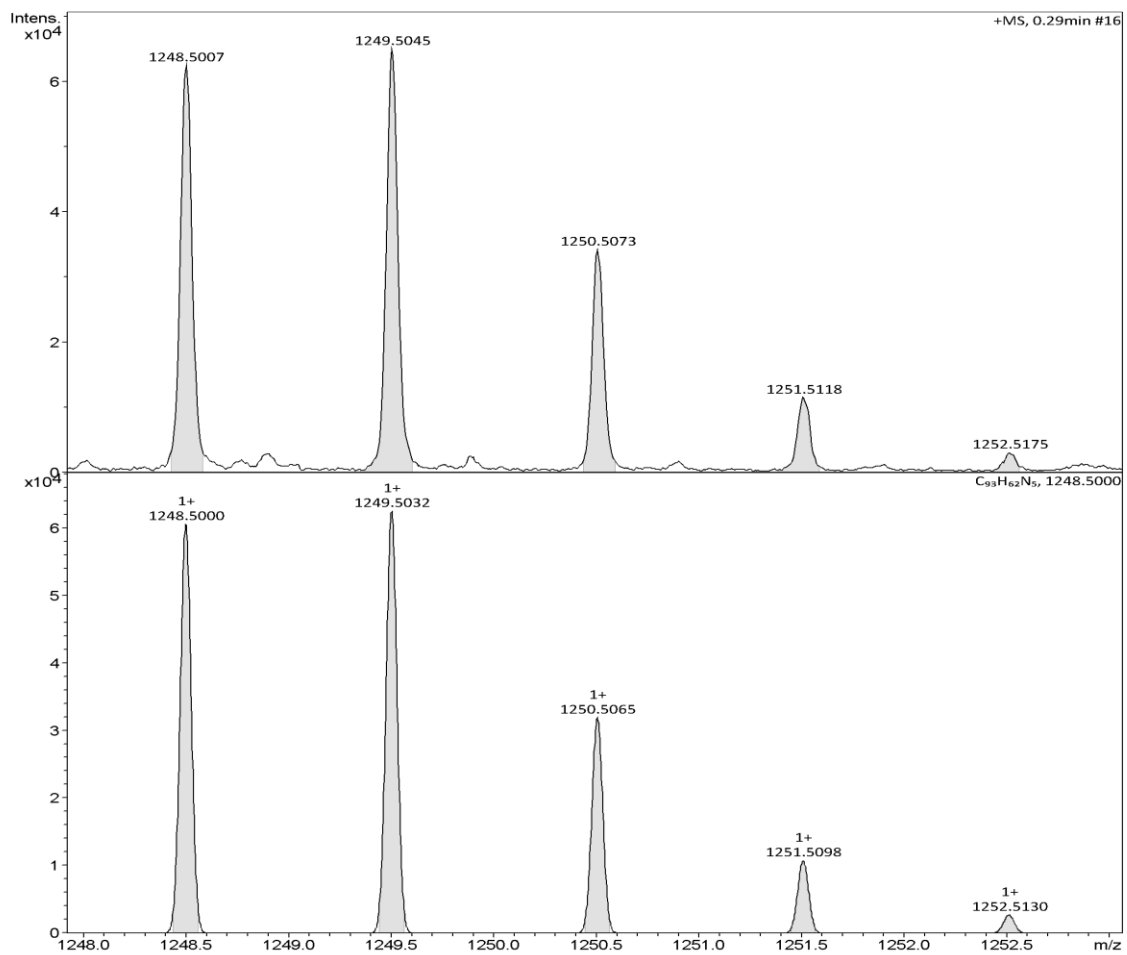


Figure S3. Infrared spectrum of porphyrin 3



**Figure S4.** HR-MS of 5-Cyano-10,15,20-tris(2,4,6-triphenylphenyl)porphyrin 3 (H<sub>2</sub>TTPPCN).