




Review

Carbene Transfer Reactions Catalysed by Dyes of the Metalloporphyrin Group

Mário M. Q. Simões ^{1,*} , Daniel T. G. Gonzaga ², Mariana F. C. Cardoso ², Luana da S. M. Forezi ², Ana T. P. C. Gomes ¹, Fernando de C. da Silva ², Vítor F. Ferreira ^{3,*}, Maria G. P. M. S. Neves ¹  and José A. S. Cavaleiro ^{1,*} 

¹ Department of Chemistry & Organic Chemistry, Natural Products and Food Stuffs Unit (QOPNA), University of Aveiro, 3810-193 Aveiro, Portugal; ana.peixoto@ua.pt (A.T.P.C.G.); gneves@ua.pt (M.G.P.M.S.N.)

² Departamento de Química Orgânica, Universidade Federal Fluminense, Niterói 24020-150, RJ, Brazil; danieladeugonzaga@yahoo.com.br (D.T.G.G.); marianafcc83@hotmail.com (M.F.C.C.); luanaforezi@hotmail.com (L.d.S.M.F.); gqoferando@vm.uff.br (F.d.C.d.S.)

³ Departamento de Tecnologia Farmacêutica Química, Universidade Federal Fluminense, Niterói 24241-002, RJ, Brazil

* Correspondence: msimoes@ua.pt (M.M.Q.S.); vitorferreira@id.uff.br (V.F.F.); jcavaleiro@ua.pt (J.A.S.C.); Tel.: +351-234-370-713 (M.M.Q.S.); +55-212-629-2345 (V.F.F.); +351-234-370-717 (J.A.S.C.)

Received: 27 February 2018; Accepted: 27 March 2018; Published: 29 March 2018



Abstract: Carbene transfer reactions are very important transformations in organic synthesis, allowing the generation of structurally challenging products by catalysed cyclopropanation, cyclopropenation, carbene C-H, N-H, O-H, S-H, and Si-H insertion, and olefination of carbonyl compounds. In particular, chiral and achiral metalloporphyrins have been successfully explored as biomimetic catalysts for these carbene transfer reactions under both homogeneous and heterogeneous conditions. In this work the use of synthetic metalloporphyrins (MPorph, M = Fe, Ru, Os, Co, Rh, Ir, Sn) as homogeneous or heterogeneous catalysts for carbene transfer reactions in the last years is reviewed, almost exclusively focused on the literature since the year 2010, except when reference to older publications was deemed to be crucial.

Keywords: carbenes; porphyrins; metalloporphyrins; cyclopropanation; cyclopropenation; olefination; X-H insertion

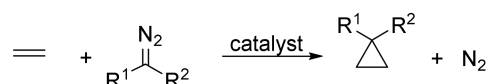
1. Introduction

Carbenes are electrically neutral species formulated as RR'C: in which the carbon is covalently bonded to two univalent groups or to a divalent group, and bears two nonbonding electrons. Methylene (H₂C:) is the simplest carbene and the two nonbonding electrons may be spin-paired (singlet state) or spin-non-paired (triplet state) [1]. Carbene transfer reactions are very important transformations in organic synthesis, allowing one to generate cyclopropane derivatives and other structurally challenging products. It should be stressed out that no native metalloenzymes for accomplishing that task have been revealed yet, but by exploiting substrate promiscuity and protein engineering, structurally manipulated heme-containing cytochrome P450 enzymes were described to catalyse carbene transfer reactions in their non-native chemical form [2–13]. Moreover, Hartwig and co-workers [14] have prepared modified myoglobins containing several abiological metals, the most active being an Ir(Me) site that catalyses the functionalization of C-H bonds to form C-C bonds by carbene insertion and adding carbenes to β-substituted vinylarenes and unactivated aliphatic α-olefins. On the other hand, Fasan and co-workers [15–22] recently demonstrated the ability of engineered myoglobin variants to efficiently catalyse carbene N-H, S-H, and C-H insertions,

cyclopropanation, and olefination of aldehydes as examples of efficient and selective biocatalytic strategies. Meanwhile, several other promising biocatalytic approaches for carbene insertion reactions have been published [23–27]. Similar catalytic activity was observed, in the last decades, by using several synthetic metalloporphyrins (MPorph, M = Fe, Ru, Os, Co, Rh, Ir, Sn), including chiral or supported porphyrin metal complexes, as catalysts for carbene transfer reactions [28–38]. Taking into account the high significance of the mentioned carbene synthetic methodologies this review is mainly focused on carbenes' developments in the last years.

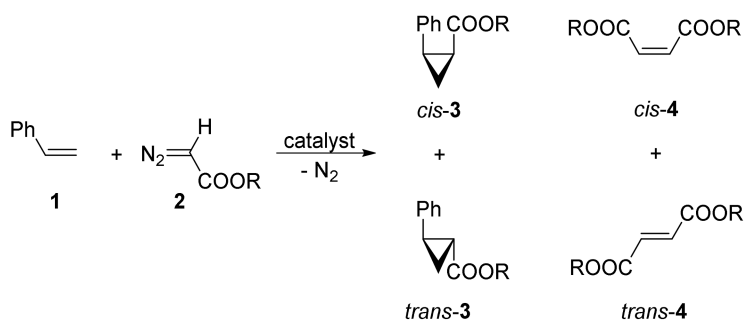
2. Cyclopropanation Reactions

Cyclopropane derivatives are useful building blocks in organic synthesis, presenting several potential applications in organic chemistry. Amongst the well-known methods to prepare cyclopropane derivatives, the addition of a carbene group from a diazo compound to an alkene (Scheme 1) has been deeply studied in the last decades [28,30,39–45]. Thus, the one-pot reaction of diazo compounds with alkenes represents a valuable strategy to prepare cyclopropanes, important building blocks both for the synthesis of organic compounds and also due to their intrinsic pharmaceutical properties [32].



Scheme 1. The catalysed cyclopropanation reaction as an addition of a carbene group, from a diazo compound, to any alkene.

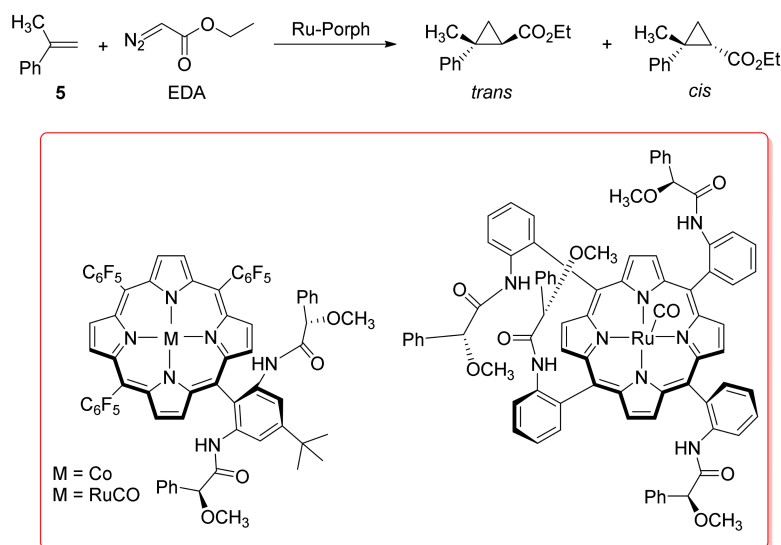
The cyclopropanation of styrene (**1**) with methyl diazoacetate (MDA) or ethyl diazoacetate (EDA) (**2**, R = Me or Et) serves as the benchmark reaction for the evaluation of almost any new catalyst (Scheme 2). Typically, a diastereoisomeric mixture of cyclopropanes *cis*-**3** and *trans*-**3** is obtained (each existing as a pair of enantiomers), accompanied by the undesired carbene dimers *cis*-**4** and *trans*-**4**. The relative amounts of the later products increase when the cyclopropanation becomes a slow transformation [46].



Scheme 2. The cyclopropanation of styrene (**1**) with methyl diazoacetate (MDA) or ethyl diazoacetate (EDA) (**2**, R = Me or Et) as a benchmark reaction.

In recent years, Gallo and co-workers have been particularly focused on the study of carbene transfer reactions catalysed by metalloporphyrins, with emphasis on the active role of the porphyrin macrocycle in the stereocontrol of the reactions, concerning both diastereoselectivity and enantioselectivity [29,32]. Some years ago, this research group reported the preparation of cobalt and ruthenium chiral amidoporphyrin derivatives. The catalytic properties of those products were then evaluated in cyclopropanation transformations. The cobalt diamidoporphyrin complex did not lead to the formation of cyclopropane products; however, with the ruthenium complexes (Scheme 3) the expected products from the reaction of α -methylstyrene (**5**) by EDA were obtained as diastereoisomeric mixtures in 91% to 95% yields. Transformations took place with poor diastereo- and enantioselectivities.

When using the Ru-diamidoporphyrin complex a (66/34%) diastereoisomeric *cis/trans* mixture was obtained while with the Ru-tetraamidoporphyrin an inversion in the ratio *cis/trans* value (34/66%) was obtained [47].



Scheme 3. Intermolecular cyclopropanation of α -methylstyrene (5) by EDA catalysed by the Ru complexes of both the diamido and tetraamidoporphyrins [47].

Most recently, Gallo and co-workers described a new chiral iron(III) porphyrin catalyst capable of performing the stereoselective cyclopropanation of α -methylstyrene (5) with excellent yields (up to 99%), enantio- and diastereoselectivities (ee_{trans} up to 87%, *trans/cis* ratios up to 99:1) and outstanding TON and TOF values (up to 20,000 and 120,000 h^{-1} respectively) [48]. Moreover, further studies were carried out to evaluate the reaction scope by testing the reactivity of several diazo derivatives of the general formula $(RO_2C)CH=N_2$ ($R = Et; iPr; Pr; tBu$) towards differently substituted alkenes. The study of the cyclopropanation reaction revealed that the porphyrin skeleton may be compared to a totem-like structure (Figure 1), whose parts are independently responsible for the observed enantio- and diastereoselectivities.

The iron centre of the tetrapyrrolic macrocycle activates the diazo compound; its C_2 -symmetrical feature induces high *trans*-diastereoisomeric ratios, whereas the chiral hat controls the enantiocontrol leading to a diastereoselectivity enhancement (Figure 1) [49,50]. The aforementioned results led the authors to prepare other C_2 -symmetrical chiral iron(III) porphyrins, where the chiral binaphthyl unit was replaced by an aminoacid moiety. The results obtained confirmed that the diastereoselectivity was mainly ruled by the achiral structural parts of the porphyrin which originate a 3D arrangement to the whole ligand. The presence of aminoacid residues in the chiral hat did not significantly contribute for selecting the enantiomeric path, since modest enantioselectivities were attained [50].

Several Co(II) complexes of D_2 -symmetric chiral tetraamidoporphyrins were disclosed by Zhang and co-workers as efficient catalysts able to activate several *N*-arylsulfonyl hydrazones for the asymmetric intermolecular cyclopropanation of a wide range of alkenes, affording the corresponding cyclopropanes in high yields, sometimes with effective control of both diastereo- and enantioselectivity. The higher enantioselectivity (99% *ee*) was obtained for styrene (1) cyclopropanation with the 2-methoxybenzaldehyde tosylhydrazone (6) at 83% yield and 95:5 *trans/cis* ratio (Scheme 4). According to the authors, the Co(II) metalloradical intermediate represents the first catalytic species capable of effectively utilize donor-substituted diazo reagents, generated in situ from *N*-arylsulfonyl hydrazones in the presence of base, for asymmetric alkene cyclopropanation [51].

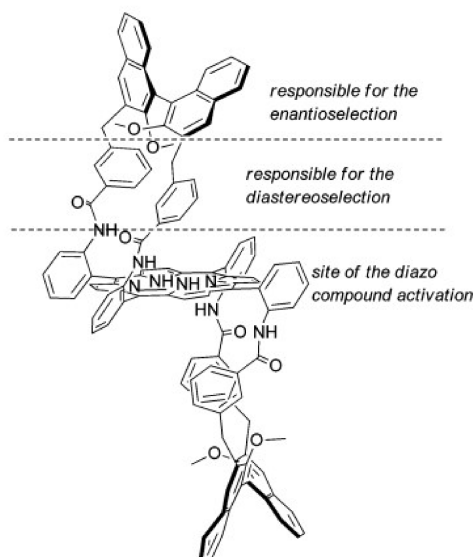
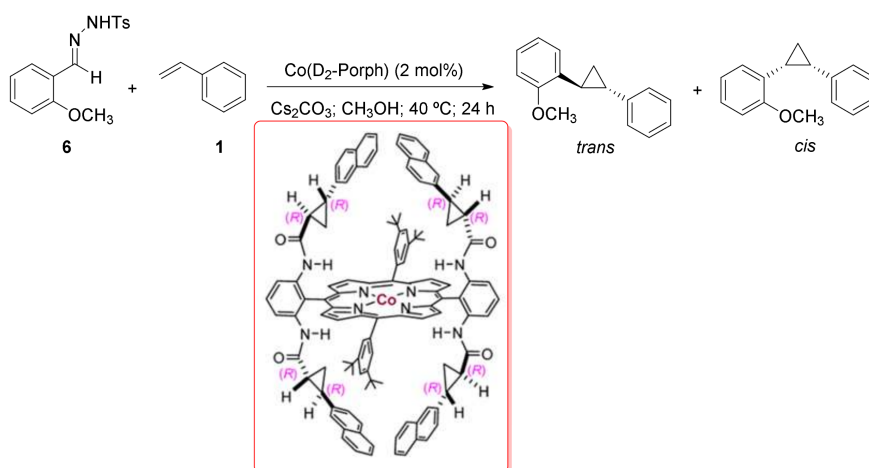
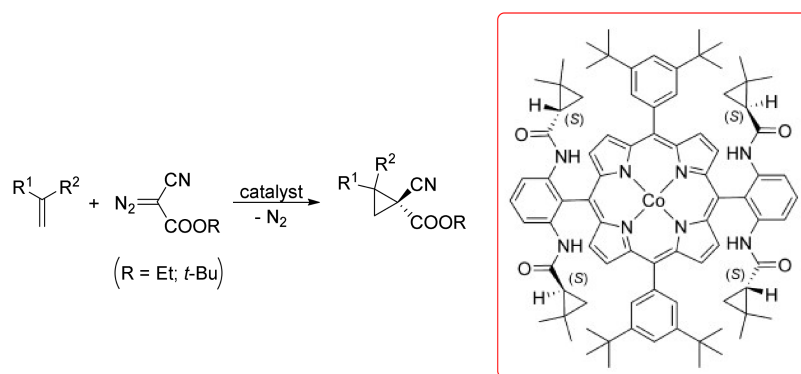


Figure 1. The totem-like structure of the free base chiral porphyrin reported by Gallo and co-workers. Reproduced from [50] with permission from the Centre National de la Recherche Scientifique (CNRS) and The Royal Society of Chemistry.



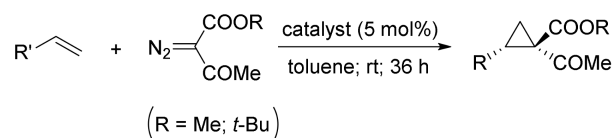
Scheme 4. The chiral naphthyl-substituted tetraamidoporphyrin responsible for the higher enantioselectivity (99% *ee*) obtained in styrene (1) cyclopropanation with 2-methoxybenzaldehyde tosylhydrazone (6) at 83% yield and 95:5 *trans/cis* ratio. Adapted with permission from [51]. Copyright (2017) American Chemical Society.

Earlier, the same group had already referred the efficiency of Co(II) complexes of D_2 -symmetric chiral amidoporphyrins in the catalytic asymmetric intermolecular cyclopropanation of both aromatic and aliphatic substituted olefins possessing different electronic profiles with α -cyanodiazooacetates (Scheme 5). The cyclopropanation of styrene at 25 °C in hexane with ethyl α -cyanodiazooacetate (ECDA) afforded the corresponding cyclopropane derivative in 99% yield with a *trans/cis* ratio of 88:12 and 74% *ee*. In analogous reaction conditions, when using *tert*-butyl α -cyanodiazooacetate (*t*-BCDA) instead of ECDA, it was obtained the single *trans*-cyclopropane derivative in 91% *ee*, in a lower yield (89%). However carrying out the reaction at 0 °C the enantioselectivity had a slight improvement to 95% *ee*. Surprisingly, even at lower temperature (−20 °C), the reaction took place with 96% yield and an increase on the enantiocontrol, with 98% *ee* and full *trans*-diastereoselectivity [52].



Scheme 5. Asymmetric cyclopropanation of olefins with α -cyanodiazooacetates. Adapted with permission from [53]. Copyright (2010) American Chemical Society.

The same Co(II) complex of the D_2 -symmetric chiral amidoporphyrin present on Scheme 5 showed to be highly effective for asymmetric olefin cyclopropanation with α -ketodiazooacetates (KDA), acceptor/acceptor-substituted diazo reagents bearing two α -carbonyl groups, thus resulting on the production of chiral 1,1-cyclopropanecarboxylates bearing both ketone and ester functionalities at the geminal position (Scheme 6). The asymmetric cyclopropanation of styrene with methyl acetodiazooacetate (MADA) could be achieved under mild reaction conditions (at ambient temperature with the alkene as the limiting reagent without slow addition of the diazo compound), thus affording the desired cyclopropane in 99% yield with E/Z ratio of 79:21 and 63% ee . By employing the bulkier *tert*-butyl acetodiazooacetate (*t*-BADA) reagent the authors were able to significantly improve the diastereoselectivity (E/Z ratio of 96:4, 92% de) of the catalytic system while at the same time increasing its enantioselectivity (94% ee for 1*R*,2*S*), although in a lower yield (88%).



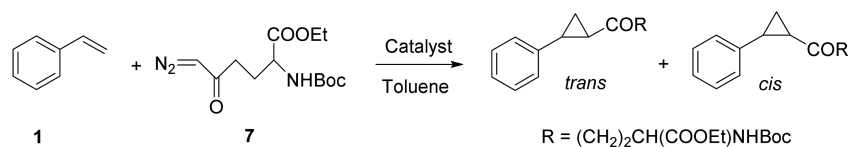
Scheme 6. Asymmetric cyclopropanation of olefins with α -ketodiazooacetates.

The latter asymmetric catalytic system might be used in the cyclopropanation of a variety of olefins. For instance, and despite the position and electronic properties of the substituents (electron-donating groups such as CH_3 or OCH_3 , as well as electron-withdrawing Br , CF_3 , or NO_2 groups), styrene derivatives might be cyclopropanated with *t*-BADA forming the expected cyclopropanecarboxylates in high yields, diastereoselectivity and enantioselectivity [54].

The Co(II) complex of the so-called Halterman porphyrin [5,10,15,20-tetrakis[(1*S*,4*R*,5*R*,8*S*)-1,2,3,4,5,6,7,8-octahydro-1,4:5,8-dimethanoanthracene-9-yl]porphyrinatocobalt(II)] (Figure 2, Co(Halt)) was used as catalyst in the cyclopropanation of styrene with ethyl diazoacetate. Up to 80:20 *trans*:*cis* diastereoisomeric ratio and 82% ee were achieved with 96% total yield within 1 h at ambient temperature, by using this Co(II) chiral porphyrin complex as catalyst. On the other hand, the cyclopropanation of 1,1-diphenylethylene with EDA catalysed by the same Co(II) porphyrin gave the corresponding cyclopropane in moderate yield (62%) and 50% ee [55].

Simonneaux and co-workers described the catalysed carbene transfer from the *N*- and *O*-protected 6-diazo-5-oxo-L-norleucine (DON) (7) in the presence of iron and ruthenium porphyrin complexes, giving rise to intermolecular reactions such as cyclopropanation or N-H and S-H insertion reactions. The cyclopropanation of styrene (1) with the *N*- and *O*-protected DON at ambient temperature in toluene and in the presence of the Ru(TPP)(CO) (Figure 2) catalyst afforded the corresponding

cyclopropane product (Scheme 7) with 72% yield and high diastereoselectivity (*trans/cis* = 99/1) after 5 h, with the simultaneous formation of the dimer (21%) resulting from coupling of two carbene precursors. An increased yield (85%), although with lower selectivity (*trans/cis* = 91/9), was observed when using Fe(TPP)Cl instead of Ru(TPP)(CO) as catalyst for the same reaction time. With catalysts Ru(TPP)(CO) and Fe(TPP)Cl no enantiomeric excess was observed [56].



Scheme 7. The intermolecular cyclopropanation of styrene (**1**) with the *N*- and *O*-protected 6-diazo-5-oxo-L-norleucine (DON) (**7**) at ambient temperature in toluene and in the presence of metalloporphyrins.

The authors also studied the asymmetric cyclopropanation reaction catalysed by the Halterman chiral porphyrins, identified here as Fe(Halt)Cl and Ru(Halt)(CO) (Figure 2). The cyclopropane product yield was higher with the iron chiral porphyrin (95%) relatively to the ruthenium chiral porphyrin (75%) and the enantioselectivity was quite good for both chiral catalysts (80% *ee*).

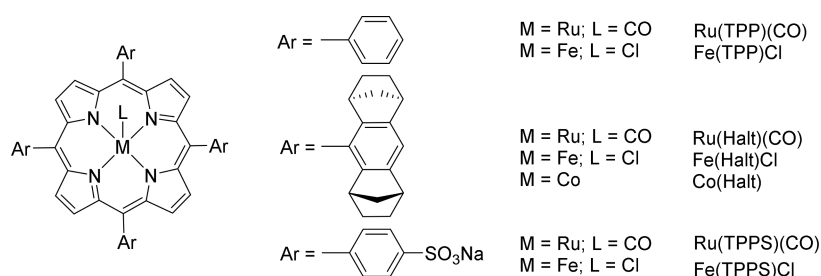


Figure 2. Iron, ruthenium, and cobalt porphyrin complexes.

Bruin and co-workers have prepared a cobalt porphyrin catalyst encapsulated in a cubic M₈L₆ cage by using the so-called “molecular ship-in-a-bottle” approach. The soluble M₈L₆ encapsulated catalyst (Figure 3) allows cyclopropanation reactions in aqueous media (acetone:water 1:5) and revealing size-selectivity for cyclopropanation of styrene derivatives with alkyl diazoacetates, although in modest yields and *trans/cis* diastereoisomeric ratios. Bulky substrates reacted slower than non-bulky ones, thus allowing size-selective competition reactions [57,58].

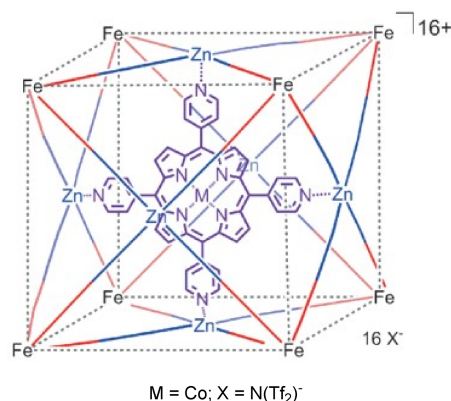


Figure 3. Cobalt porphyrin catalyst encapsulated in a cubic M₈L₆ cage. Adapted from [58] with permission from John Wiley and Sons.

Tagliatesta and co-workers reported a heterogeneous system based on a *meso*-tetraphenylporphyrin rhodium(III) chloride, bound to a Merrifield resin (Figure 4), to catalyse the cyclopropanation reaction of several olefins, giving good yields for the final products. The linkage between the Rh(III) porphyrin and the solid support allowed the separation of the functionalized resin from the reaction mixtures by vacuum filtration and further reuse, although with significant loss of activity in the second cycle [59].

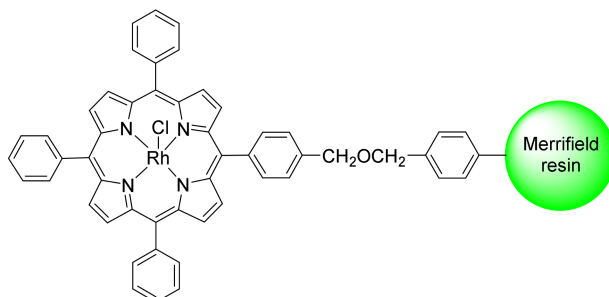


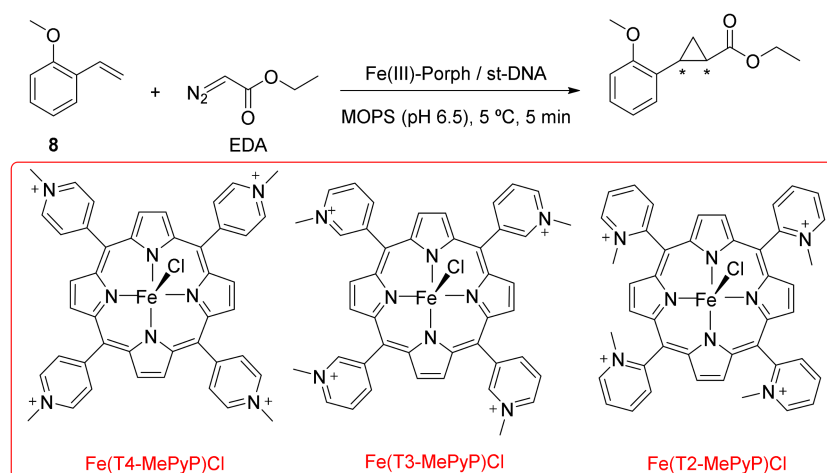
Figure 4. The rhodium porphyrin was bound to the support by using the Williamson method for the synthesis of ethers, affording a loading around 1 mmol per gram of solid.

Having in mind the enzymes' action, the potential catalytic action played by DNA-derivatives, such as the possibility of having a transition metal ion complex surrounded by a DNA framework, which would furnish another chiral coordination sphere, seems to be a promising approach to the design of highly active and selective catalysts. Based on previous DNA-based catalysis works, and on their own experience [60], Roelfes and co-workers recently introduced a novel hybrid catalyst, based on the interaction between DNA and a cationic iron(III) porphyrin. In that way interesting catalytic enantioselective cyclopropanation reactions were observed [61].

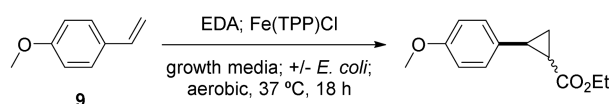
The cationic *meso*-tetrakis(*N*-alkylpyridyl)porphyrins are well-known DNA binders. In such compounds the position of the *N*-alkyl groups and the length of the alkyl chains have a key role in the interactions between such cationic porphyrins and DNA. The DNA-based catalysts were self-assembled by combining the iron(III) porphyrins with salmon testes DNA (st-DNA, 6 mM in base pairs) in 20 mM 3-(*N*-morpholino)-propanesulfonic acid (MOPS) buffer at pH 6.5, which was found to be the optimal pH value with regard to both activity and selectivity. The cyclopropanation of 2-methoxystyrene (**8**) with ethyl diazoacetate (EDA) as the carbene precursor was selected as the benchmark reaction at 5 °C. In the absence of DNA, the cyclopropanation reaction was sluggish and resulted in low product yields. In the presence of st-DNA, low activity was observed in the case of the *para* and *meta* porphyrin isomers, whereas with the *ortho* isomer immediate and vigorous evolution of N₂ was observed, which ended after circa 5 min with total EDA consumption, although only 14% yield of the *trans* isomer was obtained, for 42% *ee* (Scheme 8). The scope of the cyclopropanation reaction was evaluated for 4-methoxystyrene, 4-chlorostyrene, and styrene with EDA and other diazo compounds. In all cases, a major amount of cyclopropanation product was obtained only in the presence of DNA [61].

Wallace and Balskus reported a biocompatible Fe(III) porphyrin catalyst system capable of efficient olefin cyclopropanation in the presence of a living microorganism at 37 °C under aerobic conditions. In fact, the Fe(TPP)Cl catalysed cyclopropanation of 4-methoxystyrene (**9**) with EDA occurred in aqueous media, both in the presence and in the absence of an engineered *E. coli*, affording analogous cyclopropane product yields and *trans/cis* ratios. Moreover, a similar Fe(III) phthalocyanine proved to be an even better catalyst for the cyclopropanation of 4-methoxystyrene (**9**) in the presence of the same *E. coli* affording the cyclopropane product in 95% yield. These preliminary studies proved the efficiency of olefin cyclopropanation under conditions compatible with the growth of *E. coli* [62]. Therefore, by interfacing the Fe(III) phthalocyanine with an *E. coli* engineered to produce styrene,

the authors were able to synthesize non-natural phenyl cyclopropanes directly from D-glucose in a single-vessel fermentation (Scheme 9) [62].



Scheme 8. Cyclopropanation reaction of 2-methoxystyrene (**8**) with EDA catalysed by DNA/iron(III) *meso*-tetrakis(*N*-methylpyridinium-yl)porphyrin hybrid catalysts.

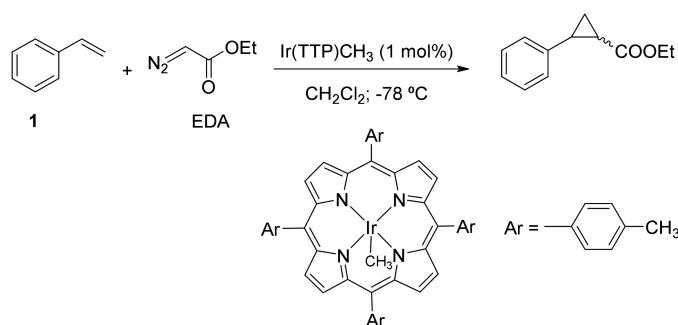


Scheme 9. Cyclopropanation of 4-methoxystyrene (**9**) with EDA catalysed by Fe(TPP)Cl in aqueous media and in the presence or absence of *E. coli*.

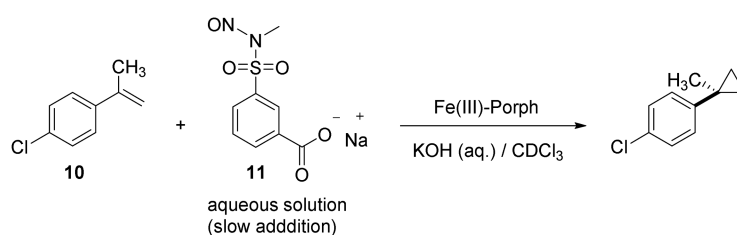
An efficient and selective methodology for the cyclopropanation of various styrene derivatives with EDA, catalysed by tetraphenylporphyrinatotin(IV) trifluoromethanesulfonate [$\text{Sn}^{\text{IV}}(\text{TPP})(\text{OTf})_2$] and tetraphenylporphyrinatotin(IV) tetrafluoroborate [$\text{Sn}^{\text{IV}}(\text{TPP})(\text{BF}_4)_2$] was reported. Only pure *trans*-isomers were produced in excellent yields and short reaction times (17–40 min), for both catalysts, at ambient temperature, under nitrogen atmosphere, and using dichloromethane as solvent. Moreover, both catalysts were reused three times without loss of catalytic activity [63].

Very recently, iridium(III) porphyrin complexes were described for the first time as active catalysts for carbene transfer reactions. Indeed, several iridium(III) tetratolylporphyrin (TTP) complexes showed to be extremely active and robust catalysts for the cyclopropanation of olefins using diazo compounds as carbene sources. In particular, Ir(TTP)CH₃ (Scheme 10) catalysed the cyclopropanation of styrene (**1**) with ethyl diazoacetate (EDA) in CH₂Cl₂ at −78 °C achieving 85% yield in less than 5 min. At very low catalyst loadings, the styrene cyclopropanation reaction achieved 4.8×10^5 TON in three successive EDA additions without significant catalyst deactivation. Yields of 93%, 92%, and 91% have been obtained for the first, second, and third additions. With other electron-rich and sterically unhindered substrates high yields and modest *trans* selectivities were obtained; however for electron-deficient and hindered olefins lower yields were obtained even in longer reaction times and higher temperatures [64].

Cossío and co-workers [65] have explored the catalytic properties of different generations of dendrimers based on Fe(III) porphyrin catalytic cores on the intermolecular cyclopropanation of substituted styrene [1-chloro-4-(prop-1-en-2-yl)benzene] (**10**) with diazomethane generated in situ, under basic conditions, from an aqueous solution of sodium 3-(*N*-methyl-*N*-nitroso-sulfamoyl)benzoate (**11**) slowly added by means of an automatic syringe. The reaction was performed in a biphasic system (water/CDCl₃) (Scheme 11, Figure 5).



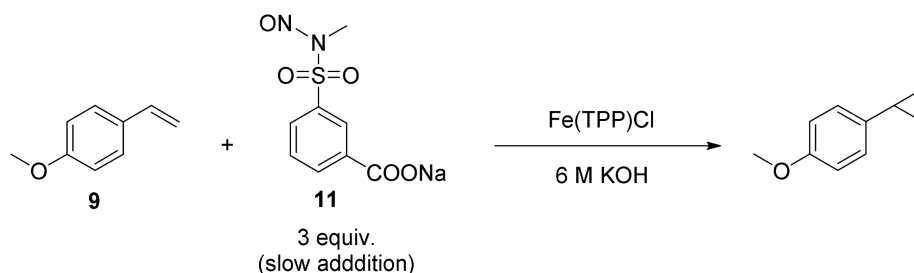
Scheme 10. Cyclopropanation of styrene (**1**) with EDA catalysed by Ir(TTP)CH₃.



Scheme 11. Cyclopropanation of styrene derivative [1-chloro-4-(prop-1-en-2-yl)benzene] (**10**) with sodium 3-(*N*-methyl-*N*-nitrososulfamoyl)benzoate (**11**) as the diazomethane precursor catalysed by Fe(III) porphyrin dendrimers.

The reported symmetric dendrimers incorporate polyether dendritic arms around the 5,10,15,20-tetrakis(4-hydroxyphenyl)porphyrin moiety (Figure 5). The results showed that the cyclopropanation reaction progress was almost unchanged when the simpler metalloporphyrins (R = Me or Bn) were compared with Fe(TPP)Cl. The same profile was registered for the analogous dendrimers up to the second generation (R = D₁, R = D₂). However with third (R = D₃) and fourth (R = D₄) generations of catalyst dendrimers the reactions rate decreased significantly [65].

Morandi and Carreira [66] disclosed this safer use of diazomethane, obviating its isolation, purification, and handling, when conducting iron catalysed cyclopropanation reactions under strong alkaline conditions (aqueous 6 M KOH) in water. Moreover, the reactions were carried out in open air. The authors selected the cyclopropanation of *p*-methoxystyrene (**9**) to test the catalytic activity of several metal complexes under the demanding conditions required for the decomposition of the above-mentioned water-soluble sodium 3-(*N*-methyl-*N*-nitrososulfamoyl)benzoate (**11**), which was added slowly over 4 h to avoid any substantial build-up of diazomethane (Scheme 12). Fe(TPP)Cl (5 mol%) gave the highest conversion (100%), followed by Ru(TPP)CO and Co(TPP) with 93% and 33% conversions, respectively. Good yields were obtained for styrene derivatives containing electron-withdrawing and electron-donating substituents [66].



Scheme 12. Cyclopropanation of *p*-methoxystyrene (**9**) catalysed by Fe(TPP)Cl with sodium 3-(*N*-methyl-*N*-nitrososulfamoyl)benzoate (**11**) as the diazomethane precursor, under two-phase conditions.

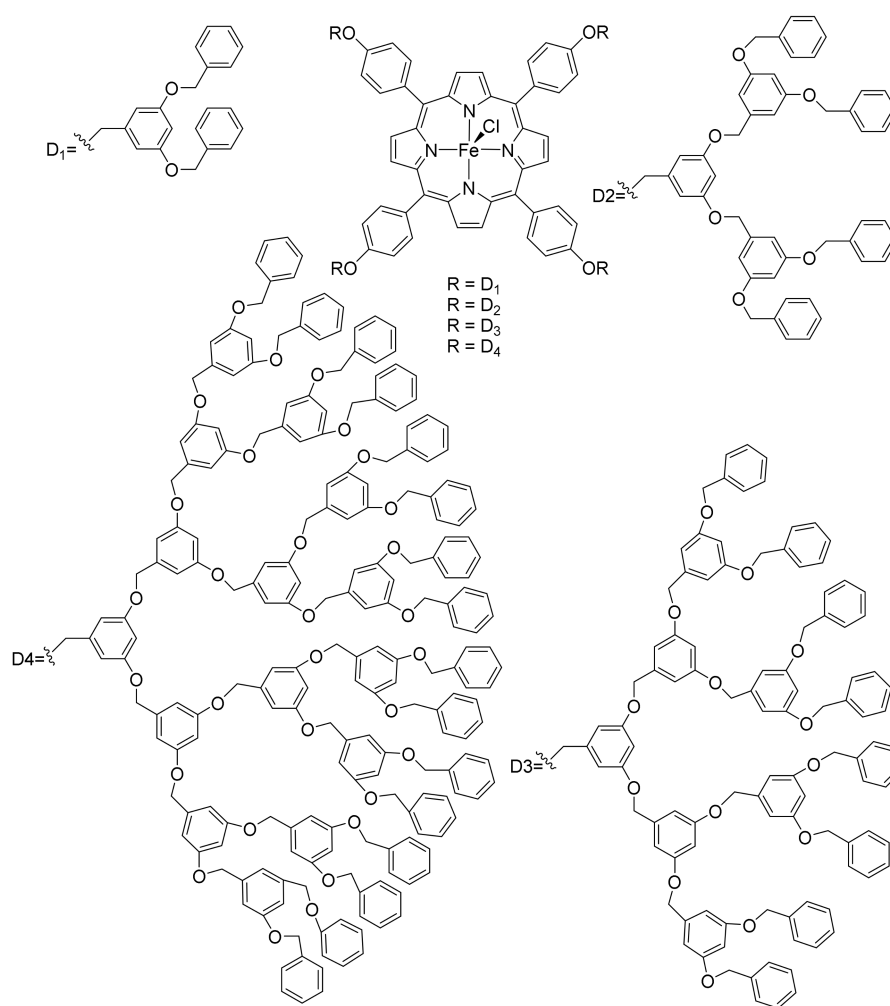
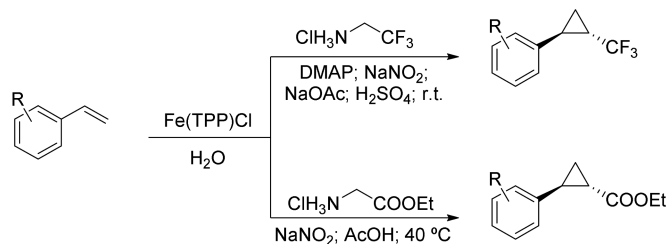


Figure 5. The dendrimeric metalloporphyrin catalysts derived from the 5,10,15,20-tetrakis(4-hydroxyphenyl)porphyrin under conventional Williamson etherification conditions.

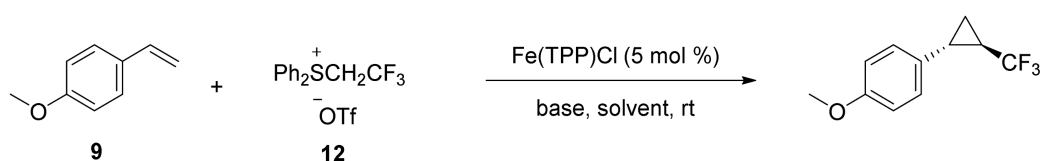
Furthermore, the Morandi and Carreira procedure can be used with trifluoromethyldiazomethane [67] or ethyl diazoacetate [68], generated in situ, for the transformation of olefins into vicinally substituted cyclopropanes. Water in the reaction media is needed for the preparation of the diazo compounds and the Fe(TPP)Cl catalyst acts under such conditions (Scheme 13). In fact there is the straightforward reaction of the carbene precursor that is generated by acid-catalysed diazotization, with the available substrate [69].



Scheme 13. Iron(III) porphyrin catalyzed cyclopropanation reaction of styrenes in aqueous media.

Trifluoromethylcarbene ($:\text{CHCF}_3$) demonstrated to be a useful intermediate for the synthesis of CF_3 -containing compounds, being applied in several organic transformations, namely cyclopropanation,

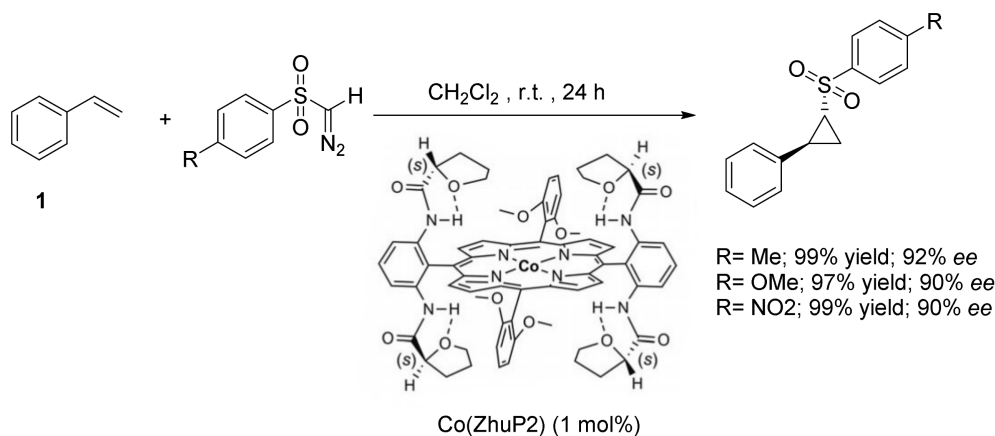
cyclopropanation, and aziridination. Generated from (2,2,2-trifluoroethyl)diphenylsulfonium triflate ($\text{Ph}_2\text{S}^+\text{CH}_2\text{CF}_3 \text{ } ^-\text{OTf}$) (**12**), the trifluoromethylcarbene was successfully applied in the cyclopropanation of several olefins catalysed by $\text{Fe}(\text{TPP})\text{Cl}$, giving the corresponding trifluoromethylated cyclopropanes in good to high yields. $\text{Cu}(\text{II})$, $\text{Ni}(\text{II})$, and $\text{Co}(\text{II})$ complexes of TPP were inactive under similar reaction conditions. Depending on the solvent used, the base added, and the molar ratio tested (4-methoxystyrene:carbene precursor:base), the authors were able to obtain up to 88% yield after 4 h of reaction at ambient temperature (Scheme 14). Increasing the concentration of the starting materials and shortening the reaction time gave rise to comparable yields. Thus, the cyclopropanation of 4-methoxystyrene proceeded very fast affording the cyclopropane product in 85% yield within 30 min for a 1:1.1:1.2 molar ratio, using cesium fluoride as a base. Furthermore, the authors explored the scope of this trifluoromethylcarbene's cyclopropanation catalysed by $\text{Fe}(\text{TPP})\text{Cl}$ under the optimized reaction conditions, where high *trans/cis* diastereoselectivity was observed in almost all the reactions (>98/2) [70].



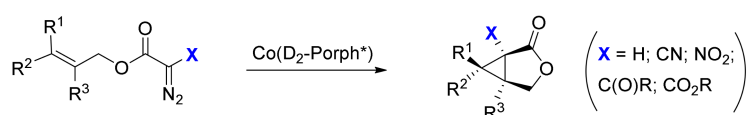
Scheme 14. $\text{Fe}(\text{TPP})\text{Cl}$ catalysed cyclopropanation of 4-methoxystyrene (**9**) using (2,2,2-trifluoroethyl)diphenylsulfonium triflate (**12**) as the trifluoromethylcarbene precursor.

Zhang and co-workers [71] performed a study for the intermolecular cyclopropanation of styrene with diazosulfones catalysed by $\text{Co}(\text{II})$ chiral porphyrins. The so-called $\text{Co}(\text{ZhuP2})$ porphyrin has proved to be a general catalyst to enable the formation of enantiomerically enriched cyclopropyl sulfones from the reaction of a wide range of diazosulfones with alkenes (Scheme 15).

Zhang and co-workers had also referred the catalytic efficiency of $\text{Co}(\text{II})$ complexes of several D_2 -symmetric chiral amidoporphyrins in the asymmetric intramolecular cyclopropanation of allylic α -diazooacetates ($X = \text{H}; \text{CN}; \text{NO}_2; \text{C}(\text{O})\text{R}; \text{CO}_2\text{R}$ in Scheme 16) [72,73]. Since the resultant products possess three neighbouring chiral centres with numerous functionalities, this family of enantioselective transformations demonstrated to be highly important for synthetic applications, since product yields range from 51% to 99%, whereas the *trans/cis* ratio is almost exclusively 99:1, with *ee* values frequently higher than 90%. So, this metalloradical catalytic system seems to be suitable for cyclopropanation of allylic α -diazooacetates with several functional groups, generating bicyclic products with excellent diastereocontrol and good enantiocontrol [72,73].

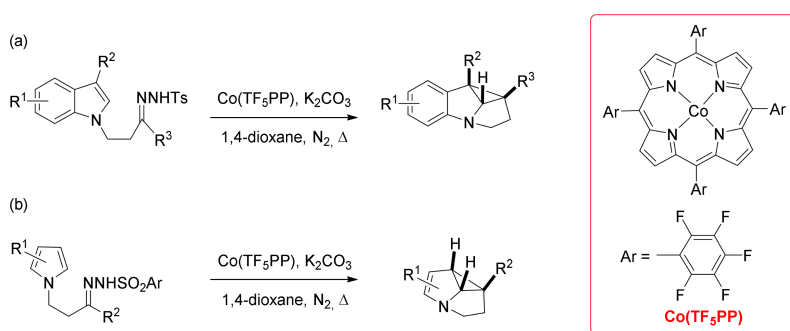


Scheme 15. Asymmetric cyclopropanation of styrene (**1**) with diazosulfones catalysed by $\text{Co}(\text{ZhuP2})$ [71].



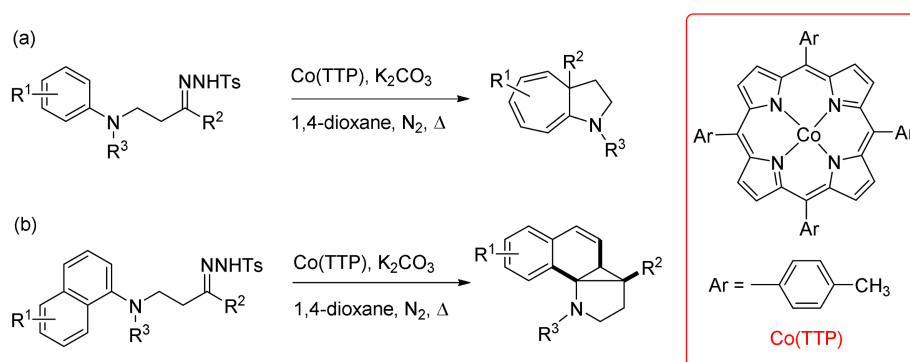
Scheme 16. Asymmetric intramolecular cyclopropanation of allylic α -diazoacetates catalysed by Co(II) complexes of D_2 -symmetric chiral amidoporphyrins.

A highly chemoselective intramolecular cyclopropanation of *N*-alkyl indoles or pyrroles with alkyl diazomethanes, generated in situ from hydrazones, catalysed by Co(II) porphyrins, has been developed by Che and co-workers [74]. With the best catalyst, Co(TF₅PP), a series of *N*-tosylhydrazones derived from several indoles gave rise to intramolecular cyclopropanation to afford the corresponding tetracyclic cyclopropane-fused indolines (Scheme 17a), whereas the intramolecular cyclopropanation of pyrroles led to the equivalent cyclopropane-fused pyrrolines (Scheme 17b) [74].



Scheme 17. Co(II) porphyrin catalysed intramolecular cyclopropanation of (a) indolyl *N*-tosylhydrazones to form cyclopropane-fused indolines and (b) pyrrolyl *N*-arenesulfonylhydrazones to form cyclopropane-fused pyrrolines.

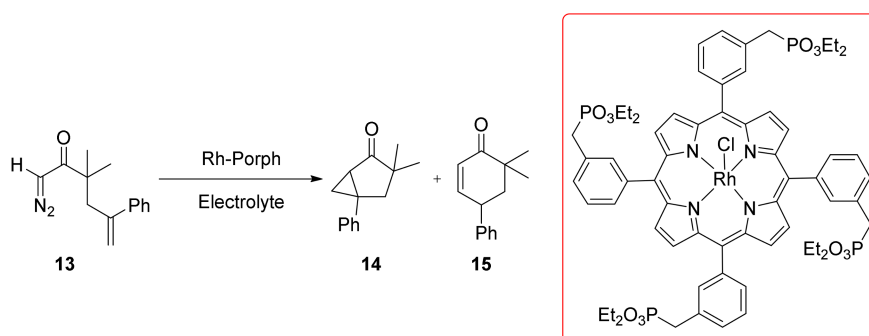
More recently, the same research group reported a Co(II) porphyrin catalysed intramolecular Buchner reaction and arene cyclopropanation of alkyl diazomethanes, generated in situ from *N*-tosylhydrazones, affording bicyclic cycloheptatriene-fused pyrrolidines and tetracyclic cyclopropane-fused pyrrolidines in good to high yields and with high chemo- and regioselectivities. Various *N*-tosylhydrazones derived from different anilines suffered intramolecular Buchner reactions giving cycloheptatriene-fused pyrrolidines in good to high yields (up to 95%). Moreover, the Co(II) catalysed Buchner reaction showed to be tolerant to different R^1 , R^2 and R^3 functional groups (Scheme 18a) [75].



Scheme 18. Co(TTP) catalysed intramolecular Buchner reaction of (a) aniline derived *N*-tosylhydrazones and (b) arene cyclopropanation of naphthylamine derived *N*-tosylhydrazones.

Notably, when naphthylamine derived *N*-tosylhydrazones were used, in which amino substitution is at position C₁ or C₂ of naphthalene, different types of products were formed. Such as aniline derived *N*-tosylhydrazones, the C₂ amino-substituted naphthylamine originated cyclopropanation with the less sterically hindered double bond of naphthalene (between C₂-C₃) and subsequent electrocyclic ring opening to give the Buchner cycloheptatriene product in high yield. On the other hand, the reaction of the C₁ amino-substituted naphthylamines stopped at the cyclopropanation stage to give a tetracyclic compound in 47–99% yield, and no Buchner product was formed (Scheme 18b) [75].

An intramolecular reaction catalysed by Rh porphyrins was studied by Kanan and co-workers in the presence of interfacial electric fields. The reaction chosen for the electric field effect studies was a Rh-catalysed intramolecular carbene reaction using a diazoketone as the carbene precursor (Scheme 19). Using 1-diazo-3,3-dimethyl-5-phenylhex-5-en-2-one (**13**) and the Rh porphyrin the cyclopropanated product (**14**) and the inserted product (**15**) were obtained, presumably via a carbenoid intermediate [76]. To explore this reaction in the presence of an interfacial electric field, Si electrodes were covered with thin films of insulating (TiO₂ or Al₂O₃) dielectric layers and were considered as opposite walls in the reaction container. The Rh porphyrin catalyst was placed at the dielectric-electrolyte interface. The product ratio was studied mainly as a function of the applied voltage. With no voltage applied, 10:1 was the ratio of (**14**):(**15**). Additionally, a voltage applied through a TiO₂ surface gave rise to a Rh porphyrin-TiO₂ interaction, which led to a (**14**):(**15**) ratio increase towards a maximum for which cyclohexenone (**15**) was nearly completely inhibited (>100:1), while the use of a dielectric with a Al₂O₃ surface resulted in a decrease in the (**14**):(**15**) ratio. So, these results demonstrated that the selectivity can be changed by subjecting the catalyst to an interfacial electric field [76].



Scheme 19. The intramolecular reaction catalysed by the Rh tetraarylporphyrin (with four phosphonate esters) that was covalently linked to the dielectric-electrolyte interface in the parallel plate cell.

The presence of physical electrodes might not be necessary in a reaction medium if a polarized interface can be introduced in it. This has been considered by Kanan and coworkers who used ball milled ferroelectric nanoparticles such as BaTiO₃ in their studies on the Rh-catalysed intramolecular carbene reaction. Authors reported that if ferroelectric BaTiO₃ nanoparticles are added to the reaction medium it can be observed a change in the product ratio of similar magnitude to the one observed in a reaction at an electrode-electrolyte interface polarized by an applied voltage [77].

Che and co-workers reported a water-soluble ruthenium(II) glycosylated porphyrin complex (Figure 6) that showed to be active as catalyst, in aqueous media, for (i) intermolecular cyclopropanation of 4-substituted styrenes (R = H, CH₃, Cl) with EDA (70–76% yield; *trans/cis* 4–5:1); or (ii) intramolecular cyclopropanation of allylic diazoacetate (68% yield); or for (iii) diazoketones intramolecular ammonium ylide formation/2,3-sigmatropic rearrangement (83–89% yield); or (iv) diazoketones intramolecular sulfonium ylide formation/2,3-sigmatropic rearrangement (90–91% yield); and (v) intermolecular carbenoid insertion into N-H bonds of primary arylamines with EDA (76–83% yield). Conversion values which were obtained were 85–92% for styrene derivatives' cyclopropanation (Scheme 20) [78].

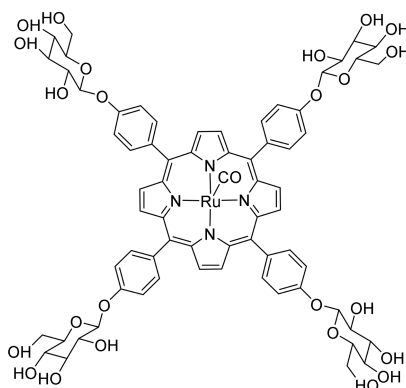
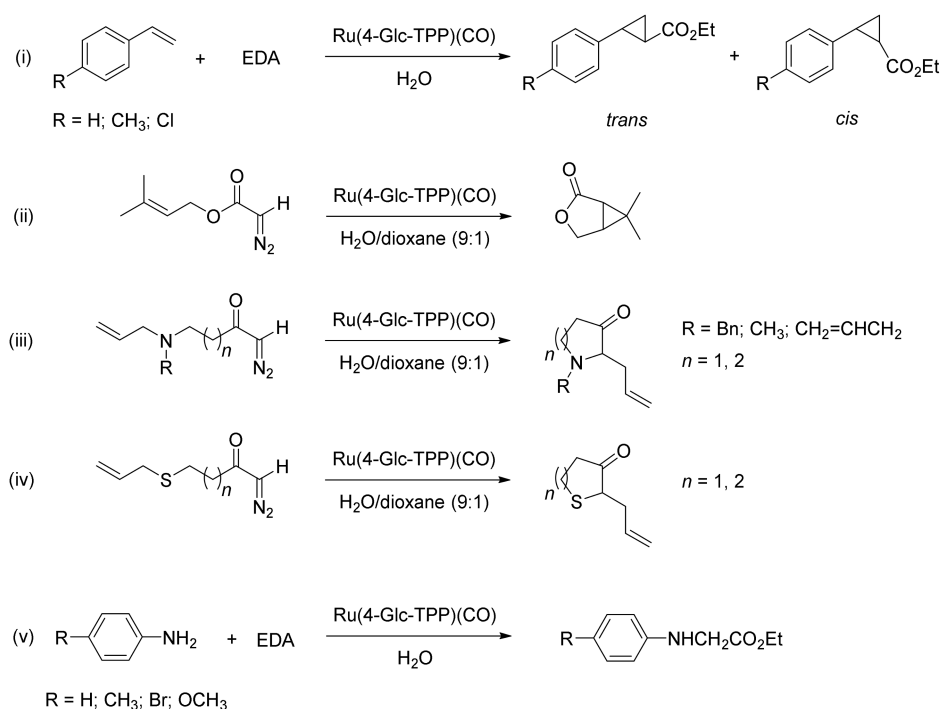


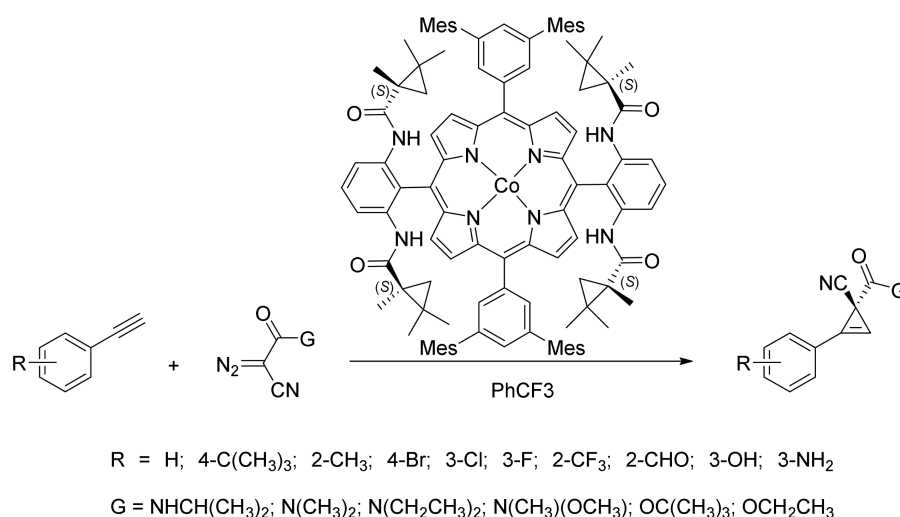
Figure 6. The water-soluble Ru(II) glycosylated porphyrin complex used as catalyst for carbenoid transfer reactions in aqueous media [Ru^{II}(4-Glc-TPP)(CO)] (4-Glc-TPP = *meso*-tetrakis(4-(β-D-glucosyl)phenyl)porphyrinato dianion).



Scheme 20. Reactions catalysed by the water-soluble Ru(II) glycosylated porphyrin complex.

3. Cyclopropenation Reactions

Cyclopropenes are a distinctive class of cyclic compounds with unsaturated, highly strained three-membered ring structures. The combination of this high strain with the unsaturation renders cyclopropenes as useful synthons for a range of subsequent organic transformations [79]. Some years ago, Zhang and co-workers reported the enantioselective cyclopropenation of alkynes with α-cyanodiazooacetates and α-cyanodiazooacetamides catalysed by a Co(II) complex of a D₂-symmetric chiral porphyrin (Scheme 21). The reaction afforded strained cyclic products in high yield (up to 97% for R = 4-Br) and high enantioselectivities (80–99% *ee*), trifluorotoluene being the solvent of choice. This methodology proved to be valuable even for the synthesis of highly functionalized cyclopropenes having quaternary stereogenic centers [28,80]. We believe this is the only published work dealing with the cyclopropenation of alkynes catalysed by metalloporphyrins.



Scheme 21. Asymmetric cyclopropanation catalysed by a Co(II) chiral porphyrin.

4. Carbene Insertion into C(sp³)-H

Direct functionalization of inactivated C-H bonds, particularly C(sp³)-H bonds, have attracted substantial attention in recent years. Despite the great efforts devoted to the field, the intermolecular C(sp³)-H bond activation of alkanes still remains a research target motivated by the inertness nature of simple aliphatic C(sp³)-H bonds. In this context, the catalytic carbene C(sp³)-H insertion stands as an important methodology for such purpose [81]. After the pioneering work by Callot and Metz, who reported that Rh(III) porphyrins were able to catalyse the intermolecular carbenoid insertion into C-H bonds of linear alkanes with ethyl diazoacetate (EDA), thus providing the first examples of carbene C-H insertion catalysed by a metalloporphyrin [82], several publications appeared in the literature involving mainly osmium, iron, copper, silver, rhodium or ruthenium porphyrins as catalysts for both inter- and intramolecular carbene insertion into C(sp³)-H [33,34]. However, due to the fact that these and other older publications have already been reviewed elsewhere [79,81], only the most recent works will be reviewed here.

The transition metal catalysed decomposition of diazoesters for inter- and intramolecular carbene C-H insertion has been studied by several groups, namely by Che and co-workers [83,84]. With the complexes Ir(TTP)Me(L) and Ir(Halt)Me(L) (Figure 7), this research group examined their reactivity towards intermolecular carbene C-H insertion of 1,4-cyclohexadiene (**16**) with methyl phenyldiazoacetate (**17**) (Scheme 22). The reaction of 1,4-cyclohexadiene with methyl phenyldiazoacetate in the presence of 1 mol% Ir(TTP)(CO)Cl, at ambient temperature during 24 h, produced the C-H insertion product in 35% yield and 61% of conversion. A similar reaction with Ir(TTP)Me(L) was complete after 5 min and in 90% yield. This is obviously related with the higher activity of Ir(TTP)Me(L) when compared with Ir(TTP)(CO)Cl.

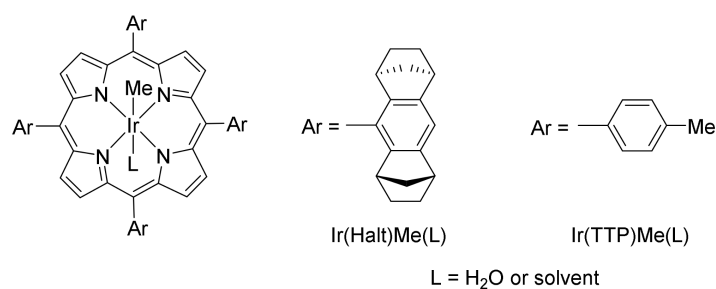
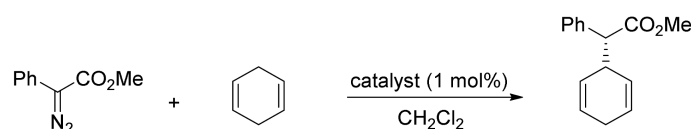


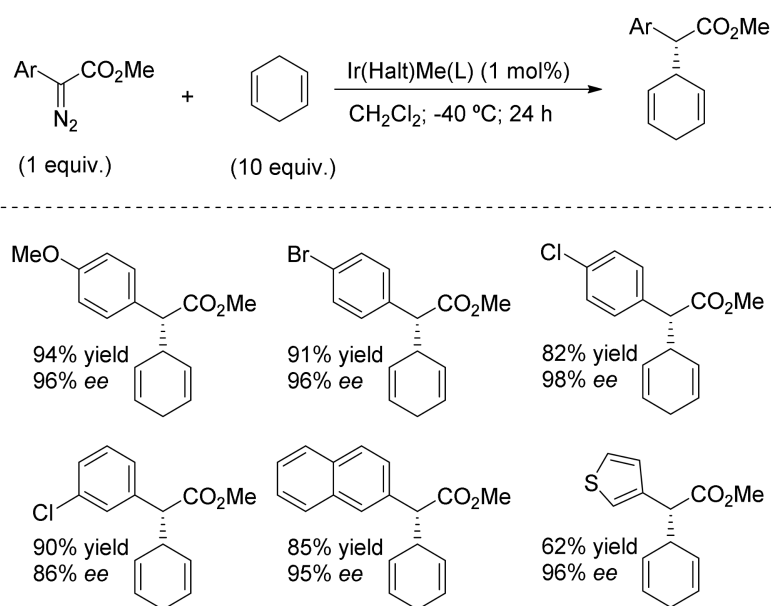
Figure 7. Chiral iridium(III) porphyrins used for catalysed carbene C-H and Si-H bond insertion reactions.



Scheme 22. Intermolecular C-H insertion reactions of 1,4-cyclohexadiene with methyl phenyldiazoacetate catalysed by iridium(III) porphyrins.

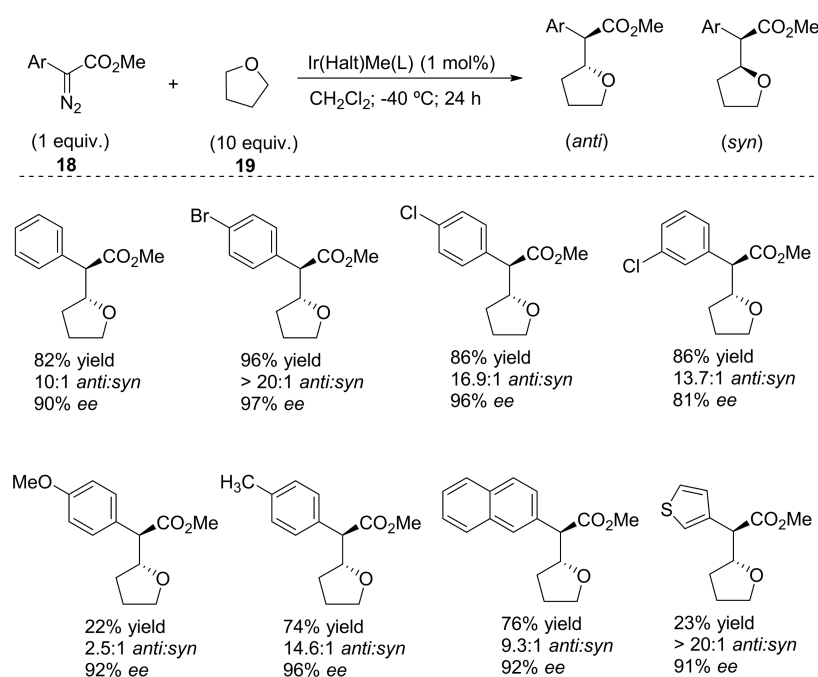
On the other hand, when the chiral catalyst Ir(Halt)Me(L) was used, the insertion product was obtained in 90% yield and 91% *ee*. Lowering the reaction temperature to $-40\text{ }^{\circ}\text{C}$ and extending the reaction time to 16 h led to a 95% *ee* for the same yield. When the reaction was performed at $-78\text{ }^{\circ}\text{C}$ a 93% *ee* was obtained after 24 h with similar yield. It is noteworthy that the carbene C-H insertion catalysed by the Ir(Halt)Me(L) was performed in a one-pot fashion and neither a dimer nor a cyclopropanation product were found in the reaction mixture [83].

With the optimized conditions for the chiral porphyrin Ir(Halt)Me(L), Che and co-workers looked at the catalyst performance in catalysing C-H carbene insertion. The authors carried out the insertion of methyl α -aryl- α -diazoacetate into 1,4-cyclohexadiene; as a result they concluded that both electron-withdrawing and electron-donating groups at the *para* position of the diazoester aromatic ring did not suffer any transformation. A chlorine *meta*-substituted α -aryl- α -diazoacetate also gave the expected product in good yield and enantioselectivity; however with the corresponding *ortho*-chloro-substituted aryl substituted diazoacetate no reaction took place (Scheme 23) [83].



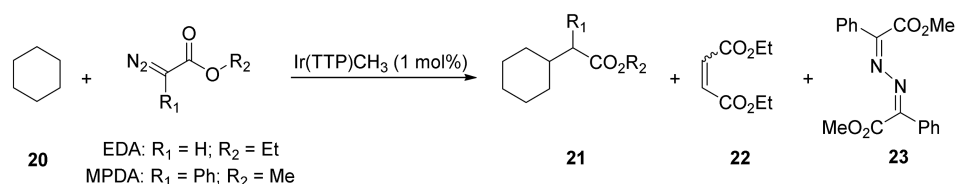
Scheme 23. Intermolecular C-H insertion reactions of 1,4-cyclohexadiene with methyl aryldiazoacetate catalysed by the chiral porphyrin Ir(Halt)Me(L).

The Ir(Halt)Me(L) catalysed C-H insertion of tetrahydrofuran (THF) by methyl aryldiazoacetate was also considered by the same authors in one-pot conditions. The reaction took place in dichloromethane, at $-40\text{ }^{\circ}\text{C}$, and *anti* and *syn* C-H insertion products in 82% total yield with an *anti/syn* ratio of 10:1. The main *anti* isomer was obtained with an enantiomeric excess of 90% (Scheme 24). In general, all the tested aryl substituted diazo compounds produced C-H insertion products in good to high yields, high diastereoselectivities (up to *anti/syn* = 20:1) and enantioselectivities (up to 97% *ee*). The electron-donating methoxy substituent afforded low yield and diastereoselectivity, along with high enantioselectivity for the *anti*-isomer [83].



Scheme 24. Intermolecular C-H insertion reactions of THF (19) with methyl aryldiazoacetate (18) catalysed by the chiral porphyrin Ir(Halt)Me(L).

Woo and co-workers explored the C-H insertion reactions in neat cyclohexane (20) with 1.0 mol% Ir(TTP)CH₃ (Scheme 25). Unluckily, the primary reactions using EDA did not produce the anticipated product (21). In its place, only the dimerization of the diazo reagent was observed, affording diethyl fumarate and diethyl maleate (22). By lowering the reaction temperature as an attempt to diminish that dimerization the reaction also failed. Presumably that can be attributed to the low solubility of Ir(TTP)CH₃ in cyclohexane (20).



Scheme 25. Intermolecular C-H insertion reactions of cyclohexane (20) with EDA and MPDA catalysed by Ir(TTP)CH₃.

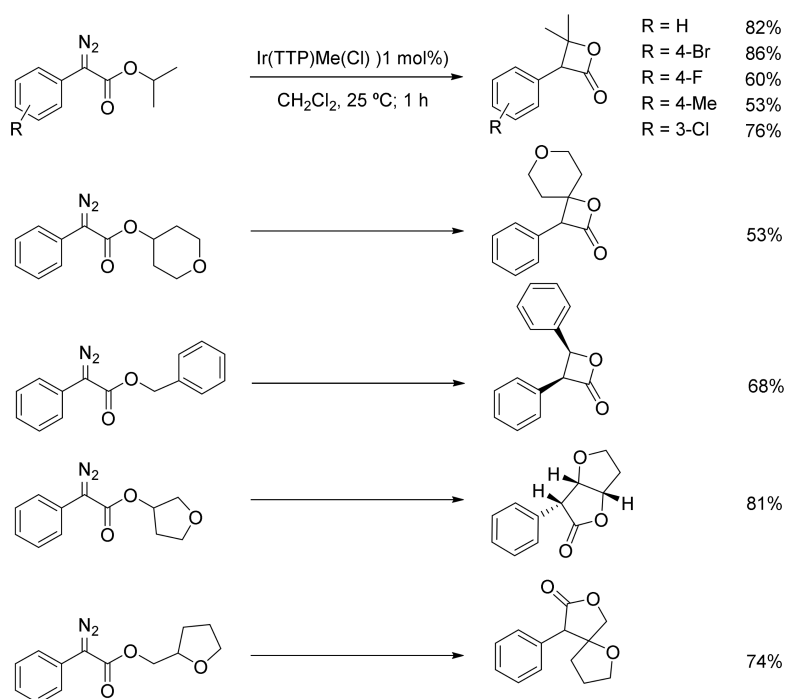
Considering that methyl phenyldiazoacetate (MPDA) is less reactive to dimerization, the authors changed their focus to the use of this reagent. The desired C-H insertion products were obtained, at room temperature, in low yields, being azine (23) the major product of the reaction formed by MPDA dimerization. Using higher temperatures and dropwise addition of the MPDA, and also increasing the catalyst loading to 5.0 mol% better yields of the insertion product (21) were obtained. However such a high loading is not adequate, taking into account the high price of Ir(TTP)CH₃. Efforts to achieve the C-H insertion reaction with Ir(TTP)Cl(CO) as catalyst produced only trace quantities of (21). By placing Ir(TTP)CH₃ to react with MPDA in pentane at reflux afforded (23) in almost quantitative yields. Also when using boiling octane, C-H insertion products were obtained in 37% yield. The insertion took place at the C₂ and C₃ secondary carbons (18%), and the primary insertion (7%) also took place. By outspreading this process to toluene and 1,4-cyclohexadiene, good yields

were obtained for the equivalent benzylic and allylic C-H insertion products, respectively. It was also demonstrated that tetrahydrofuran is an appropriate substrate for C-H insertion [85].

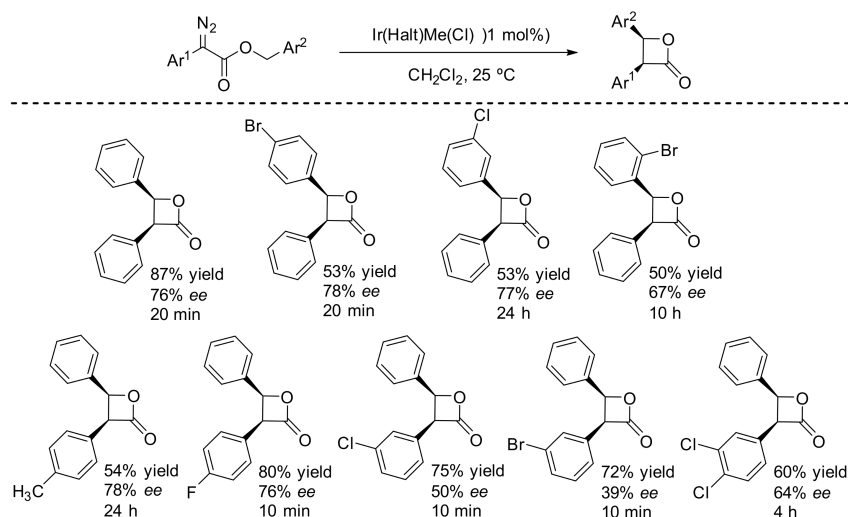
Later, Che and co-workers demonstrated that Ir(TTP)Me(L) and Ir(Halt)Me(L) (Figure 7) are also capable of intramolecular carbene insertion into saturated C-H bonds of α -diazoesters, specifically leading to the generation of β -lactones in moderate to good yields. In particular, the achiral iridium(III) porphyrin complex Ir(TTP)Me(L) was found to be catalytically active towards the intramolecular carbene C-H insertion of α -diazoesters, giving exclusively the corresponding β -lactones (if carbene insertion to tertiary C-H bond occurs) or γ -lactones (if carbene insertion to secondary C-H bond occurs), in yields between 53% and 86% (Scheme 26) [84].

In the same work, the authors also studied the asymmetric intramolecular carbene C-H insertion, catalysed by the chiral porphyrin Ir(Halt)Me(L). The intramolecular carbene C-H insertion of the α -diazoester ($\text{Ar}_1 = \text{Ph}$ and $\text{Ar}_2 = \text{Ph}$) was selected as the model reaction for optimization of the reaction conditions. By treating the substrate with 1 mol% of the chiral catalyst, Ir(Halt)Me(L), in dichloromethane at 25 °C for 1 h, a 90% yield of the corresponding *cis*- β -lactone was found by $^1\text{H-NMR}$ analysis of the crude reaction mixture (87% isolated yield with 76% *ee*). In order to explore the substrate scope of the reaction, several substrates with different Ar_1 and Ar_2 substitution patterns were tested and the corresponding *cis*- β -lactones were obtained in moderate to good isolated yields (up to 87%), excellent stereoselectivity (*cis*-products exclusively), and good enantioselectivities (up to 78% *ee*). (Scheme 27) [84].

Octaethylporphyrin and tetraphenylporphyrin Ir(I) and Ir(III) complexes (Figure 8) showed to be useful catalysts for intramolecular C-H insertion processes of diazo compounds. The authors explored the reaction of 2-(2-benzyloxyphenyl)-2-diazoacetate (**24**) to obtain oxygenated five-membered rings through intramolecular C-H insertion reaction using iridium catalysts. While the Ir(I) complex TPP[Ir(CO)₃]₂ is the most efficient and selective catalyst, the others afford mixtures of cyclization and dimerization products (Scheme 28). The influence of the solvent was also studied using complex TPP[Ir(CO)₃]₂. While less polar solvents (toluene, THF, CH₂Cl₂) afforded only the cyclized product in excellent yields, more polar solvents (CHCl₃, CH₃CN) promoted also the formation of dimers. In DMSO, the dimerization product was formed exclusively [86].



Scheme 26. Intramolecular C-H insertion of α -diazoester catalysed by the achiral porphyrin Ir(TTP)Me(L).



Scheme 27. Intramolecular C-H insertion of α -diazoester catalysed by the chiral porphyrin Ir(Halt)Me(L) . The isolated yields are presented.

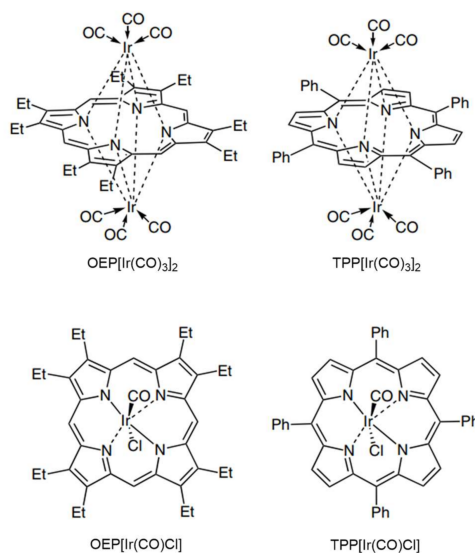
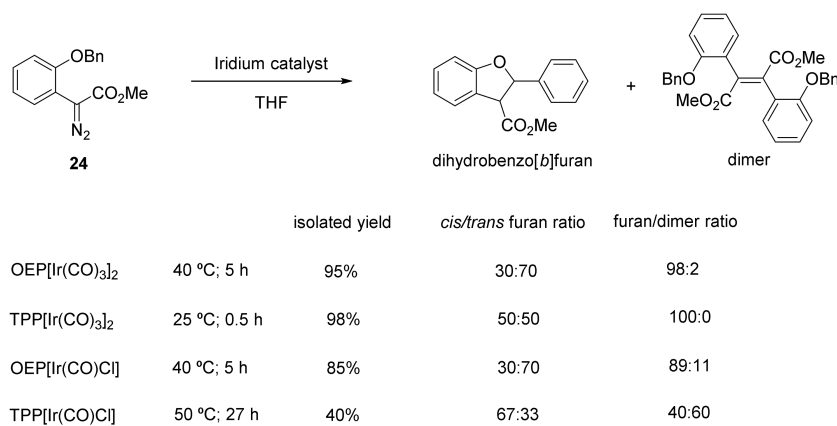
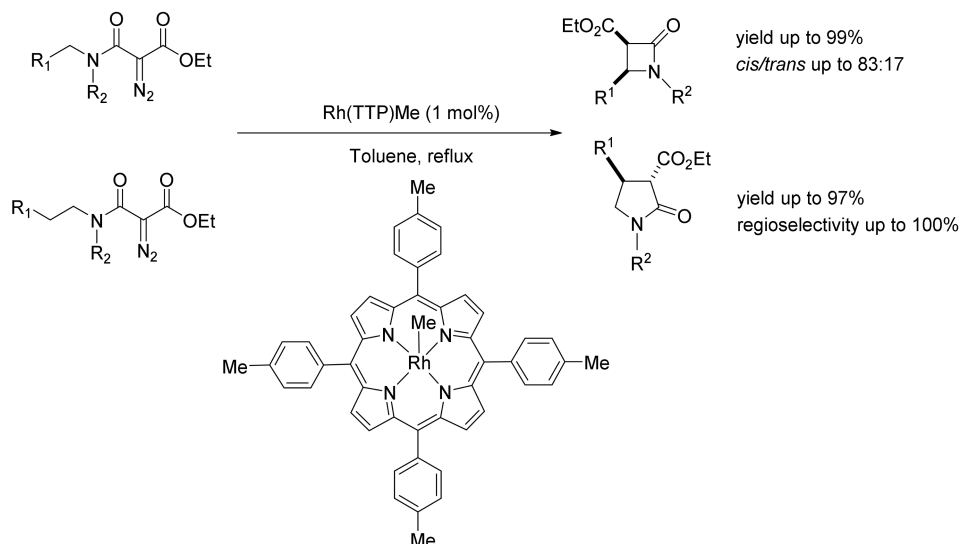


Figure 8. Octaethylporphyrin and tetraphenylporphyrin Ir(I) and Ir(III) complexes.



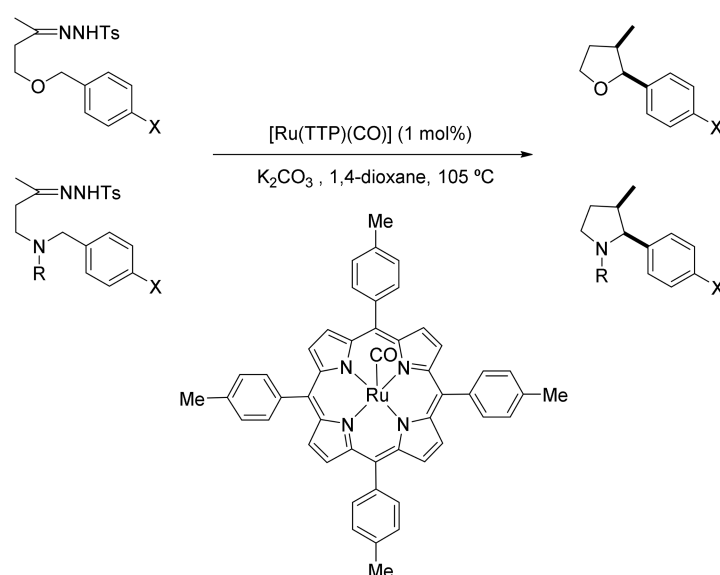
Scheme 28. Intramolecular C-H insertion catalysed by octaethylporphyrin and tetraphenylporphyrin Ir(I) and Ir(III) complexes.

Che and co-workers also verified that different rhodium(III) porphyrin complexes are catalytically active towards stereoselective intramolecular carbene C-H insertions of α -diazoacetamides, the best catalyst being Rh(Porph)Me which gives *cis*- β -lactams or *trans*- γ -lactams in yields up to 99% with regioselectivities up to 100% and *cis/trans* ratios up to 83:17 for β -lactams (Scheme 29) [87].



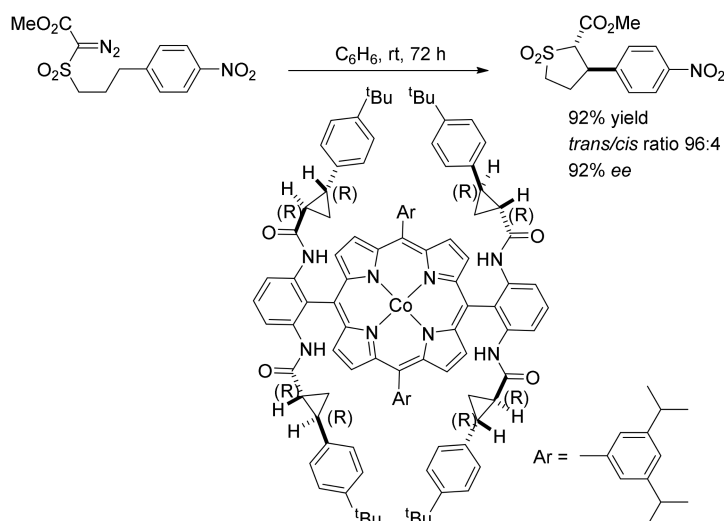
Scheme 29. Rh(Porph)Me catalysed β -lactam and γ -lactam formation from α -diazoacetamides.

With ruthenium porphyrin catalysts, Che and co-workers synthesized tetrahydrofurans and pyrrolidines employing alkyl diazomethanes generated in situ from *N*-tosylhydrazones through an intramolecular C(sp³)-H insertion of an alkyl carbene. Different catalysts and reaction conditions were tested and the best results were obtained for Ru(TTP)(CO) as catalyst, using K₂CO₃ as base and 1,4-dioxane as solvent. Various substituted tetrahydrofurans and pyrrolidines were synthesized in moderate to high yields (43–99%) and with moderate to excellent *cis/trans* diastereoselectivity (from 66:34 to >99:1). Moreover, the reaction worked with a variety of functionalities, including hydroxy, halo, nitro, methoxy, acetal, and alkene groups (Scheme 30) [88].



Scheme 30. Ru(II) porphyrin catalysed cyclization of *N*-tosylhydrazones to give tetrahydrofurans and pyrrolidines.

Zhang and co-workers have designed and synthesized a D_2 -symmetric chiral amidoporphyrin as the supporting ligand for a Co(II)-based metalloradical system capable of 1,5-C-H alkylation of α -methoxycarbonyl- α -diazosulfones (acceptor/acceptor-substituted diazo reagents) with a broad range of electronic properties at ambient temperature, resulting in the 5-membered sulfolane derivatives (Scheme 31). As can be seen in Figure 9, the yields range from 86 to 99% at high diastereoselectivities (dr = diastereoisomeric ratio) with enantiomeric excesses (ee) ranging from 78 to 94%, featuring a remarkable degree of functional group tolerance [89].



Scheme 31. Stereoselective C-H alkylation of a α -methoxycarbonyl- α -diazosulfone compound catalysed by a chiral Co(II)-Porph.

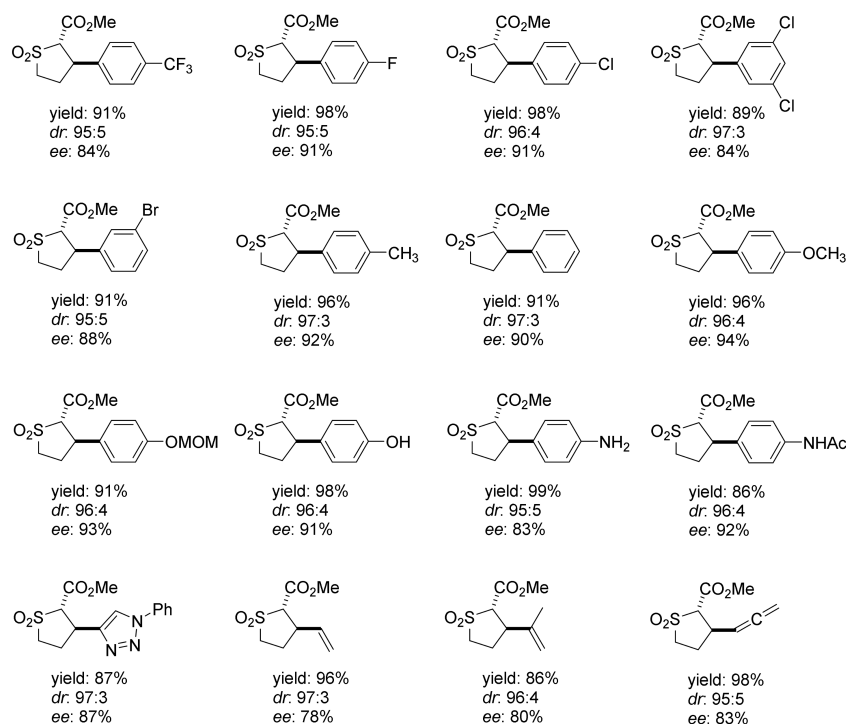
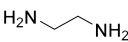

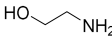
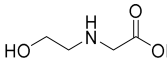

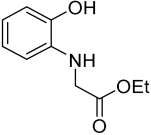

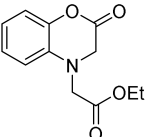

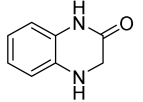

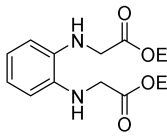
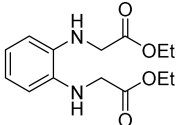
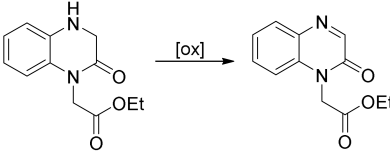
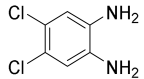
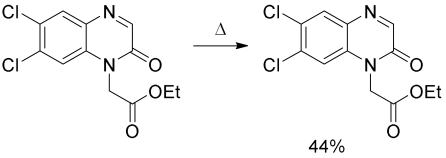


Figure 9. Examples of the 5-membered sulfolane derivatives resulting from the asymmetric C-H alkylation of α -methoxycarbonyl- α -diazosulfones, catalysed by a chiral Co(II) porphyrin developed by Zhang and co-workers [89].

5. Carbene Insertion into N-H

Fe(TPP)Cl was employed as catalyst for tandem N-H insertion/cyclization reactions when 1,2-diamines and 1,2-alcoholamines were treated with EDA, using dichloromethane as solvent at ambient temperature, resulting in piperazinones, morpholinones and related analogues such as quinoxalinones and benzoxazin-2-ones (Table 1). Ethylenediamine reacted rapidly with EDA in the presence of 1 mol% of catalyst at ambient temperature to give 2-piperazinone in 86% yield. On the contrary, ethanolamine reacted with one equivalent of EDA to give only the product resulting from an insertion at the amino group. Contrasting with the reaction of ethylenediamine with EDA, this product did not undergo subsequent cyclization, even after reaction times greater than 24 h and higher temperature. Other results are summarized in Table 1 [90].

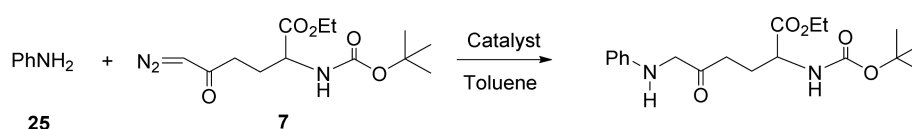
Table 1. Results obtained in tandem N-H insertion/cyclization reactions of 1,2-disubstituted substrates with EDA catalysed by Fe(TPP)Cl in CH₂Cl₂.

1,2-Disubstituted Substrates	EDA (equiv.)	Product (s)
	1	 86%
	1	 62%
	1	 71%
	2	 42%
	1	 40%
	2	 68%
	60 ° C12 h (without EDA)	 88%
	2	 44%

As stated above, Che and co-workers demonstrated that the water-soluble porphyrin complex Ru^{II}(4-Glc-TPP)(CO) (Figure 6) is an active catalyst in aqueous media exhibiting high activity and selectivity towards a number of carbenoid transfer reactions. Moreover, this Ru(II) catalyst was applied to site selectively catalyse the alkylation of the N-terminus of several peptides and to mediate the

N-terminal modification of some proteins using a fluorescent-tethered diazo compound at 37 °C for 1 h and at pH 7.4 [78].

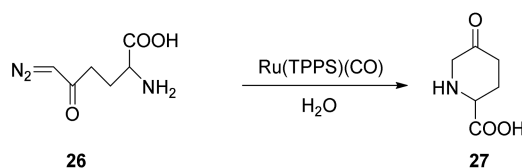
The intermolecular N-H insertion with a diazoketone such as DON was investigated by Simonneaux and co-workers with Ru(TPP)(CO) and Fe(TPP)Cl as catalysts (Figure 2). The results showed that the ruthenium complex and, to a lower extent, the iron complex are good catalysts for the transformation of aniline (25) into the insertion product (71% and 55% yields, respectively) (Scheme 32) [56].



Scheme 32. The intermolecular N-H insertion of aniline (25) with the N- and O-protected DON (7) at ambient temperature in toluene and in the presence of metalloporphyrins.

In the same work, Simonneaux and co-workers also described the intramolecular N-H insertion with the unprotected DON (26) by using a water-soluble ruthenium porphyrin as catalyst. In fact, the water-soluble Ru(TPPS)(CO) (Figure 2) in the presence of an excess of unprotected DON in water at 25 °C and under an inert atmosphere gave rise to the 5-keto-L-pipecolic acid (27) in 73% yield, hence resulting from an intramolecular N-H insertion in the free amino group (Scheme 33). Moreover, in the presence of 10 equivalents of styrene, and under similar reaction conditions, no cyclopropanation product was observed and only intramolecular N-H insertion was seen. Presumably as far as the two processes are concerned the intramolecular N-H insertion is much faster than the intermolecular addition of the unprotected diazo compound into the C-C double bond of styrene [56].

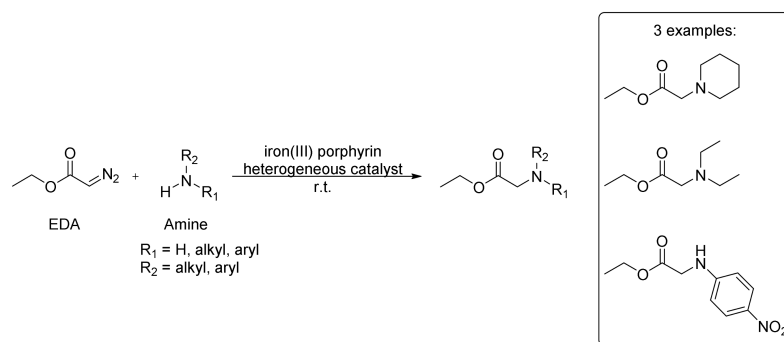
Most recently, Simonneaux and co-workers described the intermolecular N-H insertion of different amino acid esters (tryptophan, phenylalanine, tyrosine) using various diazo esters (ethyl diazoacetate, diisopropyl diazomethylphosphonate, 4-(trifluoromethyl)benzyl diazoacetate and 4-(thiomethyl)benzyl diazoacetate) catalysed by Fe(TPP)Cl and by the water-soluble Ru(TPPS)(CO) and Fe(TPPS)Cl (Figure 2). Moreover, the site selective modification of terminal NH₂ group of insulin was also accomplished by using the water-soluble Fe(TPPS)Cl as catalyst, the insertion being regioselective onto the NH₂ termini of insulin [91].



Scheme 33. The intramolecular N-H insertion with the unprotected DON (26) in water at ambient temperature and in the presence of a water-soluble ruthenium porphyrin.

Son and co-workers reported the dual role of Cu₂O nanocubes as networking catalysts and templates for hollow microporous iron porphyrin networks and their catalytic performance in carbene insertion into N-H bonds of amines. The microporous iron porphyrin networks were formed on the surface of the Cu₂O nanocubes through an azide-alkyne cycloaddition (click reaction) of iron(III) tetrakis(4-ethynylphenyl)porphyrin chloride with 2 equivalents of 1,4-diazidobenzene. After acidic treatment, hollow microporous iron porphyrin networks were obtained, which showed excellent catalytic activity in carbene insertion into N-H bonds with EDA, maintaining its activity during five cycles. The molar ratio between the single N-H insertion product and the double N-H insertion product for primary amines was as high as 100:0 for 4-nitroaniline, whereas for 4-methoxyaniline,

4-methylaniline, aniline, 4-bromoaniline, and 4-cyanoaniline this ratio was 81:19, 90:10, 93:7, 98:2, and 99:1, respectively (Scheme 34) [92].



Scheme 34. Carbene insertion into N-H bonds catalysed by iron(III) porphyrin microporous networks under heterogeneous conditions.

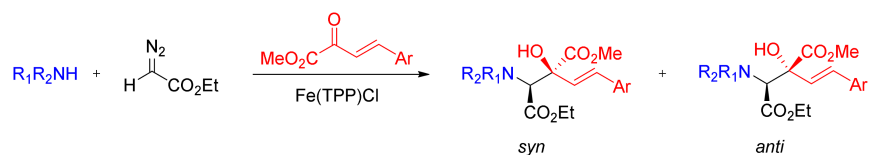
Earlier, the same group had already reported the catalytic carbene insertion into the N-H bonds of amines using iron(III) porphyrin microporous networks on iron oxide nanoparticles (Fe_3O_4) as catalyst, which can be considered as microporous organic networks. By the Sonogashira coupling of the Fe(III) tetrakis(4-ethynylphenyl)porphyrin and 1,4-diiodobenzene, the Fe_3O_4 nanoparticles were coated with iron(III) porphyrin networks. The resulting catalyst was easily recycled from the reaction mixture by magnetic separation, giving 100% yield for piperidine in four consecutive runs, affording only the single N-H insertion product (Scheme 34) [93].

Using another methodology, Huang and co-workers have prepared Fe(TPP)Cl functionalized microporous organic nanotube networks that were employed as heterogeneous catalysts for carbene insertion into N-H bonds with EDA and presented high catalytic activity and reusability. The heterogeneous catalyst was used for 12 cycles almost without loss of activity in the catalytic N-H insertion of 4-bromoaniline with EDA. The N-H insertion reaction also presented the formation of mono and double N-H insertion products, with high selectivity for mono insertion (Scheme 34) [94].

Azidopropyl functionalized mesoporous silicas SBA-15 were prepared with variable azide loadings and these materials were functionalized selectively with ethynylated organic moieties through a copper-catalysed azide alkyne cycloaddition or click reaction. One of those immobilizations involved the iron(III) porphyrin (FeTPP)Cl via click reaction with ethynyl- H_2TPP . Heterogeneous iron(III) porphyrin catalysed carbene insertion into a N-H bond was studied using piperidine and ethyl diazoacetate (EDA) as benchmark reaction, affording high yields after 2 h of reaction [95]. The N-H insertion procedures applied to amines were used for the synthesis of amino acids.

$\text{Ir}(\text{TTP})\text{CH}_3$ also catalyses the N-H insertion reactions between EDA or MPDA and aryl, aliphatic, primary, and secondary amines. The products are substituted glycine esters. With arylamines obtained yields were above 80% or higher but for reaching such values it was necessary to avoid the slow addition of the diazo derivative. Aliphatic amines also provided good product yields, still in some cases higher catalyst loadings and slow amine addition were required. Both single and double insertion compounds were obtained from primary amines and EDA; however, by choosing the adequate stoichiometric ratio and reaction temperature, each single or double insertion product could be selectively obtained. The insertion of 1 equiv. of EDA and 1 equiv. of MPDA into primary amines gave rise to trisubstituted amines like $\text{RN}(\text{CH}_2\text{CO}_2\text{Et})(\text{CHPhCO}_2\text{Me})$ were produced. According to Woo and co-workers, the $\text{Ir}(\text{TTP})\text{CH}_3$ catalyses N-H insertion reactions; mechanistic studies support a stepwise mechanism involving a metal-ylide intermediate, formed by the nucleophilic attack of the amine onto the intermediate carbene complex [96,97]. According to Shaik and co-workers, also the iron(III) porphyrin carbene's N-H insertion reactions follow a nucleophilic attack pathway, forming an ylide as intermediate [98].

Furthermore, Hu and co-workers were able to trap this metal-ylide intermediate with suitable electrophiles for developing a three-component reaction, thus providing further evidence for the existence of an ylide intermediate in iron porphyrin catalysed N-H insertion processes, along with the synthesis of β -hydroxy- α -amino esters starting from ethyl diazoacetate and aliphatic amines (Scheme 35) [99].

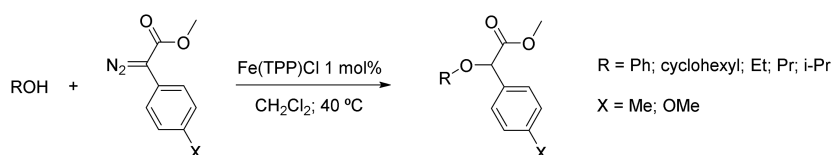


Scheme 35. Iron(III) porphyrin catalysed three-component reaction.

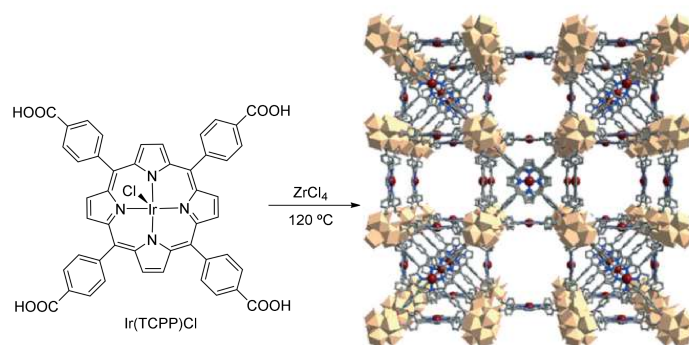
6. Carbene Insertion into O-H

Fe(TPP)Cl efficiently catalysed the insertion of carbenes derived from methyl 2-phenyldiazoacetates (MPDAs) into O-H bonds of aliphatic and aromatic alcohols, affording products in good yields such as 56% for propan-2-ol, 64% for ethanol, 83% for phenol, and 88% for cyclohexanol. Nevertheless, when EDA was tested as the carbene source for O-H insertion reactions using Fe(TPP)Cl as catalyst, only maleates and fumarates were formed. This is in contrast to equivalent N-H insertions where EDA showed to be an excellent carbene source. The O-H insertion reactions required heating in refluxing CH_2Cl_2 for about 8 h using 1 mol% of the Fe(TPP)Cl catalyst (Scheme 36) [90].

An iridium(III) porphyrin was embedded into a porous zirconium metal-organic framework [IrPMOF(Zr)] that was synthesized by self-assembly of an iridium(III) porphyrin tetracarboxylic ligand Ir(TCPP)Cl [TCPP = tetrakis(4-carboxyphenyl)porphyrin] with ZrCl_4 in the presence of benzoic acid (Scheme 37). This heterogeneous catalyst was used to promote carbene transfer into O-H bonds of alcohols and phenols with EDA at ambient temperature. The product yields obtained after 10 min of reaction range from 56% for phenol to 94% for propan-2-ol, with a turnover frequency (TOF) up to 4260 h^{-1} determined for propan-2-ol. This IrPMOF(Zr) catalyst could be recycled and reused for 10 cycles without significant loss of catalytic activity [100].



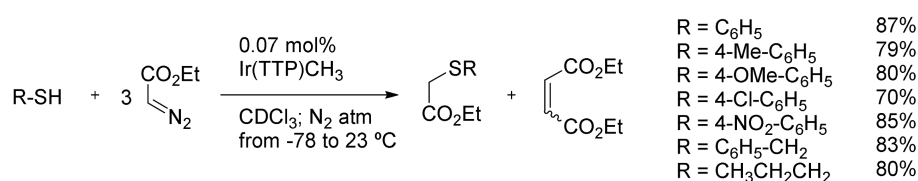
Scheme 36. Insertion of carbenes derived from methyl 2-phenyldiazoacetates into O-H bonds catalysed by Fe(TPP)Cl.



Scheme 37. IrPMOF(Zr) synthesis by self-assembly of Ir(TCPP)Cl with ZrCl_4 . Adapted from Ref. [100] with permission of The Royal Society of Chemistry.

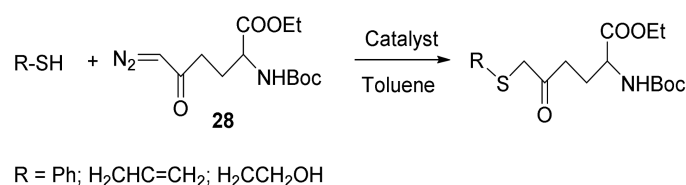
7. Carbene Insertion into S-H

The insertion of carbenes derived from diazo esters into the S-H bonds of aromatic and aliphatic thiols was catalysed by (5,10,15,20-tetratolylporphyrinato)methyliridium(III), Ir(TTP)CH₃, at low reaction temperatures. Ethyl diazoacetate (EDA), methyl diazoacetate (MDA), methyl phenyldiazoacetate (MPDA), and methyl (*p*-tolyl)-diazoacetate (MTDA) were used and the yields of the resulting thioethers were as high as 97% for aromatic thiols, with catalyst loadings as low as 0.07 mol%. When a CDCl₃ solution of benzenethiol was treated with EDA in the presence of a catalytic amount of Ir(TTP)CH₃, the carbene fragment from EDA readily inserted into the S-H bond to generate ethyl 2-(phenylthio)acetate in 87% yield within 15 min. The only observed by-products were diethyl maleate and diethyl fumarate, resulting from carbene dimerization (Scheme 38) [101].



Scheme 38. Reaction of EDA with aromatic and aliphatic thiols catalysed by Ir(TTP)CH₃ [101].

The treatment of thiophenol with *N*-*tert*-butoxycarbonyl-6-diazo-5-oxo-L-norleucine (DON) ethyl ester (**28**), catalysed by Ru(TPP)(CO) and Fe(TPP)Cl, gave insertion of the diazo derivative into the S-H bond with 85% and 51% yield, respectively (Scheme 39). To fully evaluate the reactivity of this diazoketone, a study involving the competition between the cyclopropanation of olefins and the insertion reaction catalysed by Ru(TPP)(CO) or Fe(TPP)Cl, was also undertaken. Only the S-H insertion compound was observed when allyl thiol was the substrate with 87% and 58% yield, respectively. Also in order to completely understand the catalytic abilities of Ru(TPP)(CO) or Fe(TPP)Cl, another study about the possible competition between the S-H and O-H insertions was also undertaken. Only S-H insertion took place for 2-mercaptoethanol [56].



Scheme 39. Reaction of the protected DON (**28**) with thiols catalysed by Ru(TPP)(CO) or Fe(TPP)Cl.

8. Carbene Insertion into Si-H

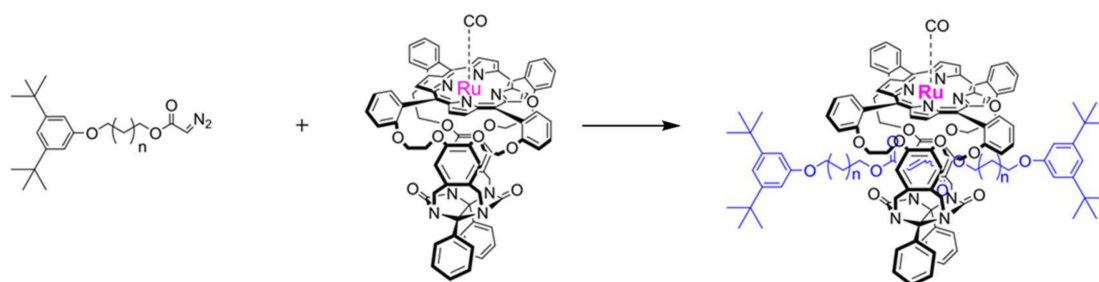
Che and co-workers observed also that the chiral metalloporphyrin Ir(Halt)Me(L) (Figure 7) is able to enantioselective Si-H bond insertion with Et₃SiH at −80 °C for 24 h in CH₂Cl₂, affording product yields from 75 to 91% and 75–91% *ee*. The authors also reported that the insertion of α -aryl- α -diazooesters into PhMe₂SiH in the presence of the Ir(III) porphyrin complex Ir(Halt)Me(L) proceeded with good yields (75–92%) and enantioselectivities (72–91%) [83].

The iridium(III) porphyrin Ir(TCPP)Cl was embedded into a porous hafnium metal-organic framework [IrPMOF(Hf)] that was synthesized by reacting the iridium(III) porphyrin tetracarboxylic ligand with HfCl₄. The porous [IrPMOF(Hf)] can promote the selective carbenoid insertion reactions into Si-H bonds with EDA under heterogeneous conditions. An inverted reactivity and selectivity order of Si-H insertion reactions (primary > secondary > tertiary), which is unattainable by conventional metal catalysts, is achieved, and the MOF catalyst is easily separated and recycled, with the yield after 10 runs being similar to that of the first run [102].

9. Alkene Formation Reactions

9.1. Coupling of Diazo Compounds

Nolte and co-workers [103] have demonstrated that a ruthenium porphyrin functionalized with a cavity based on diphenylglycoluril can serve as a carbene transfer reaction catalyst for the dimerization of α -diazoesters inside its cavity. When these α -diazoesters contain bulky blocking groups, rotaxanes are formed (Scheme 40).



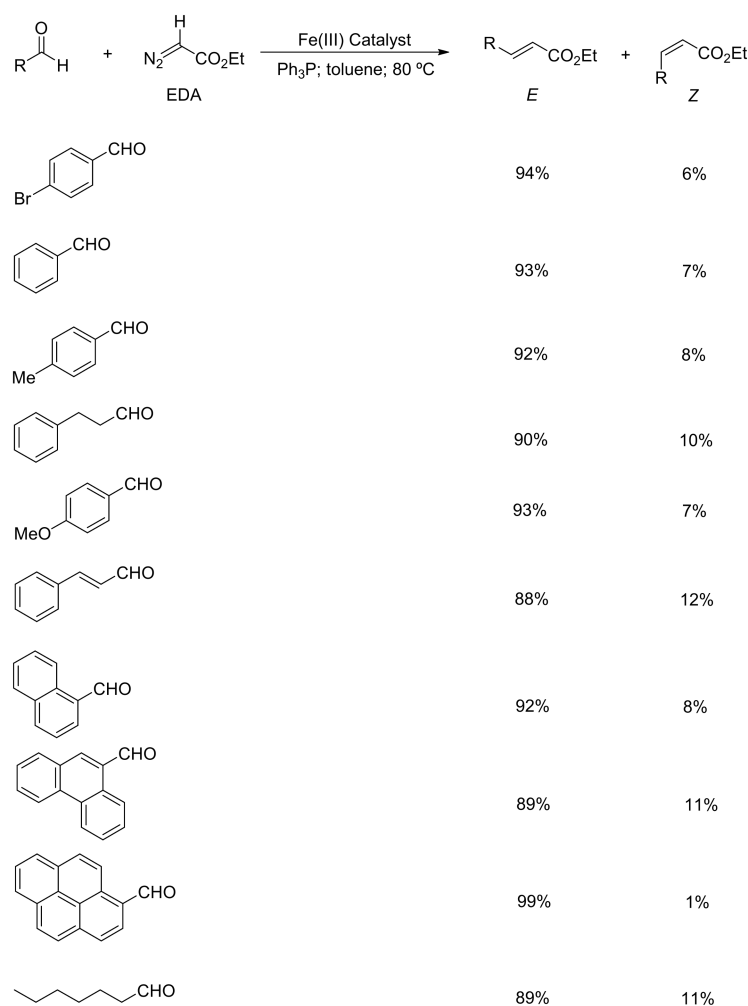
Scheme 40. Synthesis of rotaxanes from α -diazoesters. Adapted from reference [103] with permission of Elsevier.

A short alkyl spacer (C-3) between the α -diazoester moiety and the blocking group yields a rotaxane with a linear thread composed of two carbene moieties. When a longer spacer (C-6) is used, additional reactions of the α -diazoester with the product rotaxane give higher molecular mass products, in which up to 4 extra carbenes are incorporated into the initially formed rotaxane thread. NMR and MS studies indicated that these reactions involved C=C and C-H insertions. The fact that the rotaxane with short C-3 alkyl spacers is inert towards such insertion reactions is attributed to the restricted access of additional α -diazoesters to its cavity, due to the close proximity of the bulky 3,5-di-*tert*-butylphenyl blocking groups [103].

9.2. Olefination of Carbonyl Compounds

As referred above, Huang and co-workers [94] were able to prepare microporous organic nanotube networks incorporating Fe(TPP)Cl, materials that were employed as heterogeneous catalysts also in the olefination of aldehydes with EDA, displaying good catalytic performance and reusability (up to 7 cycles for 4-bromobenzaldehyde, decreasing to 71% in the last run), since nearly no iron leaching occurred during the course of the reactions. The presence of electron-withdrawing groups increases the reactivity with shorter reaction times (Scheme 41).

On the contrary, the less reactive electron-rich benzaldehydes could be quantitatively olefinated but in longer reaction times. For example, 4-methoxybenzaldehyde was the least reactive and the reaction could be completed only after a prolonged reaction time (6 h). This Fe(TPP)Cl heterogeneous catalyst is also suitable for non-aromatic aldehydes such as α,β -unsaturated and aliphatic aldehydes. Some aromatic aldehydes with their various molecular sizes were also studied; the results have shown that when the molecular size rises, the reaction times are longer and the yields of olefination are lower. This was attributed to a possible obstruction resulting from the bigger molecular sizes that hamper molecules' diffusion and accessibility to the active sites of the catalysts' microporous organic nanotube network (Scheme 41) [94].



Scheme 41. Heterogeneous catalytic olefination of aldehydes catalysed by Fe(TPP)Cl microporous organic nanotube networks.

10. Conclusions

The present review highlights the most recent developments concerning synthetic metalloporphyrin-catalysed carbene transfer reactions and their significance in organic synthesis. The biomimetic catalytic activity demonstrated by synthetic metalloporphyrins was recognized decades ago for several important transformations, and carbene transfer reactions represent one of the most fascinating fields where metalloporphyrins are active as catalysts. Accordingly, this review encompasses key organic transformation reactions catalysed by metalloporphyrins, such as cyclopropanation, cyclopropanation, carbene C-H, N-H, O-H, S-H, and Si-H insertion, ending with olefination of carbonyl compounds. All topics were exhaustively explored in the literature since the year 2010.

Acknowledgments: Thanks are due to the Portuguese Science and Technology Foundation (FCT), the European Union, QREN, FEDER and COMPETE for funding the research unit QOPNA (FCT UID/QUI/00062/2013). A.T.P.C.G. thanks FCT for her post-doctoral fellowship (SFRH/BPD/79521/2011). D.T.G.G. and M.F.C.C. thanks to FAPERJ for their post-doctoral fellowship. L.d.S.M.F. thanks to Coordenação de Aperfeiçoamento de Pessoal de Nível Superior (CAPES) for her post-doctoral fellowship. V.F.F. and F.d.C.d.S. thank Fundação de Amparo à Pesquisa do Estado do Rio de Janeiro (FAPERJ) and Conselho Nacional de Desenvolvimento Científico e Tecnológico (CNPq) for their research grants.

Author Contributions: M.M.Q.S. have been engaged in writing the initial and final manuscript versions, M.F.C.C., D.T.G.G., L.d.S.M.F., A.T.P.C.G. and F.d.C.d.S. have made the adequate literature search, V.F.F., M.G.P.M.S.N., and J.A.S.C. have been involved in developing the idea of the review and contributing with suggestions to the final version of the manuscript.

Conflicts of Interest: The authors declare no conflict of interest.

References

1. International Union of Pure and Applied Chemistry (IUPAC). *Compendium of Chemical Terminology*, 2nd ed.; The “Gold Book”; Blackwell Scientific Publications: Oxford, UK, 2014. Available online: <https://goldbook.iupac.org/html/C/C00806.html> (accessed on 29 March 2018).
2. Chakraborty, J.; Nath, I.; Verpoort, F. Snapshots of encapsulated porphyrins and heme enzymes in metal-organic materials: A prevailing paradigm of heme mimicry. *Coord. Chem. Rev.* **2016**, *326*, 135–163. [[CrossRef](#)]
3. Key, H.M.; Dydio, P.; Liu, Z.; Rha, J.Y.-E.; Nazarenko, A.; Seyedkazemi, V.; Clark, D.S.; Hartwig, J.F. Beyond Iron: Iridium-Containing P450 Enzymes for Selective Cyclopropanations of Structurally Diverse Alkenes. *ACS Cent. Sci.* **2017**, *3*, 302–308. [[CrossRef](#)] [[PubMed](#)]
4. Dydio, P.; Key, H.M.; Nazarenko, A.; Rha, J.Y.-E.; Seyedkazemi, V.; Clark, D.S.; Hartwig, J.F. An artificial metalloenzyme with the kinetics of native enzymes. *Science* **2016**, *354*, 102–106. [[CrossRef](#)] [[PubMed](#)]
5. Gober, J.G.; Rydeen, A.E.; Gibson-O’Grady, E.J.; Leuthaeuser, J.B.; Fetrow, J.S.; Brustad, E.M. Mutating a Highly Conserved Residue in Diverse Cytochrome P450s Facilitates Diastereoselective Olefin Cyclopropanation. *ChemBioChem* **2016**, *17*, 394–397. [[CrossRef](#)] [[PubMed](#)]
6. Renata, H.; Lewis, R.D.; Sweredoski, M.J.; Moradian, A.; Hess, S.; Wang, Z.J.; Arnold, F.H. Identification of Mechanism-Based Inactivation in P450-Catalyzed Cyclopropanation Facilitates Engineering of Improved Enzymes. *J. Am. Chem. Soc.* **2016**, *138*, 12527–12533. [[CrossRef](#)] [[PubMed](#)]
7. Hyster, T.K.; Arnold, F.H. P450BM3-axial mutations: A gateway to non-natural reactivity. *Isr. J. Chem.* **2015**, *55*, 14–20. [[CrossRef](#)]
8. Wang, Z.J.; Peck, N.E.; Renata, H.; Arnold, F.H. Cytochrome P450-catalyzed insertion of carbenoids into N-H bonds. *Chem. Sci.* **2014**, *5*, 598–601. [[CrossRef](#)] [[PubMed](#)]
9. Coelho, P.S.; Brustad, E.M.; Kannan, A.; Arnold, F.H. Olefin Cyclopropanation via Carbene Transfer Catalyzed by Engineered Cytochrome P450 Enzymes. *Science* **2013**, *339*, 307–310. [[CrossRef](#)] [[PubMed](#)]
10. Roiban, G.-D.; Reetz, M.T. Enzyme Promiscuity: Using a P450 Enzyme as a Carbene Transfer Catalyst. *Angew. Chem. Int. Ed.* **2013**, *52*, 5439–5440. [[CrossRef](#)] [[PubMed](#)]
11. Armstrong, G.; Davey, S.; Johnson, R.; Pichon, A. Promiscuous by nature. *Nat. Chem.* **2013**, *5*, 151.
12. Narayan, A.R.H.; Sherman, D.H. Re-Engineering Nature’s Catalysts. *Science* **2013**, *339*, 283–284. [[CrossRef](#)] [[PubMed](#)]
13. Coelho, P.S.; Wang, Z.J.; Ener, M.E.; Baril, S.A.; Kannan, A.; Arnold, F.H.; Brustad, E.M. A serine-substituted P450 catalyzes highly efficient carbene transfer to olefins in vivo. *Nat. Chem. Biol.* **2013**, *9*, 485–487. [[CrossRef](#)] [[PubMed](#)]
14. Key, H.M.; Dydio, P.; Clark, D.S.; Hartwig, J.F. Abiological catalysis by artificial haem proteins containing noble metals in place of iron. *Nature* **2016**, *534*, 534–537. [[CrossRef](#)] [[PubMed](#)]
15. Sreenilayam, G.; Fasan, R. Myoglobin-catalyzed intermolecular carbene N-H insertion with arylamine substrates. *Chem. Commun.* **2015**, *51*, 1532–1534. [[CrossRef](#)] [[PubMed](#)]
16. Bordeaux, M.; Tyagi, V.; Fasan, R. Highly Diastereoselective and Enantioselective Olefin Cyclopropanation Using Engineered Myoglobin-Based Catalysts. *Angew. Chem. Int. Ed.* **2015**, *54*, 1744–1748. [[CrossRef](#)] [[PubMed](#)]
17. Tyagi, V.; Bonn, R.B.; Fasan, R. Intermolecular carbene S-H insertion catalysed by engineered myoglobin-based catalysts. *Chem. Sci.* **2015**, *6*, 2488–2494. [[CrossRef](#)] [[PubMed](#)]
18. Bajaj, P.; Sreenilayam, G.; Tyagi, V.; Fasan, R. Gram-Scale Synthesis of Chiral Cyclopropane-Containing Drugs and Drug Precursors with Engineered Myoglobin Catalysts Featuring Complementary Stereoselectivity. *Angew. Chem. Int. Ed.* **2016**, *55*, 16110–16114. [[CrossRef](#)] [[PubMed](#)]
19. Tyagi, V.; Fasan, R. Myoglobin-Catalyzed Olefination of Aldehydes. *Angew. Chem. Int. Ed.* **2016**, *55*, 2512–2516. [[CrossRef](#)] [[PubMed](#)]
20. Sreenilayam, G.; Moore, E.J.; Steck, V.; Fasan, R. Metal Substitution Modulates the Reactivity and Extends the Reaction Scope of Myoglobin Carbene Transfer Catalysts. *Adv. Synth. Catal.* **2017**, *359*, 2076–2089. [[CrossRef](#)]

21. Tinoco, A.; Steck, V.; Tyagi, V.; Fasan, R. Highly Diastereo- and Enantioselective Synthesis of TrifluoromethylSubstituted Cyclopropanes via Myoglobin-Catalyzed Transfer of Trifluoromethylcarbene. *J. Am. Chem. Soc.* **2017**, *139*, 5293–5296. [[CrossRef](#)] [[PubMed](#)]
22. Sreenilayam, G.; Moore, E.J.; Steck, V.; Fasan, R. Stereoselective Olefin Cyclopropanation under Aerobic Conditions with an Artificial Enzyme Incorporating an Iron-Chlorin e6 Cofactor. *ACS Catal.* **2017**, *7*, 7629–7633. [[CrossRef](#)] [[PubMed](#)]
23. Xu, X.; Li, C.; Tao, Z.; Pan, Y. Hemin-Catalyzed, Cyclodextrin-Assisted Insertion of Carbenoids into N-H Bonds. *Adv. Synth. Catal.* **2015**, *357*, 3341–3345. [[CrossRef](#)]
24. Xu, X.; Li, C.; Xiong, M.; Tao, Z.; Pan, Y. Hemin-catalyzed sulfonium ylide formation and subsequently reactant-controlled chemoselective rearrangements. *Chem. Commun.* **2017**, *53*, 6219–6222. [[CrossRef](#)] [[PubMed](#)]
25. Wolf, M.W.; Vargas, D.A.; Lehnert, N. Engineering of RuMb: Toward a Green Catalyst for Carbene Insertion Reactions. *Inorg. Chem.* **2017**, *56*, 5623–5635. [[CrossRef](#)] [[PubMed](#)]
26. Oohora, K.; Meichin, H.; Zhao, L.; Wolf, M.W.; Nakayama, A.; Hasegawa, J.; Lehnert, N.; Hayashi, T. Catalytic Cyclopropanation by Myoglobin Reconstituted with Iron Porphycene: Acceleration of Catalysis due to Rapid Formation of the Carbene Species. *J. Am. Chem. Soc.* **2017**, *139*, 17265–17268. [[CrossRef](#)] [[PubMed](#)]
27. Weissenborn, M.J.; Löw, S.A.; Borlinghaus, N.; Kuhn, M.; Kummer, S.; Rami, F.; Plietker, B.; Hauer, B. Enzyme-Catalyzed Carbonyl Olefination by the *E. coli* Protein YfeX in the Absence of Phosphines. *ChemCatChem* **2016**, *8*, 1636–1640. [[CrossRef](#)]
28. Rybicka-Jasinska, K.; Ciszewska, L.W.; Gryko, D.T.; Gryko, D. C-C bond forming reactions catalyzed by chiral metalloporphyrins. *J. Porphyr. Phthalocyanines* **2016**, *20*, 76–95. [[CrossRef](#)]
29. Intrieri, D.; Carminati, D.M.; Gallo, E. The Ligand Influence in Stereoselective Carbene Transfer Reactions Promoted by Chiral Metal Porphyrin Catalysts. *Dalton Trans.* **2016**, *45*, 15746–15761. [[CrossRef](#)] [[PubMed](#)]
30. Ford, A.; Miel, H.; Ring, A.; Slattery, C.N.; Maguire, A.R.; McKervey, M.A. Modern Organic Synthesis with α -Diazocarbonyl Compounds. *Chem. Rev.* **2015**, *115*, 9981–10080. [[CrossRef](#)] [[PubMed](#)]
31. Zhu, S.; Zhou, Q. Iron-catalyzed transformations of diazo compounds. *Natl. Sci. Rev.* **2014**, *1*, 580–603. [[CrossRef](#)]
32. Intrieri, D.; Caselli, A.; Gallo, E. Cyclopropanation Reactions Mediated by Group 9 Metal Porphyrin Complexes. *Eur. J. Inorg. Chem.* **2011**, 5071–5081. [[CrossRef](#)]
33. Che, C.-M.; Lo, V.K.-Y.; Zhou, C.-Y.; Huang, J.-S. Selective functionalisation of saturated C-H bonds with metalloporphyrin catalysts. *Chem. Soc. Rev.* **2011**, *40*, 1950–1975. [[CrossRef](#)] [[PubMed](#)]
34. Lu, H.; Zhang, X.P. Catalytic C-H functionalization by metalloporphyrins: Recent developments and future directions. *Chem. Soc. Rev.* **2011**, *40*, 1899–1909. [[CrossRef](#)] [[PubMed](#)]
35. Che, C.-M.; Zhou, C.; Wong, E.L. Catalysis by Fe = X Complexes (X = NR, CR₂). *Top. Organomet. Chem.* **2011**, *33*, 111–138.
36. Zhou, C.-Y.; Huang, J.-S.; Che, C.-M. Ruthenium-Porphyrin-Catalyzed Carbenoid Transfer Reactions. *Synlett* **2010**, *18*, 2681–2700.
37. Simonneaux, G. Optically active ruthenium porphyrins: Chiral recognition and asymmetric catalysis. *Coord. Chem. Rev.* **2002**, *228*, 43–60. [[CrossRef](#)]
38. Che, C.-M.; Huang, J.-S. Ruthenium and osmium porphyrin carbene complexes: Synthesis, structure, and connection to the metal-mediated cyclopropanation of alkenes. *Coord. Chem. Rev.* **2002**, *231*, 151–164. [[CrossRef](#)]
39. Reissig, H.-U.; Zimmer, R. Donor-Acceptor-Substituted Cyclopropane Derivatives and Their Application in Organic Synthesis. *Chem. Rev.* **2003**, *103*, 1151–1196. [[CrossRef](#)] [[PubMed](#)]
40. Gnad, F.; Reiser, O. Synthesis and Applications of β -Aminocarboxylic Acids Containing a Cyclopropane Ring. *Chem. Rev.* **2003**, *103*, 1603–1624. [[CrossRef](#)] [[PubMed](#)]
41. Lebel, H.; Marcoux, J.-F.; Molinaro, C.; Charette, A.B. Stereoselective Cyclopropanation Reactions. *Chem. Rev.* **2003**, *103*, 977–1050. [[CrossRef](#)] [[PubMed](#)]
42. Pellissier, H. Recent developments in asymmetric cyclopropanation. *Tetrahedron* **2008**, *64*, 7041–7095. [[CrossRef](#)]
43. Nicolas, E.; Le Maux, P.; Simonneaux, G. Asymmetric catalytic cyclopropanation reactions in water. *Coord. Chem. Rev.* **2008**, *252*, 727–735. [[CrossRef](#)]

44. Caballero, A.; Prieto, A.; Díaz-Requejo, M.M.; Pérez, P.J. Metal-Catalyzed Olefin Cyclopropanation with Ethyl Diazoacetate: Control of the Diastereoselectivity. *Eur. J. Inorg. Chem.* **2009**, *2009*, 1137–1144. [[CrossRef](#)]
45. Ebner, C.; Carreira, E.M. Cyclopropanation Strategies in Recent Total Syntheses. *Chem. Rev.* **2017**, *117*, 11651–11679. [[CrossRef](#)] [[PubMed](#)]
46. Maas, G. Ruthenium-catalyzed carbenoid cyclopropanation reactions with diazo compounds. *Chem. Soc. Rev.* **2004**, *33*, 183–190. [[CrossRef](#)] [[PubMed](#)]
47. Raoul, N.; Gallo, E.; Rose, E. Synthesis of chiral ruthenium and cobalt (*meso*-2-amidophenyl)porphyrins and their catalytic activity in cyclopropanation reactions. *J. Porphyr. Phthalocyanines* **2011**, *15*, 602–611. [[CrossRef](#)]
48. Intrieri, D.; Le Gac, S.; Caselli, A.; Rose, E.; Boitrel, B.; Gallo, E. Highly diastereoselective cyclopropanation of α -methylstyrene catalyzed by a C₂-symmetrical chiral iron porphyrin complex. *Chem. Commun.* **2014**, *50*, 1811–1813. [[CrossRef](#)] [[PubMed](#)]
49. Carminati, D.M.; Intrieri, D.; Caselli, A.; Le Gac, S.; Boitrel, B.; Toma, L.; Legnani, L.; Gallo, E. Designing ‘Totem’ C₂-Symmetrical Iron Porphyrin Catalysts for Stereoselective Cyclopropanations. *Chem. Eur. J.* **2016**, *22*, 13599–13612. [[CrossRef](#)] [[PubMed](#)]
50. Carminati, D.M.; Intrieri, D.; Le Gac, S.; Roisnel, T.; Boitrel, B.; Toma, L.; Legnani, L.; Gallo, E. Synthesis, characterisation and catalytic use of iron porphyrin amino ester conjugates. *New J. Chem.* **2017**, *41*, 5950–5959. [[CrossRef](#)]
51. Wang, Y.; Wen, X.; Cui, X.; Wojtas, L.; Zhang, X.P. Asymmetric Radical Cyclopropanation of Alkenes with In Situ Generated Donor-Substituted Diazo Reagents via Co(II)-Based Metalloradical Catalysis. *J. Am. Chem. Soc.* **2017**, *139*, 1049–1052. [[CrossRef](#)] [[PubMed](#)]
52. Zhu, S.; Xu, X.; Perman, J.A.; Zhang, X.P. A General and Efficient Cobalt(II)-Based Catalytic System for Highly Stereoselective Cyclopropanation of Alkenes with α -Cyanodiazoacetates. *J. Am. Chem. Soc.* **2010**, *132*, 12796–12799. [[CrossRef](#)] [[PubMed](#)]
53. Dzik, W.I.; Xu, X.; Zhang, X.P.; Reek, J.N.H.; de Bruin, B. ‘Carbene Radicals’ in CoII(por)-Catalyzed Olefin Cyclopropanation. *J. Am. Chem. Soc.* **2010**, *132*, 10891–10902. [[CrossRef](#)] [[PubMed](#)]
54. Xu, X.; Zhu, S.; Cui, X.; Wojtas, L.; Zhang, X.P. Cobalt(II)-Catalyzed Asymmetric Olefin Cyclopropanation with α -Ketodiazoacetates. *Angew. Chem. Int. Ed.* **2013**, *52*, 11857–11861. [[CrossRef](#)] [[PubMed](#)]
55. Berkessel, A.; Ertürk, E.; Neudörfl, J.M. Asymmetric cyclopropanation of olefins catalyzed by a chiral cobalt(II) porphyrin. *Org. Commun.* **2017**, *10*, 79–89. [[CrossRef](#)]
56. Le Maux, P.; Nicolas, I.; Chevance, S.; Simonneaux, G. Chemical reactivity of 6-diazo-5-oxo-L-norleucine (DON) catalyzed by metalloporphyrins (Fe, Ru). *Tetrahedron* **2010**, *66*, 4462–4468. [[CrossRef](#)]
57. Otte, M.; Kuijpers, P.F.; Troeppner, O.; Ivanovic-Burmazovic, I.; Reek, J.N.H.; de Bruin, B. Encapsulation of Metalloporphyrins in a Self-Assembled Cubic M₈L₆ Cage: A New Molecular Flask for Cobalt-Porphyrin-Catalyzed Radical-Type Reactions. *Chem. Eur. J.* **2013**, *19*, 10170–10178. [[CrossRef](#)] [[PubMed](#)]
58. Otte, M.; Kuijpers, P.F.; Troeppner, O.; Ivanovic-Burmazovic, I.; Reek, J.N.H.; de Bruin, B. Encapsulated Cobalt-Porphyrin as a Catalyst for Size-Selective Radical-type Cyclopropanation Reactions. *Chem. Eur. J.* **2014**, *20*, 4880–4884. [[CrossRef](#)] [[PubMed](#)]
59. Ciammaichella, A.; Cardoni, V.; Leoni, A.; Tagliatesta, P. Rhodium Porphyrin Bound to a Merrifield Resin as Heterogeneous Catalyst for the Cyclopropanation Reaction of Olefins. *Molecules* **2016**, *21*, 278. [[CrossRef](#)] [[PubMed](#)]
60. Oelerich, J.; Roelfes, G. DNA-based asymmetric organometallic catalysis in water. *Chem. Sci.* **2013**, *4*, 2013–2017. [[CrossRef](#)]
61. Rioz-Martínez, A.; Oelerich, J.; Ségaud, N.; Roelfes, G. DNA-Accelerated Catalysis of Carbene-Transfer Reactions by a DNA/Cationic Iron Porphyrin Hybrid. *Angew. Chem. Int. Ed.* **2016**, *55*, 14136–14140. [[CrossRef](#)] [[PubMed](#)]
62. Wallace, S.; Balskus, E.P. Interfacing Microbial Styrene Production with a Biocompatible Cyclopropanation Reaction. *Angew. Chem. Int. Ed.* **2015**, *54*, 7106–7109. [[CrossRef](#)] [[PubMed](#)]
63. Gharaati, S.; Moghadam, M.; Tangestaninejad, S.; Mirkhani, V.; Mohammadpoor-Baltork, I.; Barati, B.; Sadegh, F. High-valent tin(IV) porphyrins: Efficient and selective catalysts for cyclopropanation of styrene derivatives with EDA under mild conditions. *J. Organomet. Chem.* **2013**, *741–742*, 78–82. [[CrossRef](#)]
64. Anding, B.J.; Ellern, A.; Woo, L.K. Olefin Cyclopropanation Catalyzed by Iridium(III) Porphyrin Complexes. *Organometallics* **2012**, *31*, 3628–3635. [[CrossRef](#)]

65. Vins, P.; de Cózar, A.; Rivilla, I.; Nováková, K.; Zangi, R.; Cvacka, J.; Arrastia, I.; Arrieta, A.; Drasar, P.; Miranda, J.I.; Cossío, F.P. Cyclopropanation reactions catalyzed by dendrimers possessing one metalloporphyrin active site at the core: Linear and sigmoidal kinetic behaviour for different dendrimer generations. *Tetrahedron* **2016**, *72*, 1120–1131. [[CrossRef](#)]
66. Morandi, B.; Carreira, E.M. Iron-Catalyzed Cyclopropanation in 6 M KOH with in Situ Generation of Diazomethane. *Science* **2012**, *335*, 1471–1474. [[CrossRef](#)] [[PubMed](#)]
67. Morandi, B.; Carreira, E.M. Iron-Catalyzed Cyclopropanation with Trifluoroethylamine Hydrochloride and Olefins in Aqueous Media: In Situ Generation of Trifluoromethyl Diazomethane. *Angew. Chem. Int. Ed.* **2010**, *49*, 938–941. [[CrossRef](#)] [[PubMed](#)]
68. Morandi, B.; Dolva, A.; Carreira, E.M. Iron-Catalyzed Cyclopropanation with Glycine Ethyl Ester Hydrochloride in Water. *Org. Lett.* **2012**, *14*, 2162–2163. [[CrossRef](#)] [[PubMed](#)]
69. Kaschel, J.; Schneider, T.F.; Werz, D.B. One Pot, Two Phases: Iron-Catalyzed Cyclopropanation with In Situ Generated Diazomethane. *Angew. Chem. Int. Ed.* **2012**, *51*, 7085–7086. [[CrossRef](#)] [[PubMed](#)]
70. Duan, Y.; Lin, J.-H.; Xiao, J.-C.; Gu, Y.-C. A Trifluoromethylcarbene Source. *Org. Lett.* **2016**, *18*, 2471–2474. [[CrossRef](#)] [[PubMed](#)]
71. Zhu, S.; Cui, X.; Zhang, X.P. Ligand Effect on Cobalt(II)-Catalyzed Asymmetric Cyclopropanation with Diazosulfones Approaching High Stereoselectivity through Modular Design of D₂-Symmetric Chiral Porphyrins. *Eur. J. Inorg. Chem.* **2012**, *2012*, 430–434. [[CrossRef](#)]
72. Xu, X.; Lu, H.; Ruppel, J.V.; Cui, X.; Lopez de Mesa, S.; Wojtas, L.; Zhang, X.P. Highly Asymmetric Intramolecular Cyclopropanation of Acceptor-Substituted Diazoacetates by Co(II)-Based Metalloradical Catalysis: Iterative Approach for Development of New-Generation Catalysts. *J. Am. Chem. Soc.* **2011**, *133*, 15292–15295. [[CrossRef](#)] [[PubMed](#)]
73. Ruppel, J.V.; Cui, X.; Xua, X.; Zhang, X.P. Stereoselective intramolecular cyclopropanation of α -diazoacetates via Co(II)-based metalloradical catalysis. *Org. Chem. Front.* **2014**, *1*, 515–520. [[CrossRef](#)] [[PubMed](#)]
74. Reddy, A.R.; Hao, F.; Wu, K.; Zhou, C.-Y.; Che, C.-M. Cobalt(II) Porphyrin-Catalyzed Intramolecular Cyclopropanation of *N*-Alkyl Indoles/Pyrroles with Alkylcarbene: Efficient Synthesis of Polycyclic *N*-Heterocycles. *Angew. Chem. Int. Ed.* **2016**, *55*, 1810–1815. [[CrossRef](#)] [[PubMed](#)]
75. Wang, H.; Zhou, C.-Y.; Che, C.-M. Cobalt-Porphyrin-Catalyzed Intramolecular Buchner Reaction and Arene Cyclopropanation of In Situ Generated Alkyl Diazomethanes. *Adv. Synth. Catal.* **2017**, *359*, 2253–2258. [[CrossRef](#)]
76. Gorin, C.F.; Beh, E.S.; Bui, Q.M.; Dick, G.R.; Kanan, M.W. Interfacial Electric Field Effects on a Carbene Reaction Catalyzed by Rh Porphyrins. *J. Am. Chem. Soc.* **2013**, *135*, 11257–11265. [[CrossRef](#)] [[PubMed](#)]
77. Beh, E.S.; Basun, S.A.; Feng, X.; Idehenre, I.U.; Evans, D.R.; Kanan, M.W. Molecular catalysis at polarized interfaces created by ferroelectric BaTiO₃. *Chem. Sci.* **2017**, *8*, 2790–2794. [[CrossRef](#)] [[PubMed](#)]
78. Ho, C.-M.; Zhang, J.-L.; Zhou, C.-Y.; Chan, O.-Y.; Yan, J.J.; Zhang, F.-Y.; Huang, J.-S.; Che, C.-M. A Water-Soluble Ruthenium Glycosylated Porphyrin Catalyst for Carbenoid Transfer Reactions in Aqueous Media with Applications in Bioconjugation Reactions. *J. Am. Chem. Soc.* **2010**, *132*, 1886–1894. [[CrossRef](#)] [[PubMed](#)]
79. Schafer, A.G.; Blakey, S.B. Ir-Catalyzed enantioselective group transfer reactions. *Chem. Soc. Rev.* **2015**, *44*, 5969–5980. [[CrossRef](#)] [[PubMed](#)]
80. Cui, X.; Xu, X.; Lu, H.; Zhu, S.; Wojtas, L.; Zhang, X.P. Enantioselective Cyclopropanation of Alkynes with Acceptor/Acceptor-Substituted Diazo Reagents via Co(II)-Based Metalloradical Catalysis. *J. Am. Chem. Soc.* **2011**, *133*, 3304–3307. [[CrossRef](#)] [[PubMed](#)]
81. Wang, B.; Qiu, D.; Zhang, Y.; Wang, J. Recent advances in C(sp³)-H bond functionalization via metal-carbene insertions. *Beilstein J. Org. Chem.* **2016**, *12*, 796–804. [[CrossRef](#)] [[PubMed](#)]
82. Callot, H.J.; Metz, F. Homologation of *n*-alkanes using diazoesters and rhodium(III)porphyrins. Enhanced attack on primary C-H bonds. *Tetrahedron Lett.* **1982**, *23*, 4321–4324. [[CrossRef](#)]
83. Wang, J.-C.; Xu, Z.-J.; Guo, Z.; Deng, Q.-H.; Zhou, C.-Y.; Wan, X.-L.; Che, C.-M. Highly enantioselective intermolecular carbene insertion to C-H and Si-H bonds catalyzed by a chiral iridium(III) complex of a D₄-symmetric Halterman porphyrin ligand. *Chem. Commun.* **2012**, *48*, 4299–4301. [[CrossRef](#)] [[PubMed](#)]

84. Wang, J.-C.; Zhang, Y.; Xu, Z.-J.; Lo, V.K.-Y.; Che, C.-M. Enantioselective Intramolecular Carbene C-H Insertion Catalyzed by a Chiral Iridium(III) Complex of D₄-Symmetric Porphyrin Ligand. *ACS Catal.* **2013**, *3*, 1144–1148. [[CrossRef](#)]
85. Anding, B.J.; Brgoch, J.; Miller, G.J.; Woo, L.K. C-H Insertion Catalyzed by Tetratolylporphyrinato Methyliridium via a Metal-Carbene Intermediate. *Organometallics* **2012**, *31*, 5586–5590. [[CrossRef](#)]
86. López-Sánchez, C.; Álvarez-Corral, M.; Muñoz-Dorado, M.; Rodríguez-García, I. Efficient Intramolecular C-H Insertion Catalyzed by Iridium Porphyrin Complexes. *Synlett* **2012**, *23*, 2469–2472.
87. Lo, V.K.-Y.; Thu, H.-Y.; Chan, Y.-M.; Lam, T.-L.; Yu, W.-Y.; Che, C.-M. Stereoselective Intramolecular Carbene C-H Insertion Catalyzed by Rhodium(III) Porphyrin Complexes. *Synlett* **2012**, *23*, 2753–2757. [[CrossRef](#)]
88. Reddy, A.R.; Zhou, C.; Guo, Z.; Wei, J.; Che, C.-M. Ruthenium-Porphyrin-Catalyzed Diastereoselective Intramolecular Alkyl Carbene Insertion into C-H Bonds of Alkyl Diazomethanes Generated In Situ from *N*-Tosylhydrazones. *Angew. Chem. Int. Ed.* **2014**, *53*, 14175–14180. [[CrossRef](#)] [[PubMed](#)]
89. Cui, X.; Xu, X.; Jin, L.; Wojtas, L.; Zhang, X.P. Stereoselective radical C-H alkylation with acceptor/acceptor-substituted diazo reagents via Co(II)-based metalloradical catalysis. *Chem. Sci.* **2015**, *6*, 1219–1224. [[CrossRef](#)] [[PubMed](#)]
90. Mbuvi, H.M.; Klobukowski, E.R.; Roberts, G.M.; Woo, L.K. O-H insertion and tandem N-H insertion/cyclization reactions using an iron porphyrin as catalyst with diazo compounds as carbene sources. *J. Porphyr. Phthalocyanines* **2010**, *14*, 284–292. [[CrossRef](#)]
91. Srour, H.F.; Le Maux, P.; Chevance, S.; Carrié, D.; Le Yondre, N.; Simonneaux, G. Diazo ester insertion in N-H bonds of amino acid derivatives and insulin catalysed by water-soluble iron and ruthenium porphyrin complexes (FeTSPPCl) as application of carbenoid transfer in aqueous media. *J. Mol. Catal. A: Chem.* **2015**, *407*, 194–203. [[CrossRef](#)]
92. Kang, D.; Ko, J.H.; Choi, J.; Cho, K.; Lee, S.M.; Kim, H.J.; Ko, Y.-J.; Park, K.H.; Son, S.U. Dual role of Cu₂O nanocubes as templates and networking catalysts for hollow and microporous Fe-porphyrin networks. *Chem. Commun.* **2017**, *53*, 2598–2601. [[CrossRef](#)] [[PubMed](#)]
93. Yoo, J.; Park, N.; Park, J.H.; Park, J.H.; Kang, S.; Lee, S.M.; Kim, H.J.; Jo, H.; Park, J.; Son, S.U. Magnetically Separable Microporous Fe–Porphyrin Networks for Catalytic Carbene Insertion into N-H Bonds. *ACS Catal.* **2015**, *5*, 350–355. [[CrossRef](#)]
94. Zhou, M.; Zhang, H.; Xiong, L.; He, Z.; Wang, T.; Xu, Y.; Huang, K. Fe-Porphyrin functionalized microporous organic nanotube networks and their application for the catalytic olefination of aldehydes and carbene insertion into N-H bonds. *Polym. Chem.* **2017**, *8*, 3721–3730. [[CrossRef](#)]
95. Nakazawa, J.; Smith, B.J.; Stack, T.D.P. Discrete Complexes Immobilized onto Click-SBA-15 Silica: Controllable Loadings and the Impact of Surface Coverage on Catalysis. *J. Am. Chem. Soc.* **2012**, *134*, 2750–2759. [[CrossRef](#)] [[PubMed](#)]
96. Anding, B.J.; Woo, L.K. Iridium Porphyrin Catalyzed N-H Insertion Reactions: Scope and Mechanism. *Organometallics* **2013**, *32*, 2599–2607. [[CrossRef](#)]
97. Anding, B.J.; Dairo, T.O.; Woo, L.K. Reactivity Comparison of Primary Aromatic Amines and Thiols in E-H Insertion Reactions with Diazoacetates Catalyzed by Iridium(III) Tetratolylporphyrin. *Organometallics* **2017**, *36*, 1842–1847. [[CrossRef](#)]
98. Sharon, D.A.; Mallick, D.; Wang, B.; Shaik, S. Computation Sheds Insight into Iron Porphyrin Carbenes' Electronic Structure, Formation, and N-H Insertion Reactivity. *J. Am. Chem. Soc.* **2016**, *138*, 9597–9610. [[CrossRef](#)] [[PubMed](#)]
99. Ma, C.; King, D.; Zhai, C.; Che, J.; Liu, S.; Wang, J.; Hu, W. Iron Porphyrin-Catalyzed Three-Component Reaction of Ethyl Diazoacetate with Aliphatic Amines and β,γ -Unsaturated α -Keto Esters. *Org. Lett.* **2013**, *15*, 6140–6143. [[CrossRef](#)] [[PubMed](#)]
100. Cui, H.; Wang, Y.; Wang, Y.; Fan, Y.-Z.; Zhang, L.; Su, C.-Y. A stable and porous iridium(III)-porphyrin metal-organic framework: Synthesis, structure and catalysis. *CrystEngComm* **2016**, *18*, 2203–2209. [[CrossRef](#)]
101. Dairo, T.O.; Woo, L.K. Scope and Mechanism of Iridium Porphyrin-Catalyzed S-H Insertion Reactions between Thiols and Diazo Esters. *Organometallics* **2017**, *36*, 927–934. [[CrossRef](#)]

102. Wang, Y.; Cui, H.; Wei, Z.-W.; Wang, H.-P.; Zhang, L.; Su, C.-Y. Engineering catalytic coordination space in a chemically stable Ir-porphyrin MOF with a confinement effect inverting conventional Si-H insertion chemoselectivity. *Chem. Sci.* **2017**, *8*, 775–780. [[CrossRef](#)] [[PubMed](#)]
103. Van den Boomen, O.I.; Coumans, R.G.E.; Akeroyd, N.; Peters, T.P.J.; Schlebos, P.P.J.; Smits, J.; de Gelder, R.; Elemans, J.A.A.W.; Nolte, R.J.M.; Rowan, A.E. Carbenoid transfer reactions catalyzed by a ruthenium porphyrin macrocycle. *Tetrahedron* **2017**, *73*, 5029–5037. [[CrossRef](#)]



© 2018 by the authors. Licensee MDPI, Basel, Switzerland. This article is an open access article distributed under the terms and conditions of the Creative Commons Attribution (CC BY) license (<http://creativecommons.org/licenses/by/4.0/>).