

Experimental Supporting Information

Visible-Light, Iodine-Promoted Formation of *N*-Sulfonyl Imines and *N*-Alkylsulfonamides from Aldehydes and Hypervalent Iodine Reagents


Megan D. Hopkins, Zachary C. Brandeburg, Andrew J. Hanson, and Angus A. Lamar*

Department of Chemistry and Biochemistry, The University of Tulsa, 800 S. Tucker Dr., Tulsa, OK 74104, USA.

angus-lamar@utulsa.edu

Index

General information - LED chamber	S-1
Table of <i>N</i> -sulfonyl imine C-H peaks	S-2
Characterization of compounds	S-2
¹ H and ¹³ C NMR Spectra of <i>N</i> -alkylsulfonamides	S-8



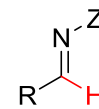
On the left – A red LED strip (620 nm) light bath reaction vessel

On the right – A white LED strip (cool white) light bath reaction vessel

Photocatalytic reactions were set up in a light bath which was constructed in our laboratory as follows. Waterproof 5050 LED strips (12V with power adapter, 18 LEDs/foot, approximately 0.24 Watt per LED – 72 Watt per strip) are coiled around the interior of evaporating dish (170mm x 90mm) using the adhesive backing of the LED strip. A Petri dish (150 x 20 mm) is placed upside down at the bottom of the dish to serve as an elevated glass “floor” to ensure that a round-bottom flask receives maximum light exposure. The temperature inside the dish is monitored and is generally maintained (air-cooled) between 19-22 °C (the temperature has not been observed above 25 °C).



δ imine C-H (ppm)

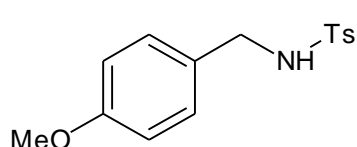


δ imine C-H (ppm)

Product	NMR intgn crude	lit. (ref.)	Product	NMR intgn crude	lit. (ref.)
2aa	8.92	8.91 (1)	2bb	9.04	9.03 (3)
2ba	8.97	8.96 (1)	2eb	9.01	9.02 (3)
2ca	9.02	9.01 (1)	2hb	9.36	9.38 (4)
2da	8.93	8.94 (1)	2bc	8.98	8.93 (1)
2ea	8.94	8.96 (1)	2dc	8.99	8.95 (1)
2fa	9.07	9.07 (1)	2bd	9.13	-
2ga	9.01	9.01 (1)	2ae	8.97	8.98 (1)
2ha	8.97	8.97 (1)	2ee	9.04	9.04 (1)
2ia	9.31	9.30 (1)	2bf	9.06	-
2ja	8.95	8.94 (1)	2bg	8.98	9.04 (2)
2ka	9.49	9.48 (1)	2de	9.09	9.09 (1)
2la	8.92	8.92 (1)			
2ma	9.35	9.37 (1)			

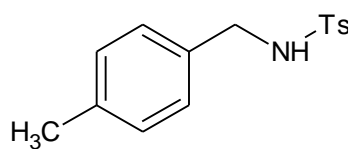
All values are reported in CDCl₃

***N*-(4-methoxybenzyl)-4-methylbenzenesulfonamide (3aa)⁵**



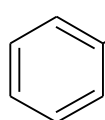
White solid (90 mg, 61% yield). M.p. 119-121 °C. Purification (hexanes:EtOAc, 60:40). $R_f = 0.56$. ¹H NMR (400 MHz, CDCl₃) $\delta = 7.75$ (d, $J = 8.0$ Hz, 2H), 7.30 (d, $J = 8.0$ Hz, 2H), 7.10 (d, $J = 8.0$ Hz), 6.79 (d, $J = 8.0$ Hz, 2H), 4.72 (t, $J = 4.0$ Hz, 1H), 4.04 (d, $J = 4.0$ Hz, 2H), 3.77 (s, 3H), 2.43 (s, 3H) ppm. ¹³C NMR (100 MHz, CDCl₃) δ 159.3, 143.4, 136.8, 129.7, 129.2, 128.2, 127.2, 114.0, 55.3, 46.8, 21.5 ppm. IR (neat): $\nu = 3248, 2922, 1612, 1513, 1320, 1251, 1155, 1029, 815, 553$ cm⁻¹. HRMS (ESI): calculated for C₁₅H₁₈N₁O₃S₁ [M + H]⁺ requires m/z 292.10074, found m/z 292.07983.

4-methyl-*N*-(4-methylbenzyl)benzenesulfonamide (smaller scale, 0.125 mmol) (3ba)⁵



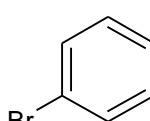
White solid (21 mg, 60%). M.p. 88-90 °C. Purification (hexanes:EtOAc, 70:30). $R_f = 0.50$. ¹H NMR (400 MHz, CDCl₃) $\delta = 7.76$ (d, $J = 8.0$ Hz, 2H), 7.31 (d, $J = 8.0$ Hz, 2H), 7.08 (s, 4H), 4.62 (t, $J = 6.0$ Hz, 1H), 4.07 (d, $J = 6.0$ Hz, 2H), 2.44 (s, 3H), 2.31 (s, 3H) ppm. ¹³C NMR (100 MHz, CDCl₃) δ 143.5, 137.7, 136.8, 133.1, 129.7, 129.3, 127.8, 127.2, 47.0, 21.5, 21.1 ppm. IR (neat): $\nu = 3261, 2921, 1597, 1323, 1151, 1093, 748, 665$ cm⁻¹. HRMS (ESI): calculated for C₁₅H₁₈N₁O₂S₁ [M + H]⁺ requires m/z 276.10583, found m/z 276.10449.

***N*-benzyl-4-methylbenzenesulfonamide (3ca)⁵**



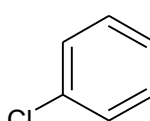
White solid (66 mg, 50%). M.p. 114-116 °C. Purification (hexanes:EtOAc, 60:40). R_f = 0.71. ¹H NMR (400 MHz, CDCl₃) δ = 7.74 (d, J = 8.0 Hz, 2H), 7.29 (d, J = 8.0 Hz, 2H), 7.30-7.24 (m, 3H), 7.20-7.18 (m, 2H), 4.84 (t, J = 4.0 Hz, 1H), 4.11 (d, J = 4.0 Hz, 2H), 2.43 (s, 3H) ppm. ¹³C NMR (100 MHz, CDCl₃) δ 143.5, 136.8, 136.2, 129.7, 128.7, 127.9, 127.8, 127.2, 47.2, 21.5 ppm. IR (neat): ν = 3268, 3064, 1598, 1453, 1321, 1160, 1058, 874, 805, 741 cm⁻¹. HRMS (ESI): calculated for C₁₄H₁₆N₁O₂S₁ [M + H]⁺ requires m/z 262.09018, found m/z 262.08948.

***N*-(4-bromobenzyl)-4-methylbenzenesulfonamide (3da)⁶**



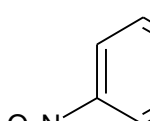
White solid (78 mg, 45%). M.p. 113-115 °C. Purification (hexanes:EtOAc, 60:40). R_f = 0.69. ¹H NMR (400 MHz, CDCl₃) δ = 7.71 (d, J = 8.0 Hz, 2H), 7.36 (d, J = 8.0 Hz, 2H), 7.28 (d, J = 8.0 Hz, 2H), 7.07 (d, J = 8.0 Hz, 2H), 5.17 (t, J = 4.0 Hz, 1H), 4.06 (d, J = 4.0 Hz, 2H), 2.43 (s, 3H) ppm. ¹³C NMR (100 MHz, CDCl₃) δ 143.7, 136.7, 135.4, 131.7, 129.7, 129.5, 127.1, 121.7, 46.5, 21.5 ppm. IR (neat): ν = 3269, 2920, 1597, 1317, 1155, 1072, 1013, 878, 802, 544 cm⁻¹. HRMS (ESI): calculated for C₁₄H₁₅N₁O₂S₁Br₁ [M + H]⁺ requires m/z 342.00069, found m/z 341.99771.

***N*-(4-chlorobenzyl)-4-methylbenzenesulfonamide (smaller scale, 0.125 mmol) (3ea)⁵**



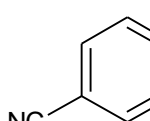
White solid (27 mg, 74%). M.p. 105-107 °C. Purification (hexanes:EtOAc, 60:40). R_f = 0.68. ¹H NMR (400 MHz, CDCl₃) δ = 7.72 (d, J = 8.0 Hz, 2H), 7.29 (d, J = 8.0 Hz, 2H), 7.22 (d, J = 8.0 Hz, 2H), 7.13 (d, J = 8.0 Hz, 2H), 4.81 (t, J = 4.0 Hz, 1H), 4.08 (d, J = 4.0 Hz, 2H), 2.43 (s, 3H) ppm. ¹³C NMR (100 MHz, CDCl₃) δ 143.7, 136.7, 134.8, 133.7, 129.8, 129.2, 128.8, 127.1, 46.5, 21.5 ppm. IR (neat): ν = 3226, 2920, 1597, 1304, 1183, 816 cm⁻¹. HRMS (ESI): calculated for C₁₄H₁₅N₁O₂S₁Cl₁ [M + H]⁺ requires m/z 296.05120, found m/z 296.05054.

4-methyl-*N*-(4-nitrobenzyl)benzenesulfonamide (3fa)



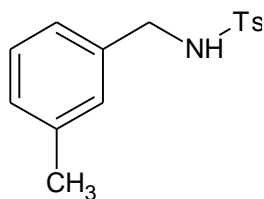
Yellow solid (62 mg, 40%). M.p. 111-113 °C. Purification (hexanes:EtOAc, 60:40). R_f = 0.47. ¹H NMR (400 MHz, CDCl₃) δ = 8.12 (d, J = 8.0 Hz, 2H), 7.74 (d, J = 8.0 Hz, 2H), 7.40 (d, J = 8.0 Hz, 2H), 7.30 (d, J = 8.0 Hz, 2H), 5.13 (t, J = 4.0 Hz, 1H), 4.24 (d, J = 4.0 Hz, 2H), 2.44 (s, 3H) ppm. ¹³C NMR (100 MHz, CDCl₃) δ 144.0, 143.9, 136.6, 129.9, 128.4, 127.1, 123.8, 46.4, 27.5, 21.6 ppm. IR (neat): ν = 3252, 2855, 1516, 1309, 1150, 1109, 814 cm⁻¹. HRMS (ESI): calculated for C₁₄H₁₅N₂O₄S₁ [M + H]⁺ requires m/z 307.07525, found m/z 307.07452.

***N*-(4-cyanobenzyl)-4-methylbenzenesulfonamide (3ga)**



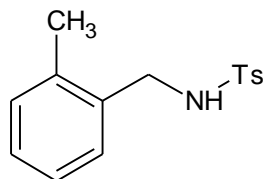
White solid (63 mg, 44%). M.p. 120-126 °C. Purification (hexanes:EtOAc, 60:40). R_f = 0.38. ¹H NMR (400 MHz, CDCl₃) δ = 7.72 (d, J = 8.0 Hz, 2H), 7.53 (d, J = 8.0 Hz, 2H), 7.35 (d, J = 8.0 Hz, 2H), 7.29 (d, J = 8.0 Hz, 2H), 5.43 (t, J = 4.0 Hz, 1H), 4.17 (d, J = 4.0 Hz, 2H), 2.44 (s, 3H) ppm. ¹³C NMR (100 MHz, CDCl₃) δ 143.9, 142.0, 136.6, 132.3, 129.8, 128.3, 127.0, 118.5, 111.5, 46.6, 21.5 ppm. IR (neat): ν = 3234, 2922, 2857, 2230, 1594, 1324, 1152, 1069, 842, 815, 548 cm⁻¹. HRMS (ESI): calculated for C₁₅H₁₅N₂O₂S₁ [M + H]⁺ requires m/z 287.08543, found m/z 287.08475.

4-methyl-*N*-(3-methylbenzyl)benzenesulfonamide (3ha)⁸



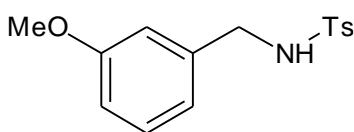
White solid (46 mg, 33%). M.p. 64-66 °C. Purification (hexanes:EtOAc, 60:40). $R_f = 0.81$. $^1\text{H NMR}$ (400 MHz, CDCl_3) $\delta = 7.76$ (d, $J = 8.0$ Hz, 2H), 7.31 (d, $J = 8.0$ Hz, 2H), 7.16 (t, $J = 8.0$ Hz, 1H), 7.06 (d, $J = 8.0$ Hz, 1H), 6.98 (m, 2H), 4.60 (t, $J = 4.0$ Hz, 1H), 4.09 (d, $J = 4.0$ Hz, 2H), 2.44 (s, 3H), 2.28 (s, 3H). $^{13}\text{C NMR}$ (100 MHz, CDCl_3) δ 143.5, 138.4, 136.8, 136.1, 129.7, 128.62, 128.59, 128.56, 127.2, 124.9, 47.3, 21.5, 21.2 ppm. IR (neat): $\nu = 3294, 3029, 2922, 1596, 1320, 1153, 1065, 908, 811, 664, 537$ cm^{-1} . HRMS (ESI): calculated for $\text{C}_{15}\text{H}_{18}\text{N}_1\text{O}_2\text{S}_1$ $[\text{M} + \text{H}]^+$ requires m/z 276.10583, found m/z 276.10513.

4-methyl-*N*-(2-methylbenzyl)benzenesulfonamide (smaller scale, 0.125 mmol) (3ia)⁷



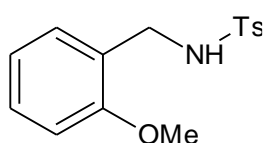
White solid (23 mg, 33%). M.p. 113-117 °C. Purification (hexanes: EtOAc, 60:40). $R_f = 0.74$. $^1\text{H NMR}$ (400 MHz, CDCl_3) $\delta = 7.77$ (d, $J = 8.0$ Hz, 2H), 7.32 (d, $J = 8.0$ Hz, 2H), 7.21-7.10 (m, 4H), 4.46 (t, $J = 4.0$ Hz, 1H), 4.09 (d, $J = 4.0$ Hz, 2H), 2.44 (s, 3H), 2.24 (s, 3H) ppm. $^{13}\text{C NMR}$ (100 MHz, CDCl_3) δ 143.5, 136.7, 136.6, 133.8, 130.6, 129.7, 128.8, 128.2, 127.2, 126.2, 45.4, 21.5, 18.8 ppm. IR (neat): $\nu = 3260, 3023, 2925, 1597, 1489, 1423, 1318, 1152, 1091, 1041, 879, 806, 702, 654$ cm^{-1} . HRMS (ESI): calculated for $\text{C}_{15}\text{H}_{18}\text{N}_1\text{O}_2\text{S}_1$ $[\text{M} + \text{H}]^+$ requires m/z 276.10583, found m/z 276.10483.

N-(3-methoxybenzyl)-4-methylbenzenesulfonamide (smaller scale, 0.125 mmol) (3ja)⁸



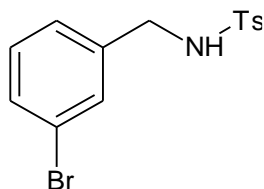
Clear oil (15 mg, 40%). Purification (hexanes:EtOAc, 60:40). $R_f = 0.15$. $^1\text{H NMR}$ (400 MHz, CDCl_3) $\delta = 7.76$ (d, $J = 8.0$ Hz, 2H), 7.31 (d, $J = 8.0$ Hz, 2H), 7.19 (t, $J = 8.0$ Hz, 1H), 6.80-6.75 (m, 2H), 6.73 (s, 1H), 4.65 (m, 1H), 4.10 (d, $J = 6.0$ Hz, 2H), 3.75 (s, 3H), 2.44 (s, 3H) ppm. $^{13}\text{C NMR}$ (100 MHz, CDCl_3) δ 159.8, 143.6, 137.8, 136.8, 129.8, 129.7, 127.2, 120.0, 113.7, 113.1, 55.2, 47.3, 21.5 ppm. IR (neat): $\nu = 3279, 2922, 1597, 1586, 1490, 1455, 1436, 1320, 1288, 1262, 1152, 1091, 1040, 864, 812, 780, 660$ cm^{-1} . HRMS (ESI): calculated for $\text{C}_{15}\text{H}_{18}\text{N}_1\text{O}_3\text{S}_1$ $[\text{M} + \text{H}]^+$ requires m/z 292.10074, found m/z 292.09961.

N-[(2-Methoxyphenyl)methyl]-4-methylbenzenesulfonamide (3ka)⁸



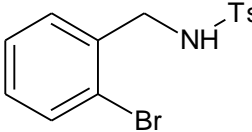
White solid (57 mg, 40%). M.p. 79-81 °C. Purification (hexanes:EtOAc, 70:30). $R_f = 0.33$. $^1\text{H NMR}$ (400 MHz, CDCl_3) $\delta = 7.66$ (d, $J = 8.0$ Hz, 2H), 7.21-7.16 (m, 3H), 7.06 (d, $J = 8.0$ Hz, 1H), 6.80 (t, $J = 8.0$ Hz, 1H), 6.73 (d, $J = 8.0$ Hz, 1H), 5.09 (t, $J = 4.0$ Hz, 1H), 4.14 (d, $J = 4.0$ Hz, 2H), 3.73 (s, 3H), 2.38 (s, 3H) ppm. $^{13}\text{C NMR}$ (100 MHz, CDCl_3) δ 157.2, 143.0, 129.8, 129.4, 129.2, 127.03, 126.99, 124.3, 120.5, 110.1, 55.1, 44.0, 21.5 ppm. IR (neat): $\nu = 3304, 3254, 3014, 2949, 2837, 1602, 1404, 1325, 1148, 1024, 756, 663$ cm^{-1} . HRMS (ESI): calculated for $\text{C}_{15}\text{H}_{18}\text{N}_1\text{O}_3\text{S}_1$ $[\text{M} + \text{H}]^+$ requires m/z 292.10074, found m/z 292.09958.

N-(3-bromobenzyl)-4-methylbenzenesulfonamide (3la)⁶

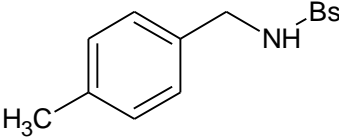


White solid (36 mg, 22%). M.p. 78-80 °C. Purification (hexanes:EtOAc, 60:40). $R_f = 0.57$. $^1\text{H NMR}$ (400 MHz, CDCl_3) $\delta = 7.73$ (d, $J = 8.0$ Hz, 2H), 7.37 (td, $J = 4.0$ Hz, 1H), 7.31 (d, $J = 8.0$ Hz, 2H), 7.27 (m, 1H), 7.15 (d, $J = 4.0$ Hz, 2H), 4.72 (t, $J = 4.0$ Hz, 1H), 4.11 (d, $J = 4.0$ Hz, 2H), 2.44 (s, 3H) ppm. $^{13}\text{C NMR}$ (100 MHz, CDCl_3) δ 143.8, 138.5, 136.7, 131.0, 130.8, 130.2, 129.8, 127.1, 126.4, 122.7, 46.6, 21.5 ppm. IR (neat): $\nu = 3259, 3067, 2918, 2852, 1570, 1435, 1316, 1149, 1052, 921, 814, 692, 529$ cm^{-1} . HRMS (ESI): calculated for $\text{C}_{14}\text{H}_{15}\text{N}_1\text{O}_2\text{S}_1\text{Br}_1$ $[\text{M} + \text{H}]^+$ requires m/z 342.00069, found m/z 341.99731.

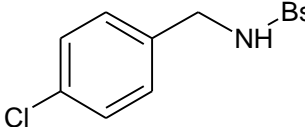
N-(2-bromobenzyl)-4-methylbenzenesulfonamide (3ma)⁶

 Yellow oil (50 mg, 30%). Purification (hexanes:EtOAc, 80:20). $R_f = 0.27$. $^1\text{H NMR}$ (400 MHz, CDCl_3) $\delta = 7.71$ (d, $J = 8.0$ Hz, 2H), 7.45 (d, $J = 8.0$ Hz, 1H), 7.30 (d, $J = 8.0$ Hz, 1H), 7.25 (d, $J = 8.0$ Hz, 2H), 7.21 (t, $J = 8.0$ Hz, 1H), 7.10 (t, $J = 8.0$ Hz, 1H), 5.03 (t, $J = 6.0$ Hz, 1H), 4.22 (d, $J = 6.0$ Hz, 2H), 2.41 (s, 3H) ppm. $^{13}\text{C NMR}$ (100 MHz, CDCl_3) $\delta = 136.9, 135.5, 132.7, 130.5, 129.6, 129.5, 129.1, 127.7, 127.1, 123.4, 47.4, 21.5$ ppm. IR (neat): $\nu = 3282, 2922, 1597, 1441, 1325, 1154, 1024, 811, 658$ cm^{-1} . HRMS (ESI): calculated for $\text{C}_{14}\text{H}_{15}\text{N}_1\text{O}_2\text{S}_1\text{Br}_1$ $[\text{M} + \text{H}]^+$ requires m/z 342.00069, found m/z 341.99728.

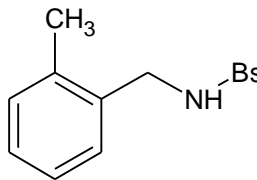
N-(4-methylbenzyl)benzenesulfonamide (3bb)¹¹

 White solid (52 mg, 40%). M.p. 76-79 °C. Purification (hexanes:EtOAc, 70:30). $R_f = 0.48$. $^1\text{H NMR}$ (400 MHz, CDCl_3) $\delta = 7.87$ (d, $J = 8.0$ Hz, 2H), 7.59 (tt, $J = 8.0$ Hz, 4.0 Hz, 1H), 7.51 (m, 2H), 7.06 (s, 4H), 4.75 (t, $J = 4.0$ Hz, 1H), 4.09 (d, $J = 4.0$ Hz, 2H), 2.30 (s, 3H) ppm. $^{13}\text{C NMR}$ (100 MHz, CDCl_3) $\delta = 139.9, 137.7, 133.1, 132.7, 129.3, 129.1, 127.8, 127.1, 47.1, 21.1$ ppm. IR (neat): $\nu = 3264, 2920, 1615, 1445, 1318, 1156, 1038, 907, 805$ cm^{-1} . HRMS (ESI): calculated for $\text{C}_{14}\text{H}_{16}\text{N}_1\text{O}_2\text{S}_1$ $[\text{M} + \text{H}]^+$ requires m/z 262.09018, found m/z 262.08905.

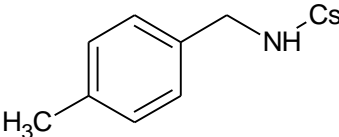
N-(4-chlorobenzyl)benzenesulfonamide (smaller scale, 0.125 mmol) (3eb)⁹

 White solid (51 mg, 70%). M.p. 109-112 °C. Purification (hexanes:EtOAc, 70:30). $R_f = 0.44$. $^1\text{H NMR}$ (400 MHz, CDCl_3) $\delta = 7.84$ (d, $J = 8.0$ Hz, 2H), 7.61-7.57 (m, 1H), 7.51 (d, $J = 8.0$ Hz, 2H), 7.22 (d, $J = 8.0$ Hz, 2H), 7.12 (d, $J = 8.0$ Hz, 2H), 4.87 (t, $J = 4.0$ Hz, 1H), 4.11 (d, $J = 4.0$ Hz, 2H) ppm. $^{13}\text{C NMR}$ (100 MHz, CDCl_3) $\delta = 139.8, 134.7, 133.8, 132.8, 129.2, 128.8, 127.0, 46.6, 29.7$ ppm. IR (neat): $\nu = 3255, 3059, 1598, 1490, 1320, 1181, 1091, 817$ cm^{-1} . HRMS (ESI): calculated for $\text{C}_{13}\text{H}_{13}\text{N}_1\text{O}_2\text{S}_1\text{Cl}_1$ $[\text{M} + \text{H}]^+$ requires m/z 282.03555, found m/z 282.03458.

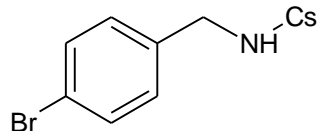
N-(2-methylbenzyl)benzenesulfonamide (smaller scale, 0.125 mmol) (3hb)¹²

 White solid (25 mg, 38%). M.p. 117-123 °C. Purification (hexanes:EtOAc, 60:40). $R_f = 0.65$. $^1\text{H NMR}$ (400 MHz, CDCl_3) $\delta = 7.88$ (d, $J = 8.0$ Hz, 2H), 7.61-7.57 (m, 1H), 7.53 (d, $J = 8.0$ Hz, 2H), 7.21-7.09 (m, 4H), 4.56 (t, $J = 4.0$ Hz, 1H), 4.12 (d, $J = 4.0$ Hz, 2H), 2.23 (s, 3H) ppm. $^{13}\text{C NMR}$ (100 MHz, CDCl_3) $\delta = 139.6, 133.7, 132.7, 130.6, 129.3, 129.1, 128.9, 128.3, 127.1, 126.2, 45.4, 18.8$ ppm. IR (neat): $\nu = 3274, 3068, 1448, 1323, 1159, 1092, 1036, 886, 722, 686$ cm^{-1} . HRMS (ESI): calculated for $\text{C}_{14}\text{H}_{16}\text{N}_1\text{O}_2\text{S}_1$ $[\text{M} + \text{H}]^+$ requires m/z 262.09018, found m/z 262.08923.

4-chloro-*N*-(4-methylbenzyl)benzenesulfonamide (3bc)

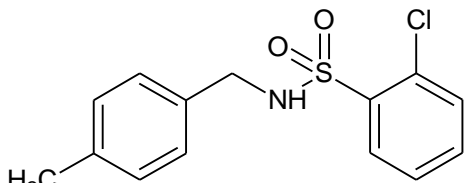
 White solid (59 mg, 40%). M.p. 120-122 °C. Purification (hexanes:EtOAc, 70:30). $R_f = 0.58$. $^1\text{H NMR}$ (400 MHz, CDCl_3) $\delta = 7.77$ (d, $J = 8.0$ Hz, 2H), 7.45 (d, $J = 8.0$ Hz, 2H), 7.06 (m, 4H), 4.86 (t, $J = 4.0$ Hz, 1H), 4.10 (d, $J = 4.0$ Hz, 2H), 2.31 (s, 3H) ppm. $^{13}\text{C NMR}$ (100 MHz, CDCl_3) $\delta = 139.1, 138.5, 137.9, 132.8, 129.4, 129.3, 128.6, 127.8, 47.1, 21.1$ ppm. IR (neat): $\nu = 3245, 2923, 1586, 1325, 1158, 1092, 1058, 757, 565$ cm^{-1} . HRMS (ESI): calculated for $\text{C}_{14}\text{H}_{15}\text{N}_1\text{O}_2\text{S}_1\text{Cl}_1$ $[\text{M} + \text{H}]^+$ requires m/z 296.05120, found m/z 296.05029.

***N*-(4-bromobenzyl)-4-chlorobenzenesulfonamide (smaller scale, 0.125 mmol) (3dc)**



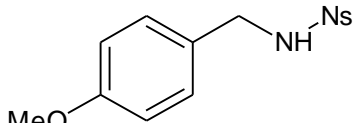
White solid (25 mg, 54%). M.p. 126-128 °C. Purification (hexanes:EtOAc, 70:30). $R_f = 0.64$. $^1\text{H NMR}$ (400 MHz, CDCl_3) $\delta = 7.77$ (d, $J = 8.0$ Hz, 2H), 7.48 (d, $J = 8.0$ Hz, 2H), 7.41 (d, $J = 8.0$ Hz, 2H), 7.08 (d, $J = 8.0$ Hz, 2H), 4.82 (t, $J = 4.0$ Hz, 1H), 4.11 (d, $J = 4.0$ Hz, 2H) ppm. $^{13}\text{C NMR}$ (100 MHz, CDCl_3) δ 139.4, 138.3, 135.0, 131.8, 129.50, 129.45, 128.5, 122.0, 46.6 ppm. IR (neat): $\nu = 3246, 3087, 1573, 1320, 1153, 826$ cm^{-1} . HRMS (ESI): calculated for $\text{C}_{13}\text{H}_{12}\text{N}_1\text{O}_2\text{S}_1\text{Cl}_1\text{Br}_1$ [$\text{M} + \text{H}$] $^+$ requires m/z 361.94607, found m/z 361.94302.

2-chloro-*N*-(4-methylbenzyl)benzenesulfonamide (3bd)



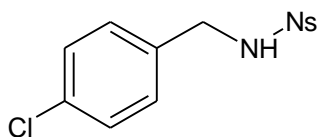
White solid (25 mg, 17%). M.p. 64-66 °C. Purification (hexanes:EtOAc, 70:30). $R_f = 0.53$. $^1\text{H NMR}$ (400 MHz, CDCl_3) $\delta = 8.09$ (d, $J = 8.0$ Hz, 1H), 7.50-7.49 (m, 2H), 7.42-7.38 (m, 1H), 7.06 (s, 4H), 5.21 (t, $J = 4.0$ Hz, 1H), 4.07 (d, $J = 4.0$ Hz, 2H), 2.29 (s, 3H) ppm. $^{13}\text{C NMR}$ (100 MHz, CDCl_3) δ 137.8, 137.1, 133.6, 132.6, 131.5, 131.4, 131.3, 129.3, 127.9, 127.2, 47.3, 21.1 ppm. IR (neat): $\nu = 3277, 3094, 2924, 1426, 1327, 1163, 1042, 760, 585$ cm^{-1} . HRMS (ESI): calculated for $\text{C}_{14}\text{H}_{15}\text{N}_1\text{O}_2\text{S}_1\text{Cl}_1$ [$\text{M} + \text{H}$] $^+$ requires m/z 296.05120, found m/z 296.05140.

***N*-(4-methoxybenzyl)-4-nitrobenzenesulfonamide (3ae)⁹**



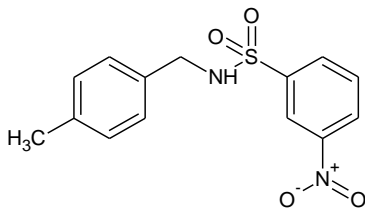
Tan solid (19 mg, 11%). M.p. 126-130 °C. Purification (hexanes:EtOAc, 60:40). $R_f = 0.53$. $^1\text{H NMR}$ (400 MHz, CDCl_3) $\delta = 8.31$ (d, $J = 8.0$ Hz, 2H), 8.09 (d, $J = 8.0$ Hz, 2H), 7.08 (d, $J = 8.0$ Hz, 2H), 6.77 (d, $J = 8.0$ Hz, 2H), 4.82 (t, $J = 4.0$ Hz, 1H), 4.16 (d, $J = 4.0$ Hz, 2H), 3.76 (s, 3H) ppm. $^{13}\text{C NMR}$ (100 MHz, CDCl_3) δ 146.1, 129.3, 128.6, 128.3, 127.4, 124.3, 121.0, 114.2, 55.3, 47.0 ppm. IR (neat): $\nu = 3269, 3110, 295, 2840, 1512, 1245, 1151, 1030, 817$ cm^{-1} . HRMS (ESI): calculated for $\text{C}_{14}\text{H}_{15}\text{N}_2\text{O}_5\text{S}_1$ [$\text{M} + \text{H}$] $^+$ requires m/z 323.07017, found m/z 323.22165.

***N*-(4-chlorobenzyl)-4-nitrobenzenesulfonamide (smaller scale, 0.125 mmol) (3ee)¹¹**



Oil (9 mg, 21%). Purification (hexanes:EtOAc, 60:40). $R_f = 0.62$. $^1\text{H NMR}$ (400 MHz, CDCl_3) $\delta = 8.35$ (d, $J = 8.0$ Hz, 2H), 8.02 (d, $J = 8.0$ Hz, 2H), 7.27 (d, $J = 8.0$ Hz, 2H), 7.15 (d, $J = 8.0$ Hz, 2H), 4.84 (t, $J = 4.0$ Hz, 1H), 4.21 (d, $J = 4.0$ Hz, 2H) ppm. $^{13}\text{C NMR}$ (100 MHz, CDCl_3) δ 145.9, 134.3, 134.0, 129.2, 129.0, 128.3, 124.4, 46.7, 29.7 ppm. IR (neat): $\nu = 3265, 2921, 1606, 1341, 1156, 837$ cm^{-1} . HRMS (ESI): calculated for $\text{C}_{13}\text{H}_{12}\text{N}_2\text{O}_4\text{S}_1\text{Cl}_1$ [$\text{M} + \text{H}$] $^+$ requires m/z 327.02063, found m/z 327.07776.

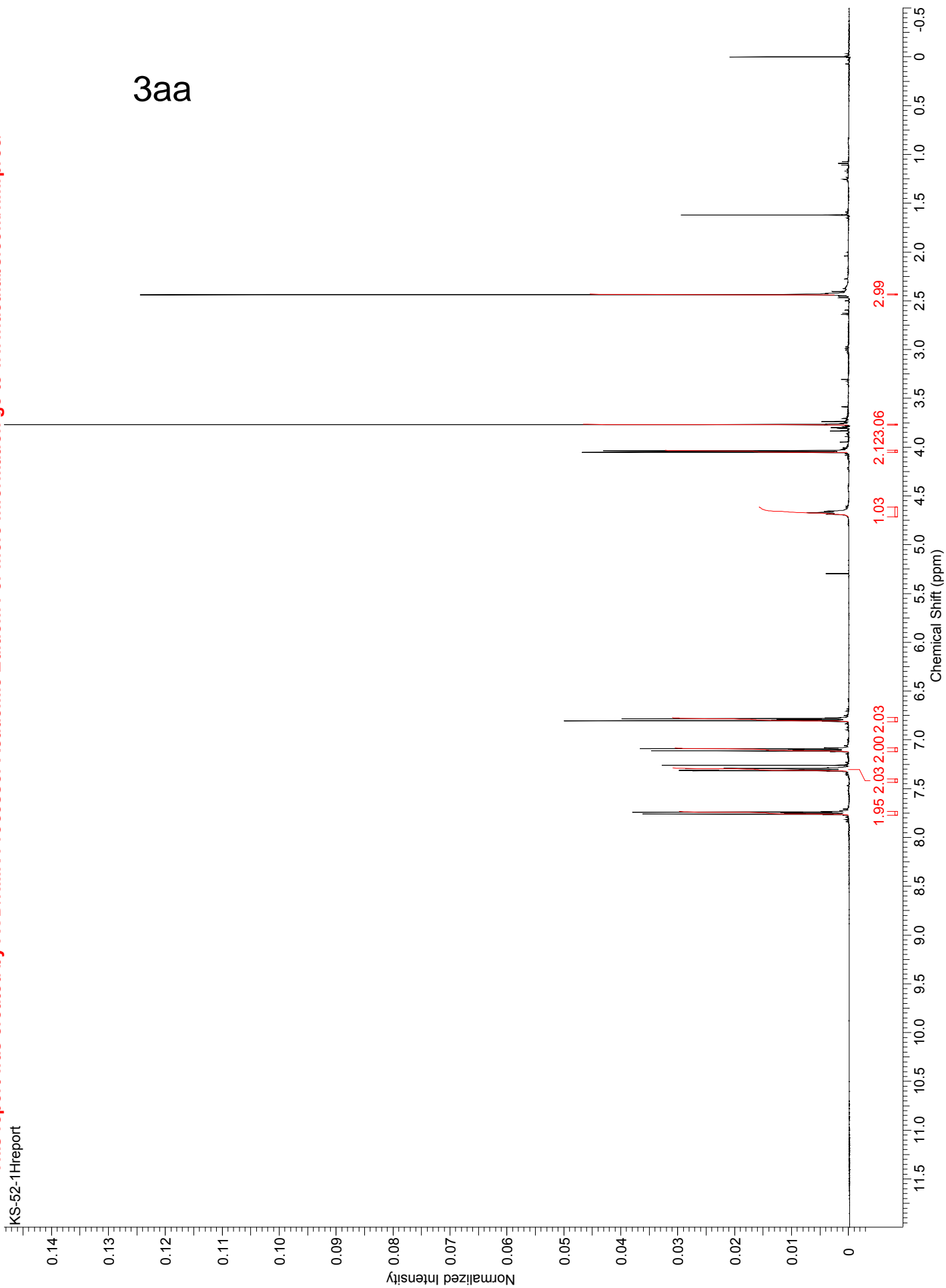
***N*-(4-methylbenzyl)-3-nitrobenzenesulfonamide (3bf)¹⁰**



White solid (12 mg, 8%). M.p. 110-113 °C. Purification (hexanes:EtOAc, 70:30). $R_f = 0.36$. $^1\text{H NMR}$ (400 MHz, CDCl_3) $\delta = 8.57$ (t, $J = 4.0$ Hz, 1H), 8.38 (ddd, $J = 4.0$ Hz, 8.0 Hz, 1H), 8.13 (dt, $J = 8.0$ Hz, 1H), 7.67 (t, $J = 8.0$ Hz, 1H), 7.04 (s, 4H), 4.93 (t, $J = 4.0$ Hz, 1H), 4.21 (d, $J = 4.0$ Hz, 2H), 2.28 (s, 3H) ppm. $^{13}\text{C NMR}$ (100 MHz, CDCl_3) δ 142.6, 138.1, 132.5, 130.3, 129.4, 127.9, 127.1, 126.9, 122.4, 47.2, 21.0 ppm. IR (neat): $\nu = 3250, 3089, 2921, 1607, 1526, 1428, 1331, 1163$ cm^{-1} . HRMS (ESI): calculated for $\text{C}_{14}\text{H}_{15}\text{N}_2\text{O}_4\text{S}_1$ [$\text{M} + \text{H}$] $^+$ requires m/z 307.07525, found m/z 307.07416.

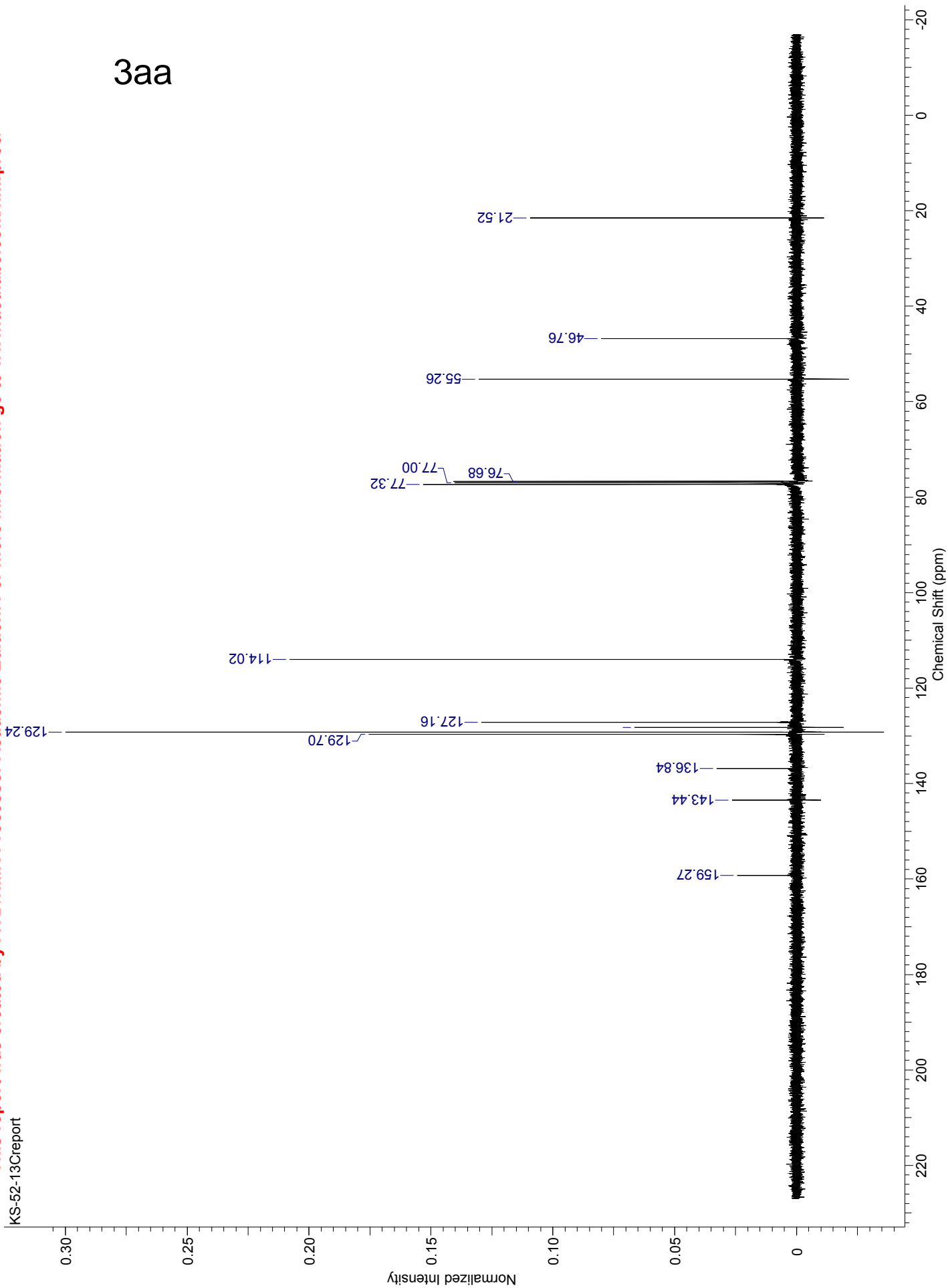
References:

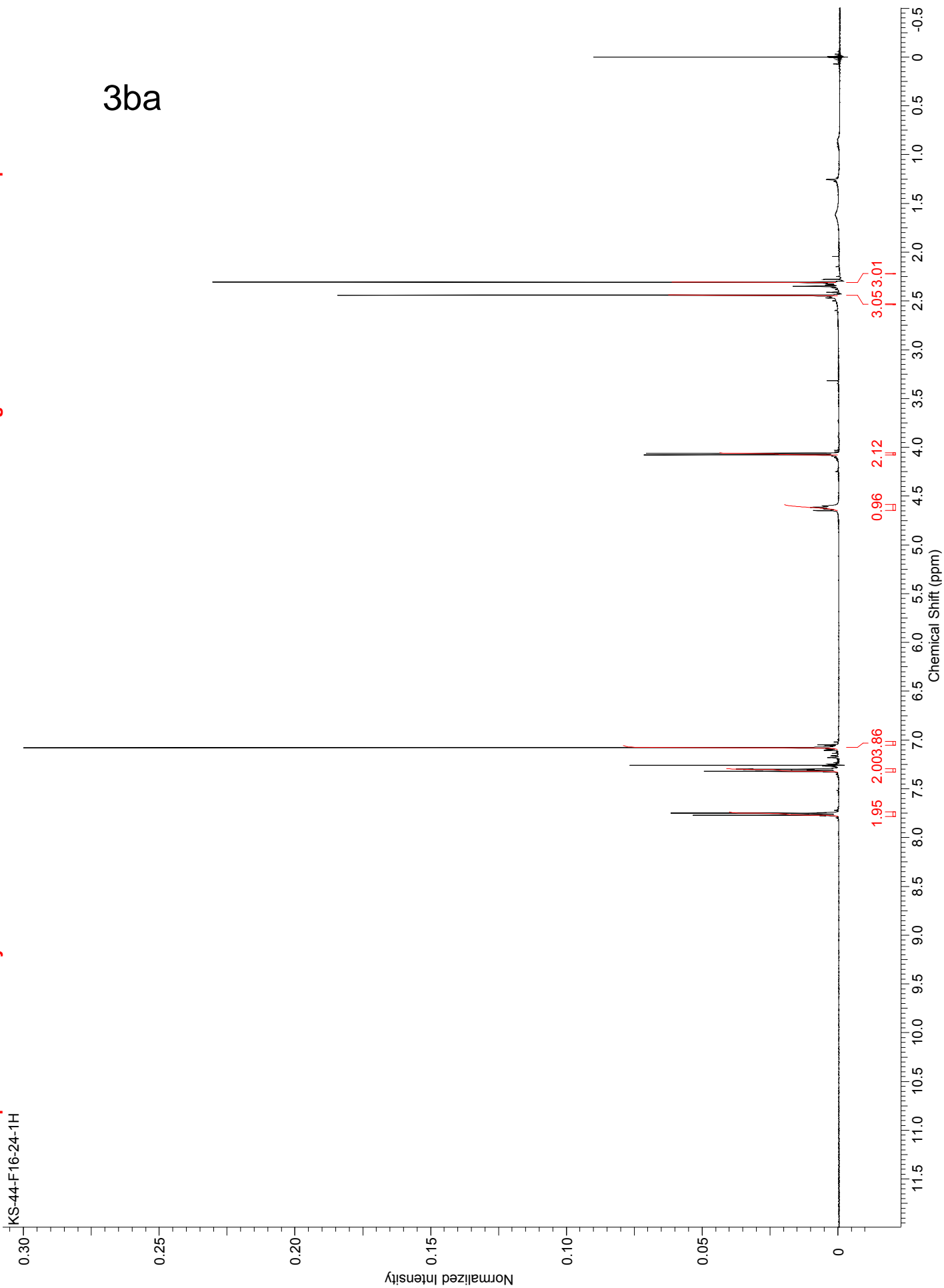
1. Hopkins, M. D.; Scott, K. A.; DeMier, B. C.; Morgan, H. R.; Macgruder, J. A.; Lamar, A. A., Formation of N-sulfonyl imines from iminoiodinanes by iodine-promoted, N-centered radical sulfonamidation of aldehydes. *Organic & biomolecular chemistry* **2017**, *15* (43), 9209-9216.
2. Castellano, S.; Fiji, H. D. G.; Kinderman, S. S.; Watanabe, M.; de Leon, P.; Tamanoi, F.; Kwon, O., Small-Molecule Inhibitors of Protein Geranylgeranyltransferase Type I. *Journal of the American Chemical Society* **2007**, *129* (18), 5843-5845.
3. Chen, D.; Chen, X.; Du, T.; Kong, L.; Zhen, R.; Zhen, S.; Wen, Y.; Zhu, G., Highly efficient and diastereoselective synthesis of 1,3-oxazolidines featuring a palladium-catalyzed cyclization reaction of 2-butene-1,4-diol derivatives and imines. *Tetrahedron Letters* **2010**, *51* (39), 5131-5133.
4. Kohler, M. C.; Yost, J. M.; Garnsey, M. R.; Coltart, D. M., Direct Carbon–Carbon Bond Formation via Soft Enolization: A Biomimetic Asymmetric Mannich Reaction of Phenylacetate Thioesters. *Organic letters* **2010**, *12* (15), 3376-3379.
5. Gao, F.; Deng, M.; Qian, C., The effect of coordination on the reaction of N-tosyl imines with diethylzinc. *Tetrahedron* **2005**, *61* (52), 12238-12243.
6. Zhu, M.; Fujita, K.-i.; Yamaguchi, R., Simple and Versatile Catalytic System for N-Alkylation of Sulfonamides with Various Alcohols. *Organic letters* **2010**, *12* (6), 1336-1339.
7. Wallach, D. R.; Chisholm, J. D., Alkylation of Sulfonamides with Trichloroacetimidates under Thermal Conditions. *The Journal of organic chemistry* **2016**, *81* (17), 8035-42.
8. Cui, X.; Shi, F.; Tse, M. K.; GÃ¶rdes, D.; Thurow, K.; Beller, M.; Deng, Y., Copper-Catalyzed N-Alkylation of Sulfonamides with Benzylic Alcohols: Catalysis and Mechanistic Studies. *Advanced Synthesis & Catalysis* **2009**, *351* (17), 2949-2958.
9. Yrjölä, S.; Parkkari, T.; Navia-Paldanius, D.; Laitinen, T.; Kaczor, A. A.; Kokkola, T.; Adusei-Mensah, F.; Savinainen, J. R.; Laitinen, J. T.; Poso, A.; Alexander, A.; Penman, J.; Stott, L.; Anskat, M.; Irving, A. J.; Nevalainen, T. J., Potent and selective N-(4-sulfamoylphenyl)thiourea-based GPR55 agonists. *European Journal of Medicinal Chemistry* **2016**, *107*, 119-132.
10. Caddick, S.; Wilden, J. D.; Judd, D. B., Direct Synthesis of Sulfonamides and Activated Sulfonate Esters from Sulfonic Acids. *Journal of the American Chemical Society* **2004**, *126* (4), 1024-1025.
11. Yu, X.; Liu, C.; Jiang, L.; Xu, Q., Manganese Dioxide Catalyzed N-Alkylation of Sulfonamides and Amines with Alcohols under Air. *Organic letters* **2011**, *13* (23), 6184-6187.
12. Li, Z.-l.; Jin, L.-k.; Cai, C., Nickel-catalyzed product-controllable amidation and imidation of sp³ C-H bonds in substituted toluenes with sulfonamides. *Organic & biomolecular chemistry* **2017**, *15* (6), 1317-1320.



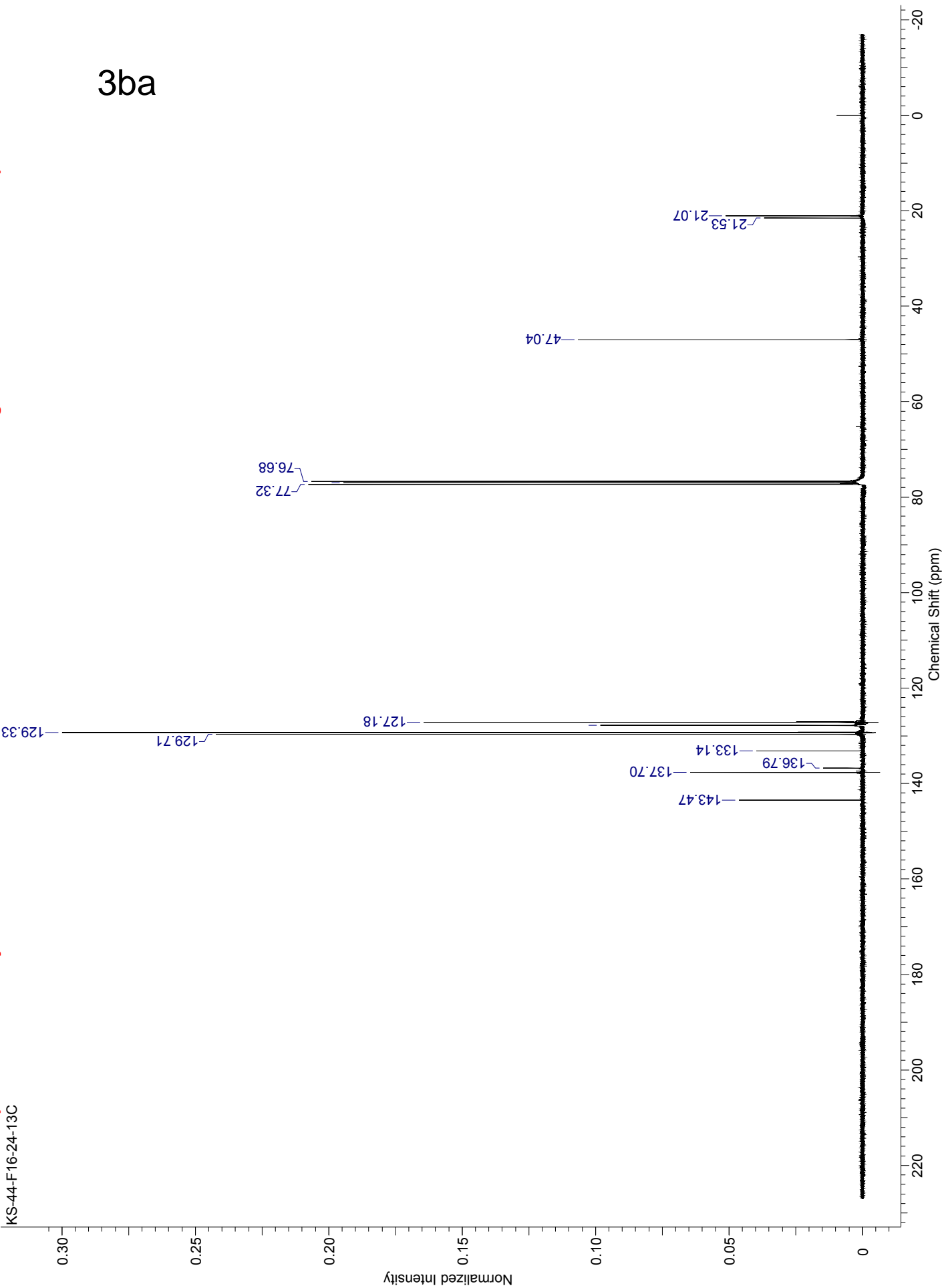
KS-52-13Creport

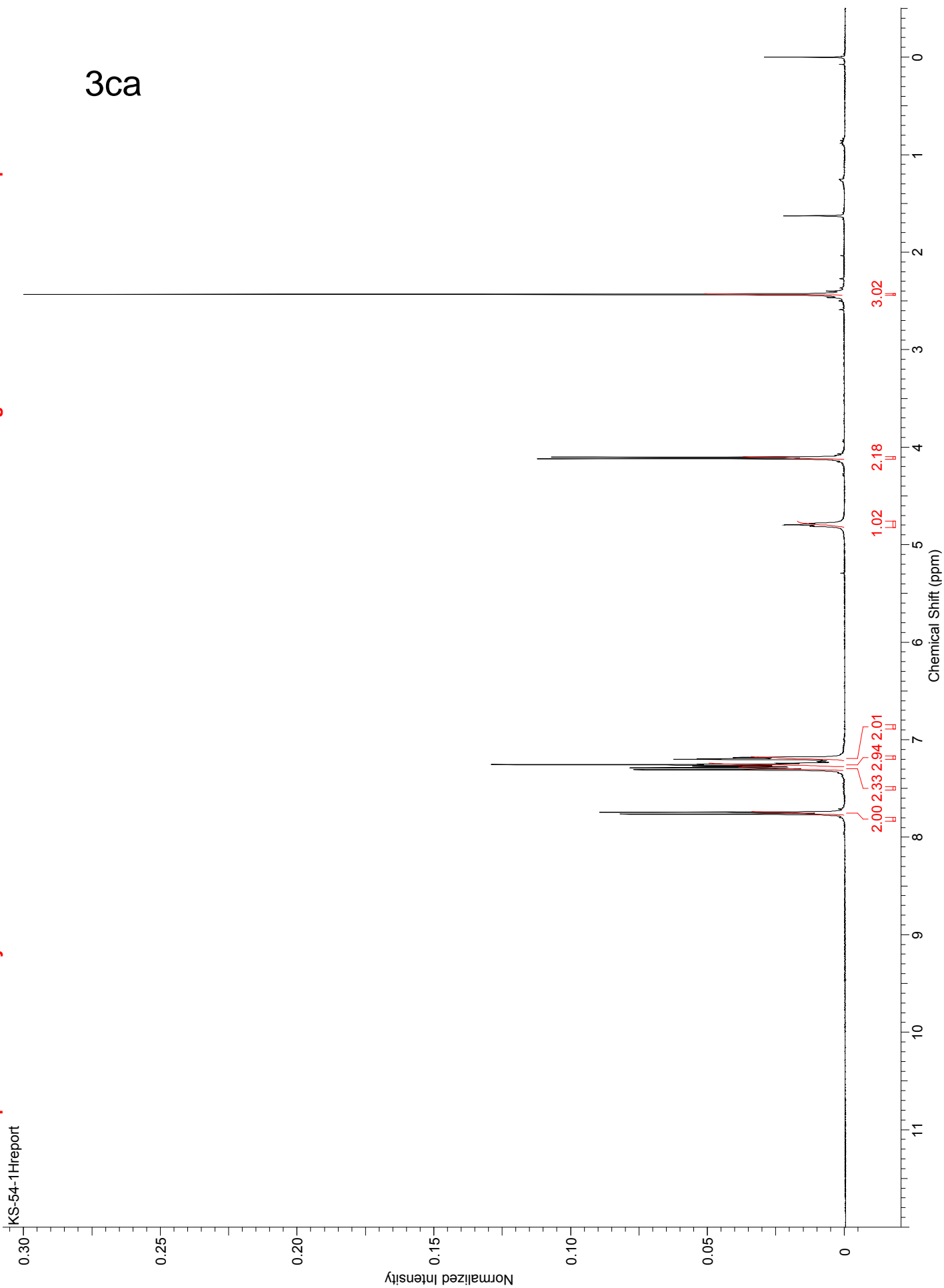
3aa





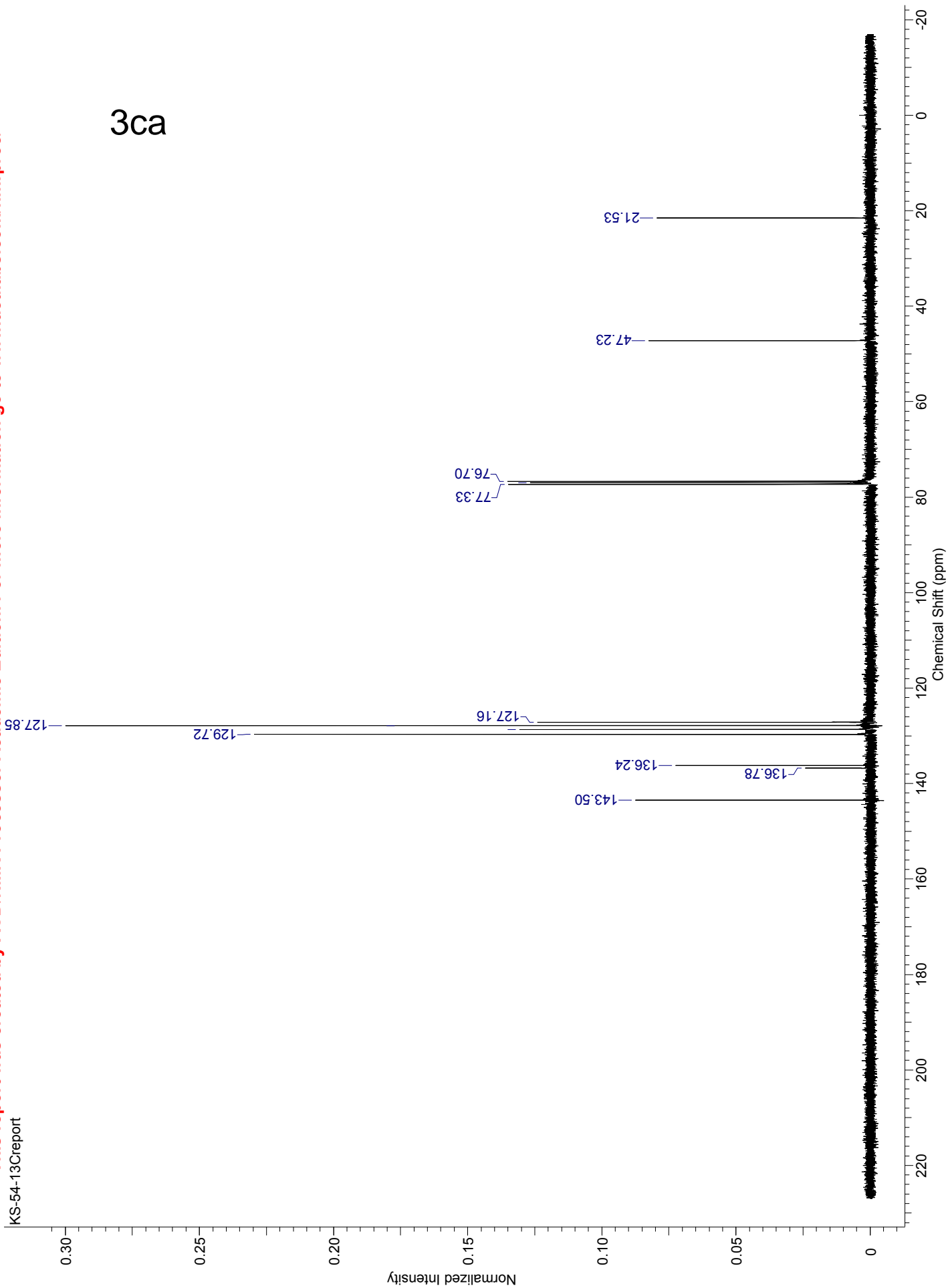
KS-44-F16-24-1H

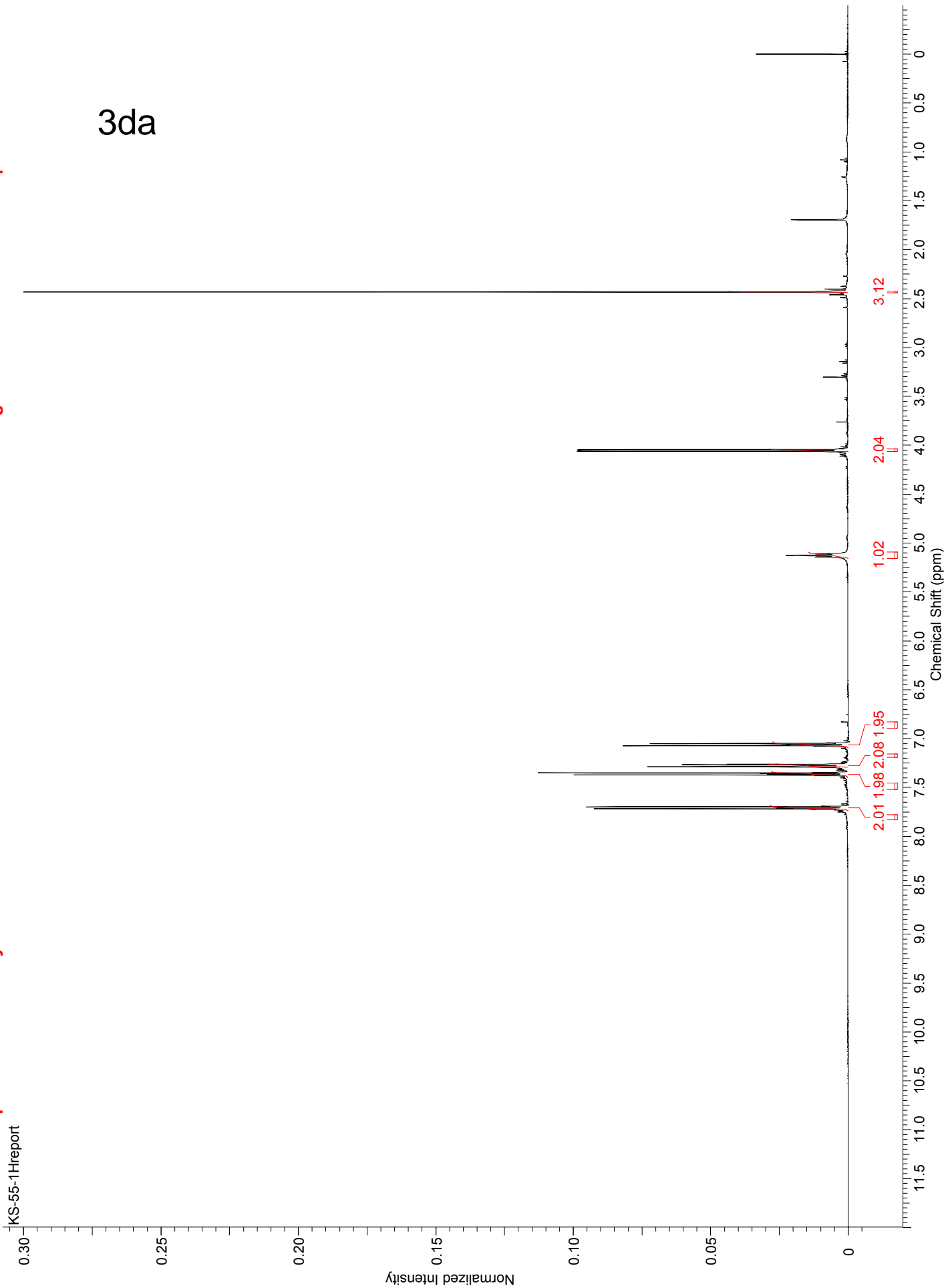




KS-54-13Creport


3ca



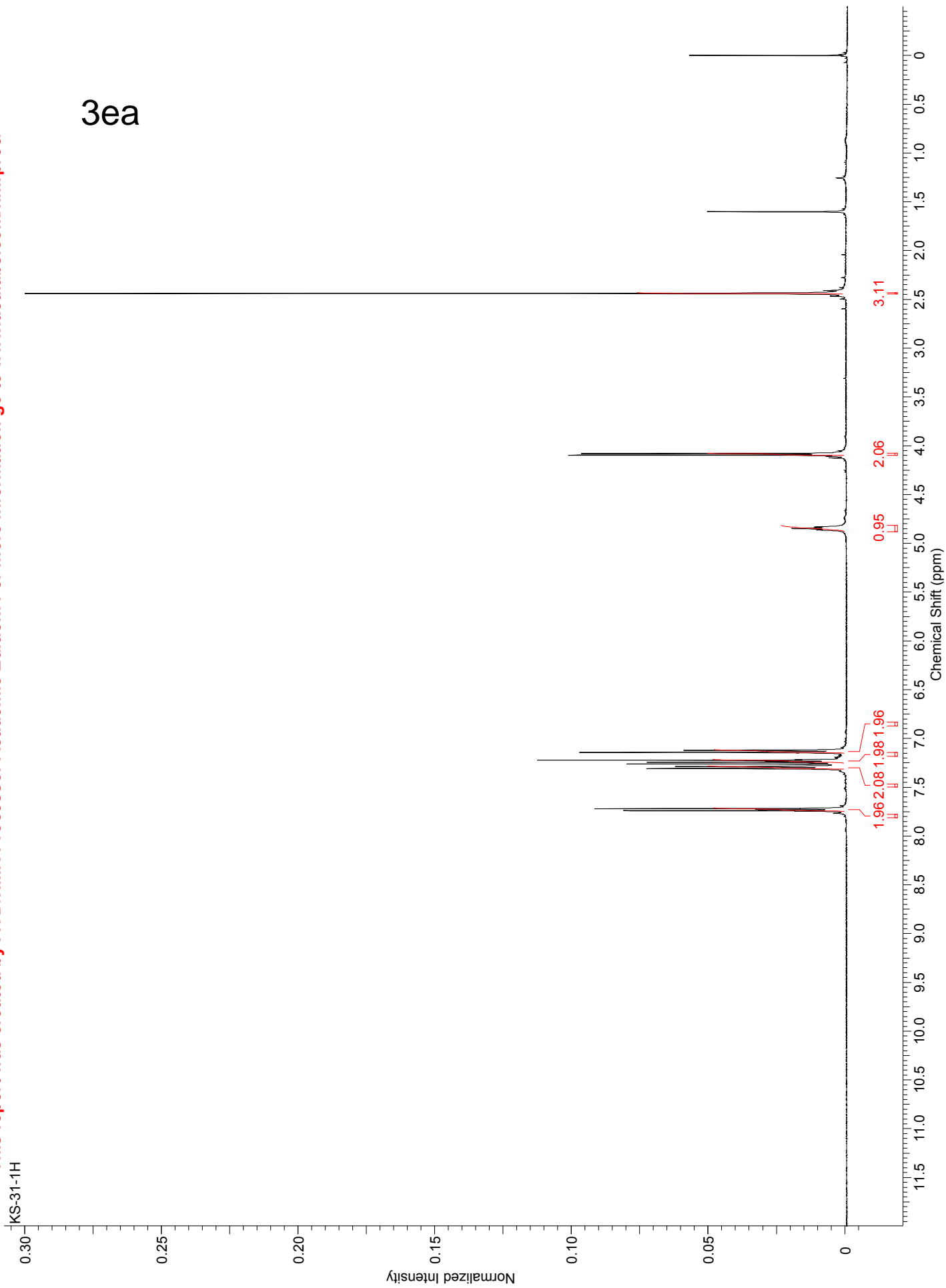


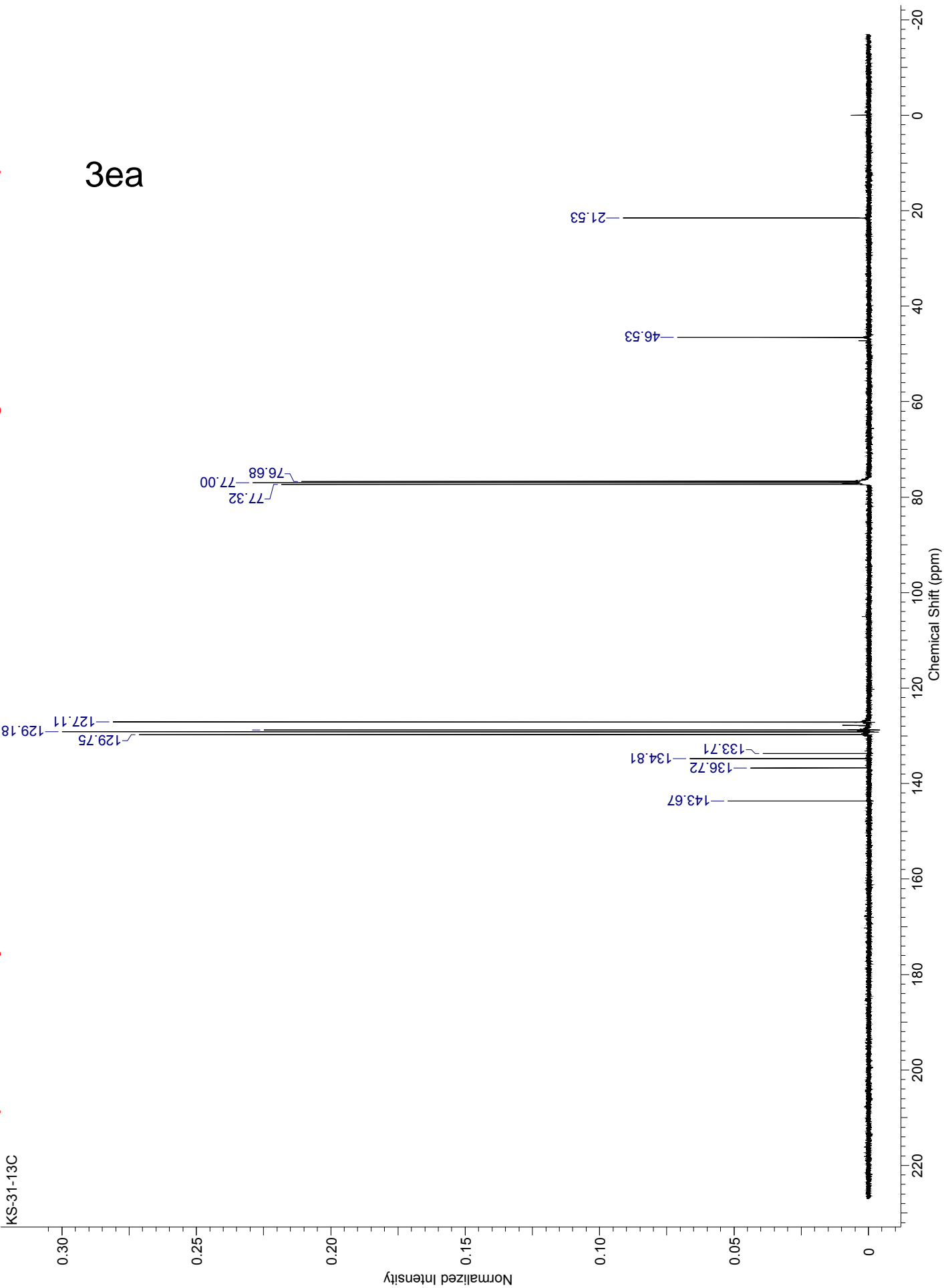
KS-55-13Creport

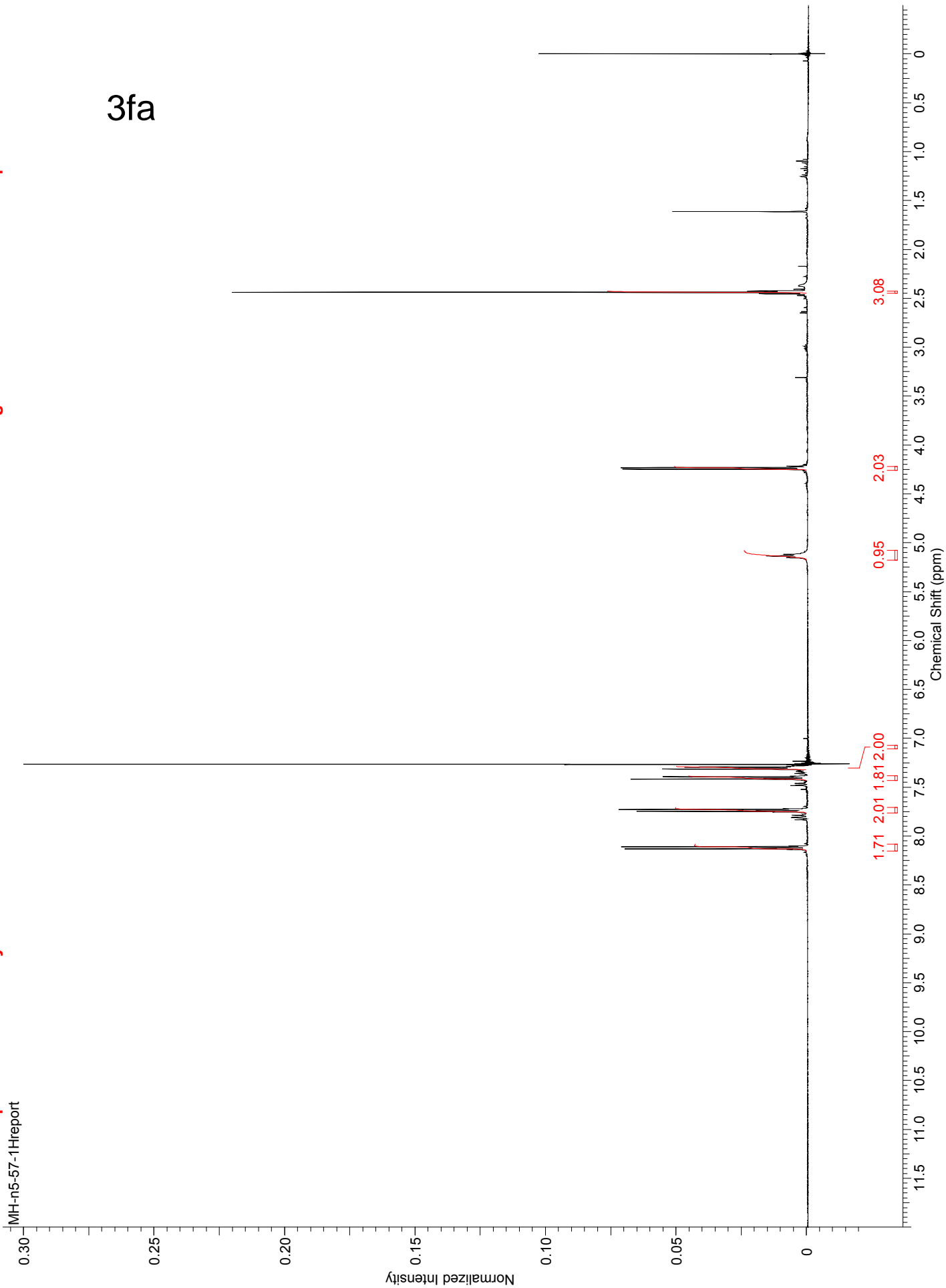
3da

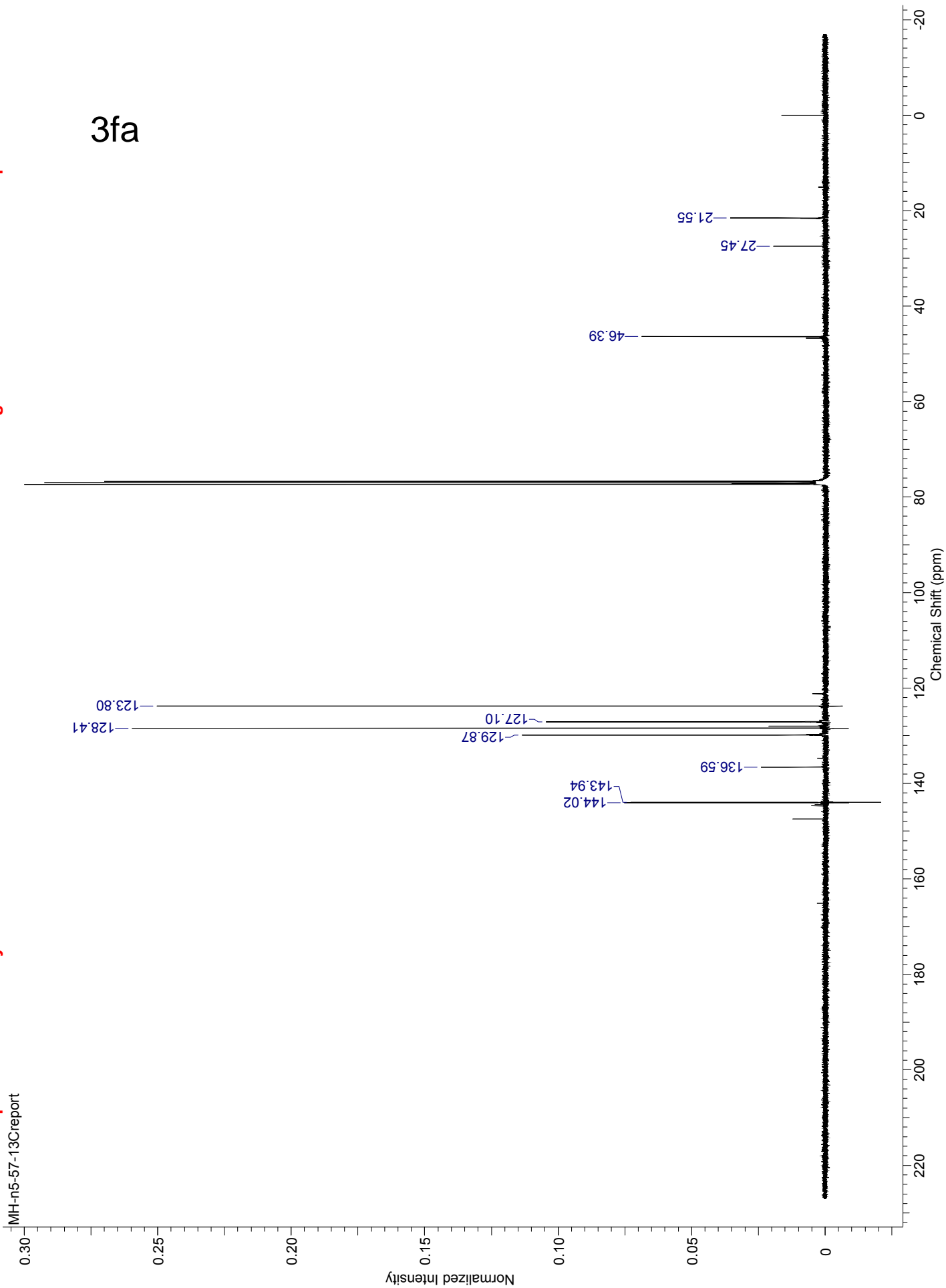


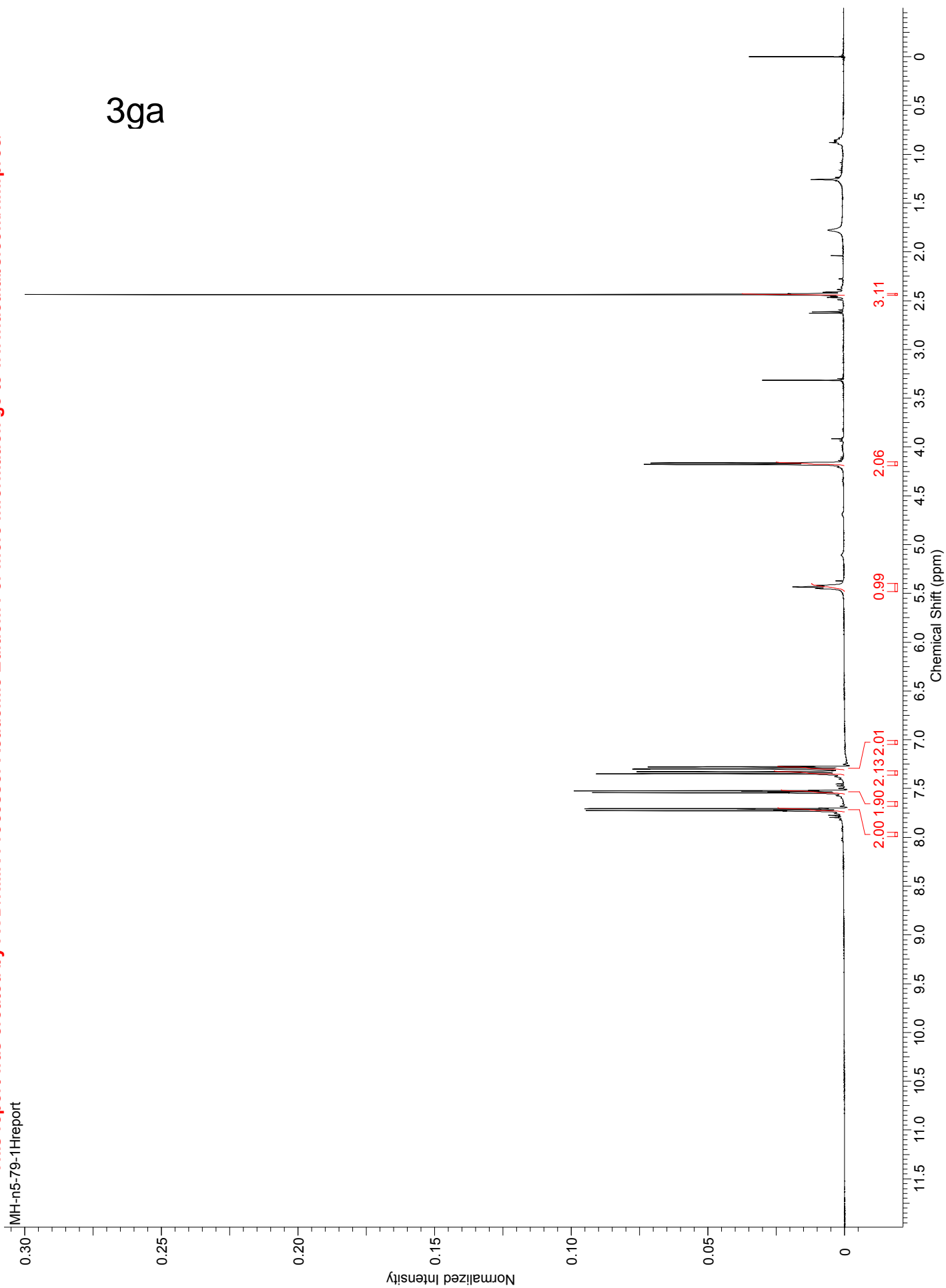
3ea




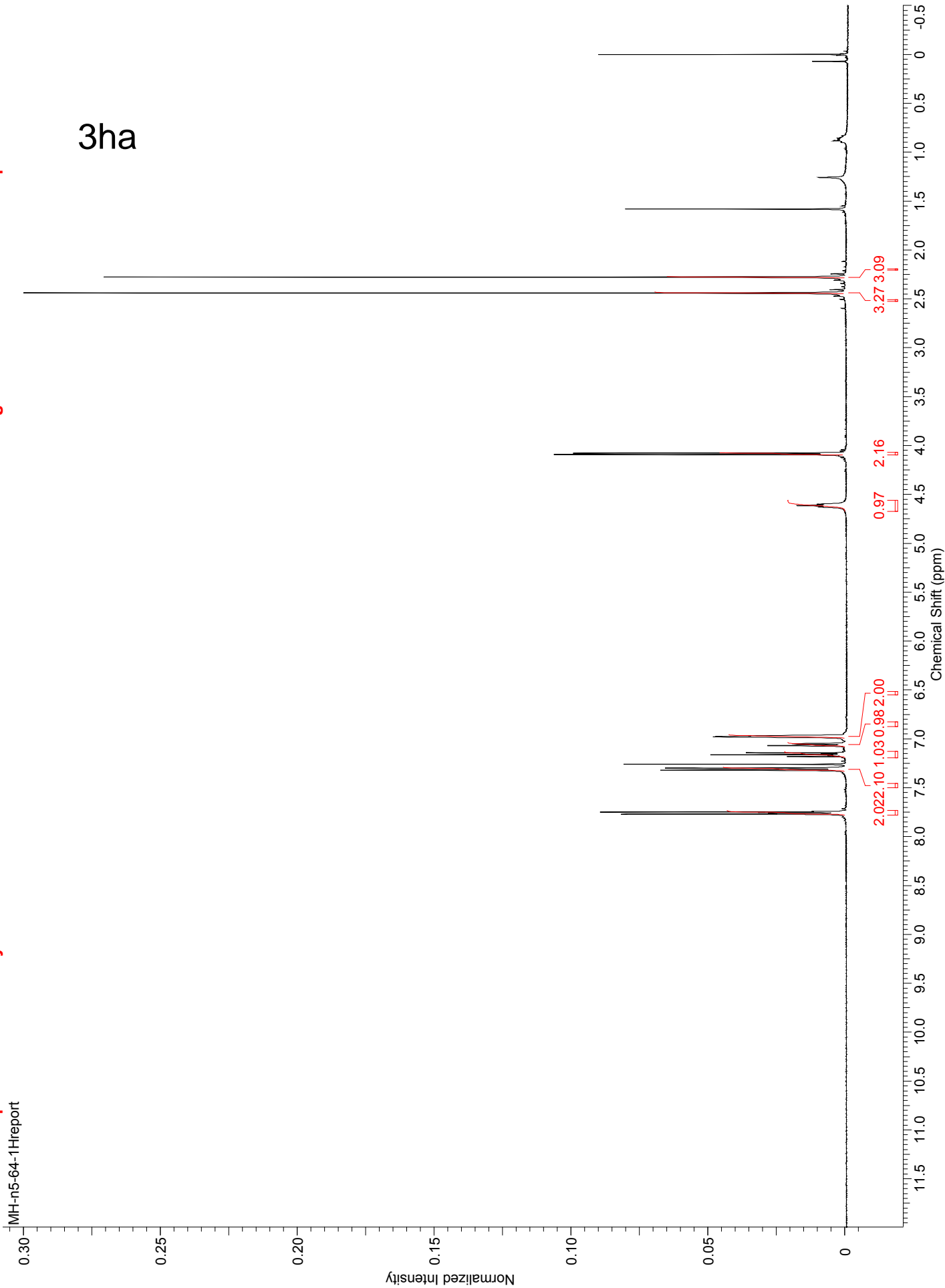






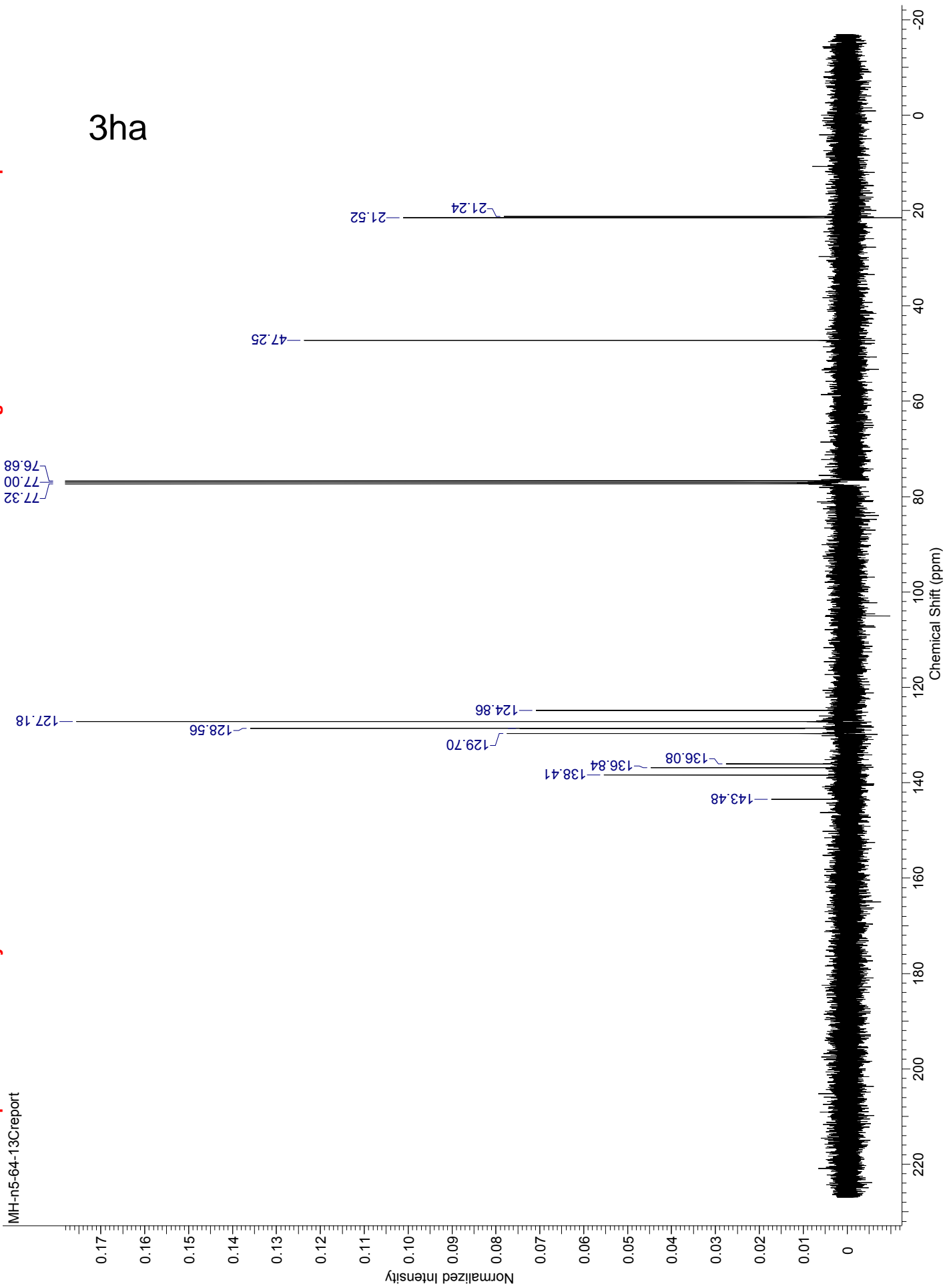






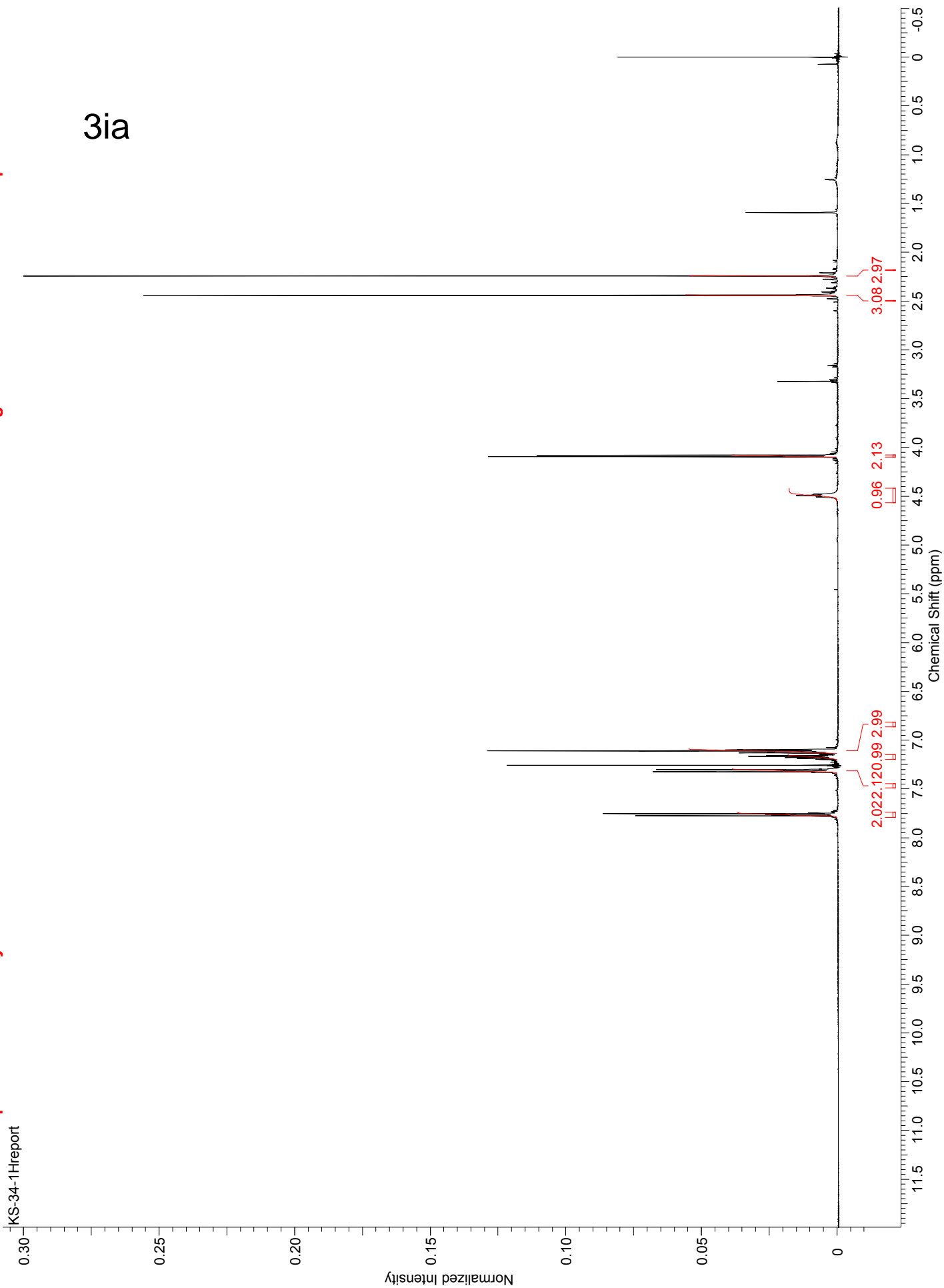
MH-n5-64-13Creport

3ha



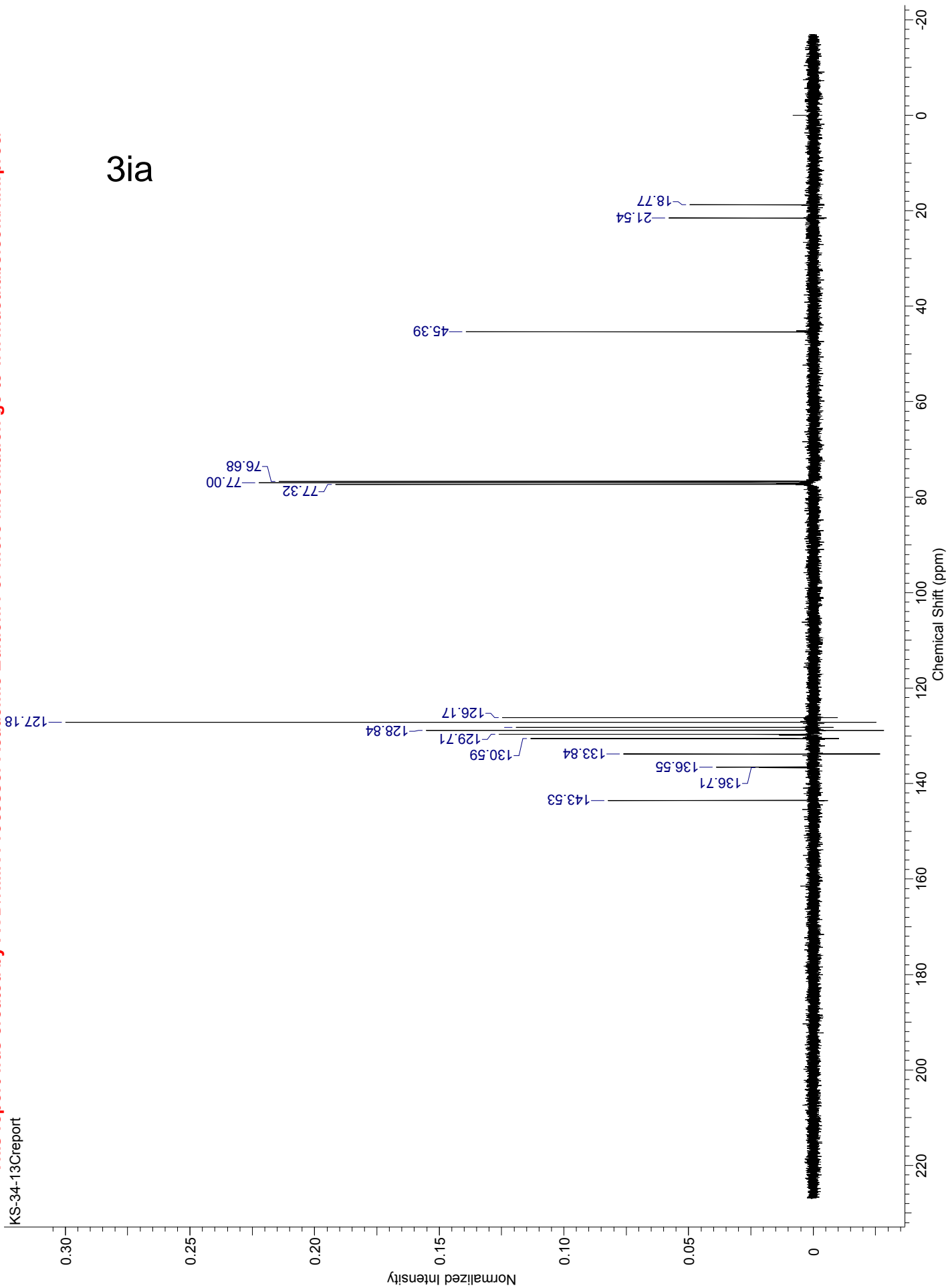
KS-34-1Hreport

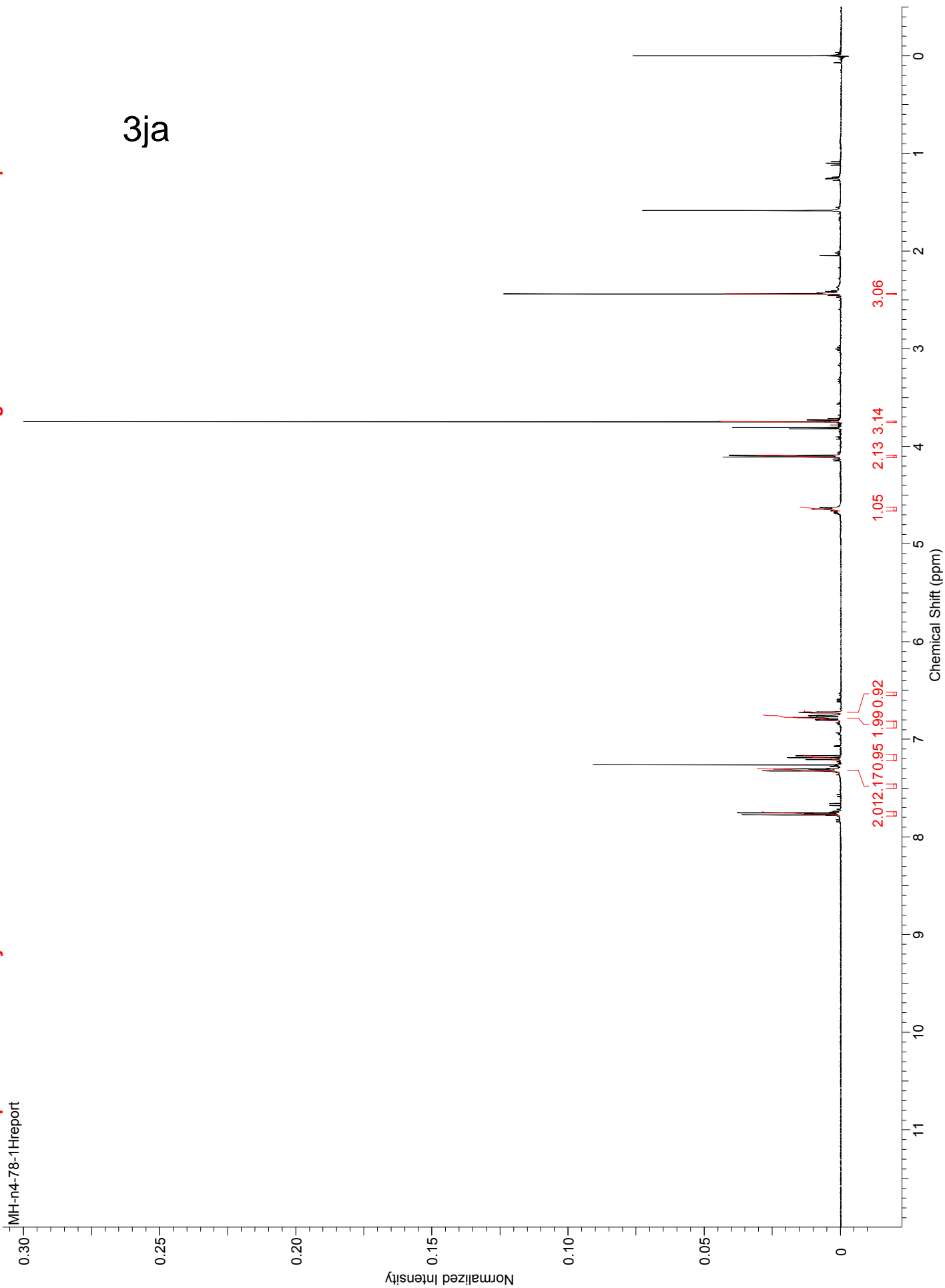
3ia

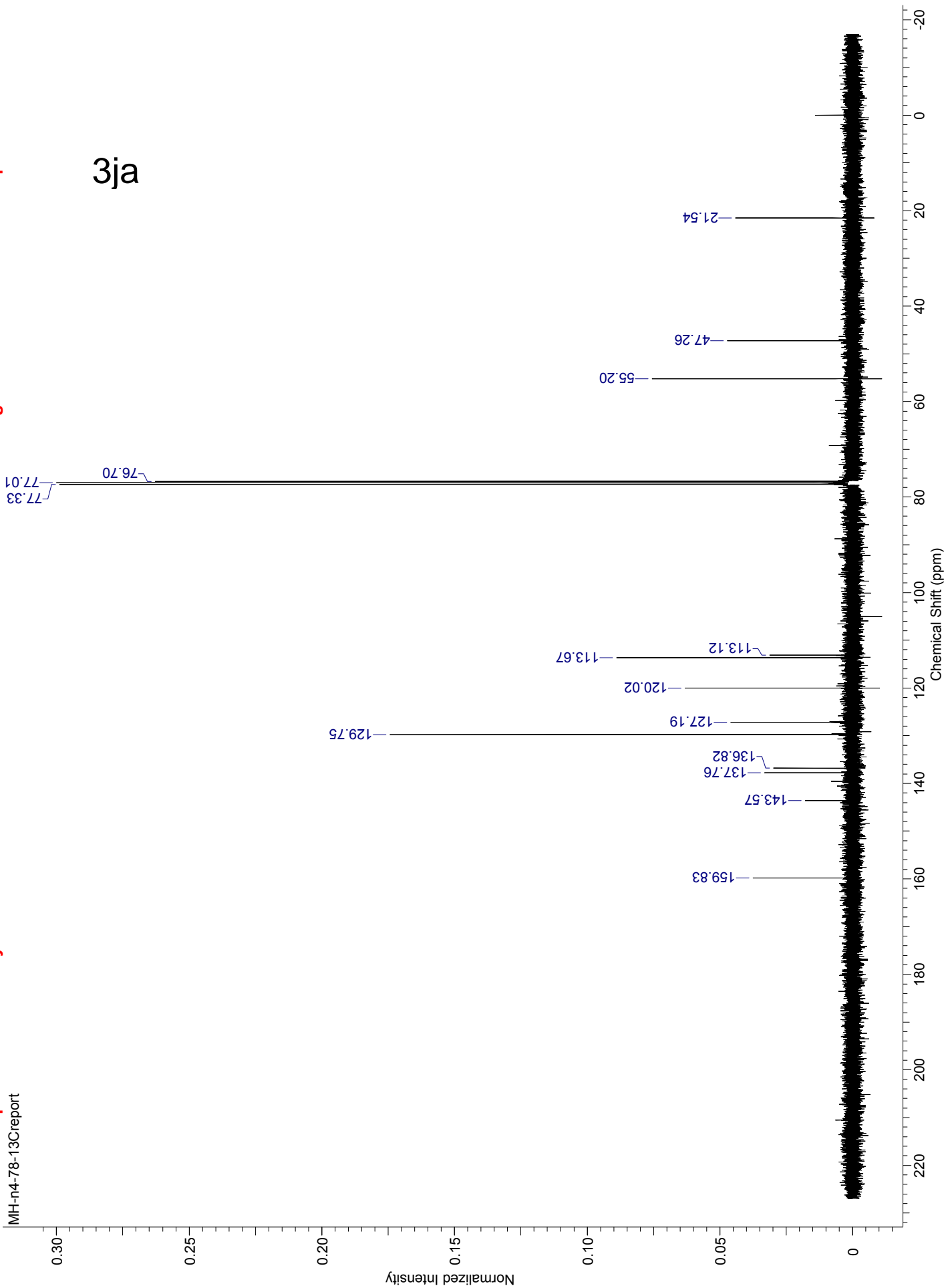


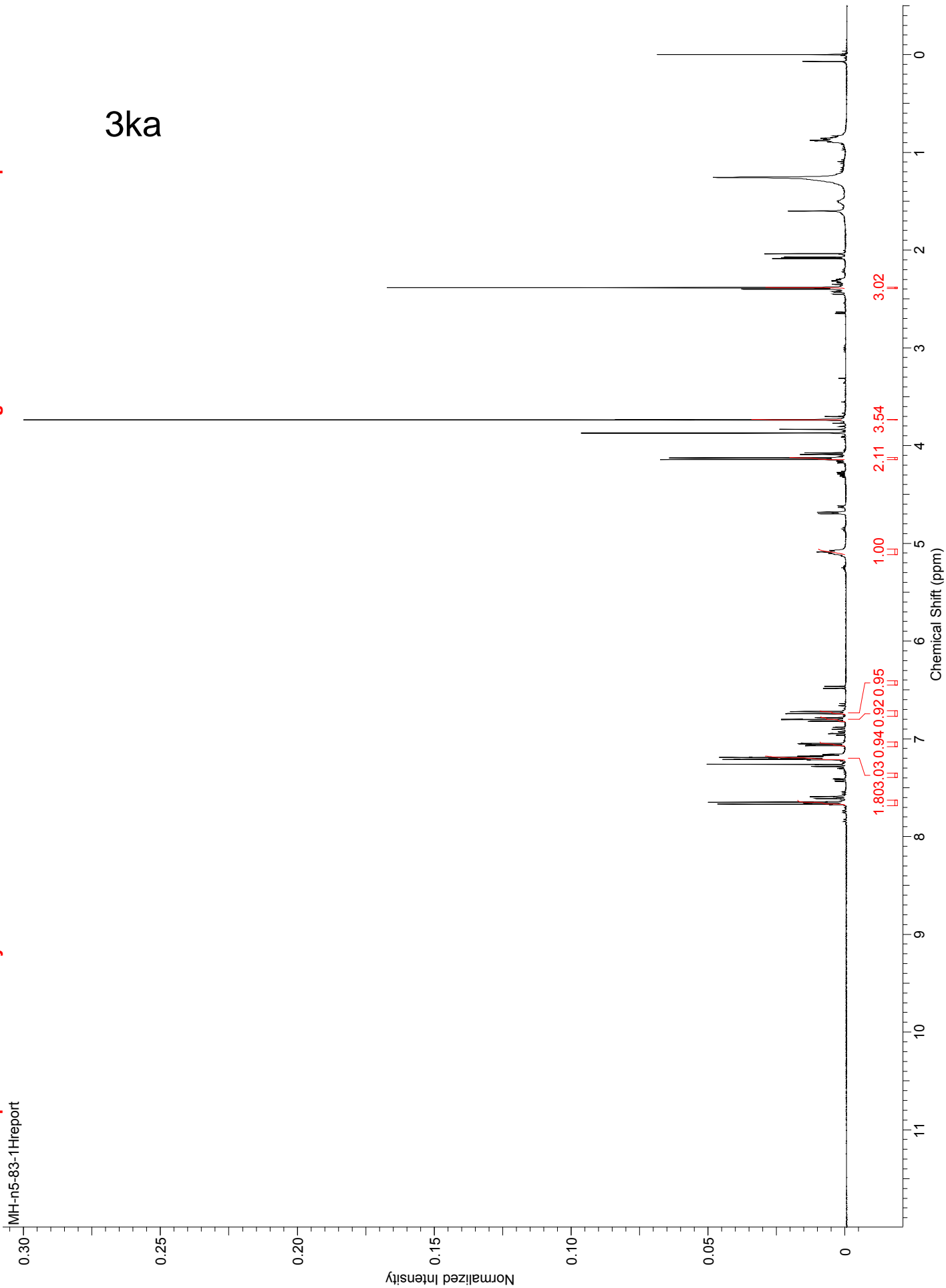
KS-34-13Creport

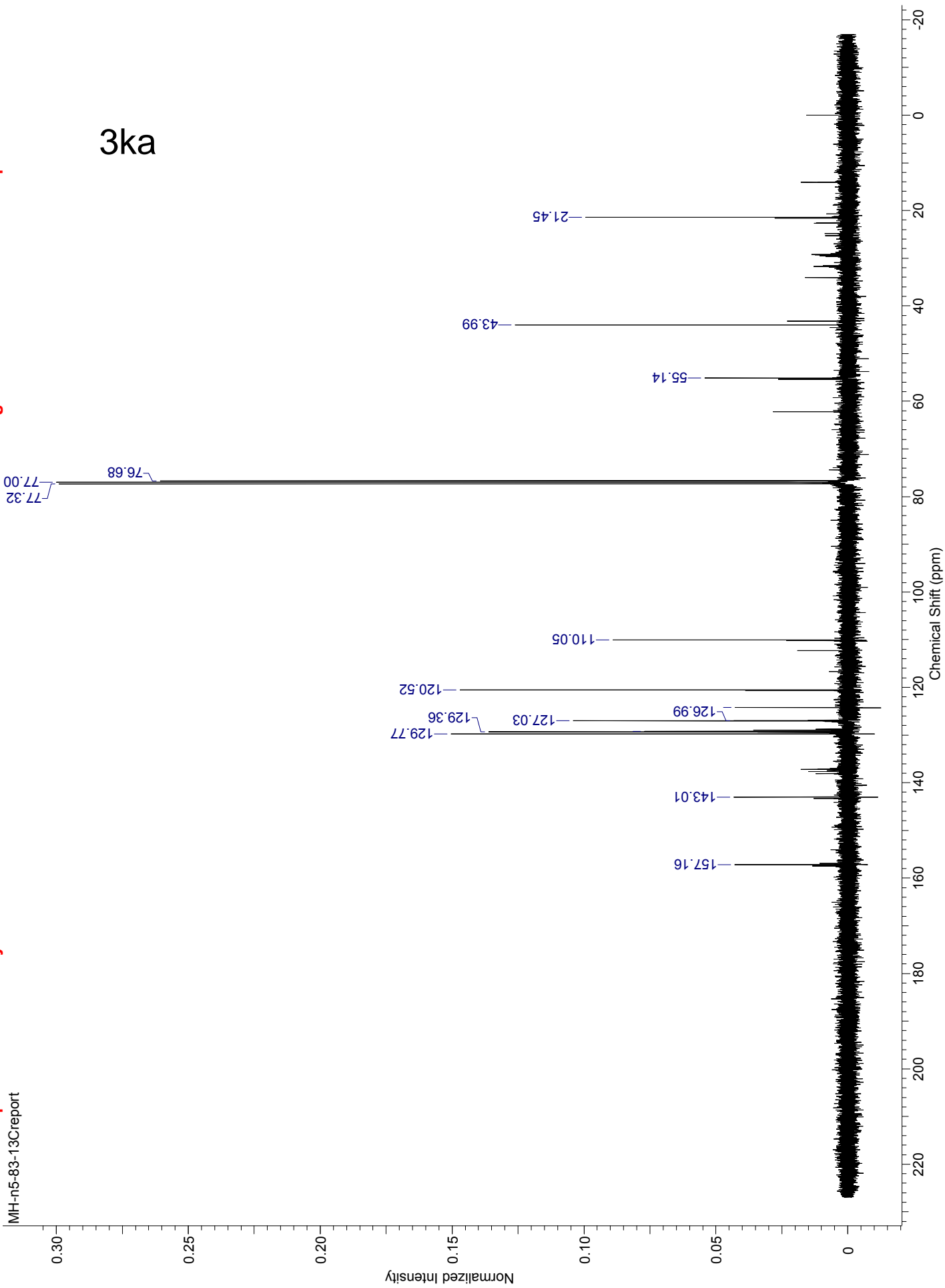
3ia

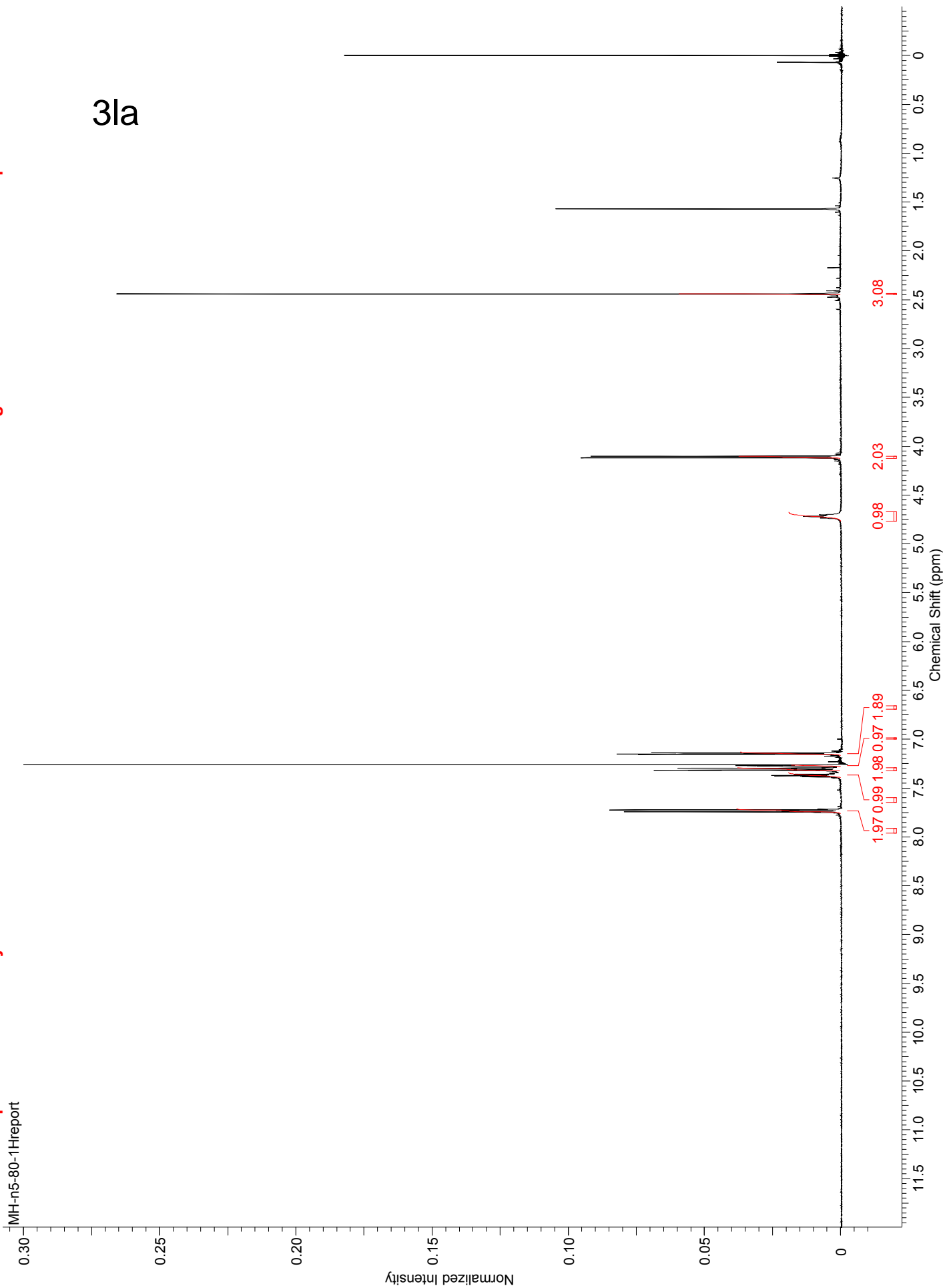


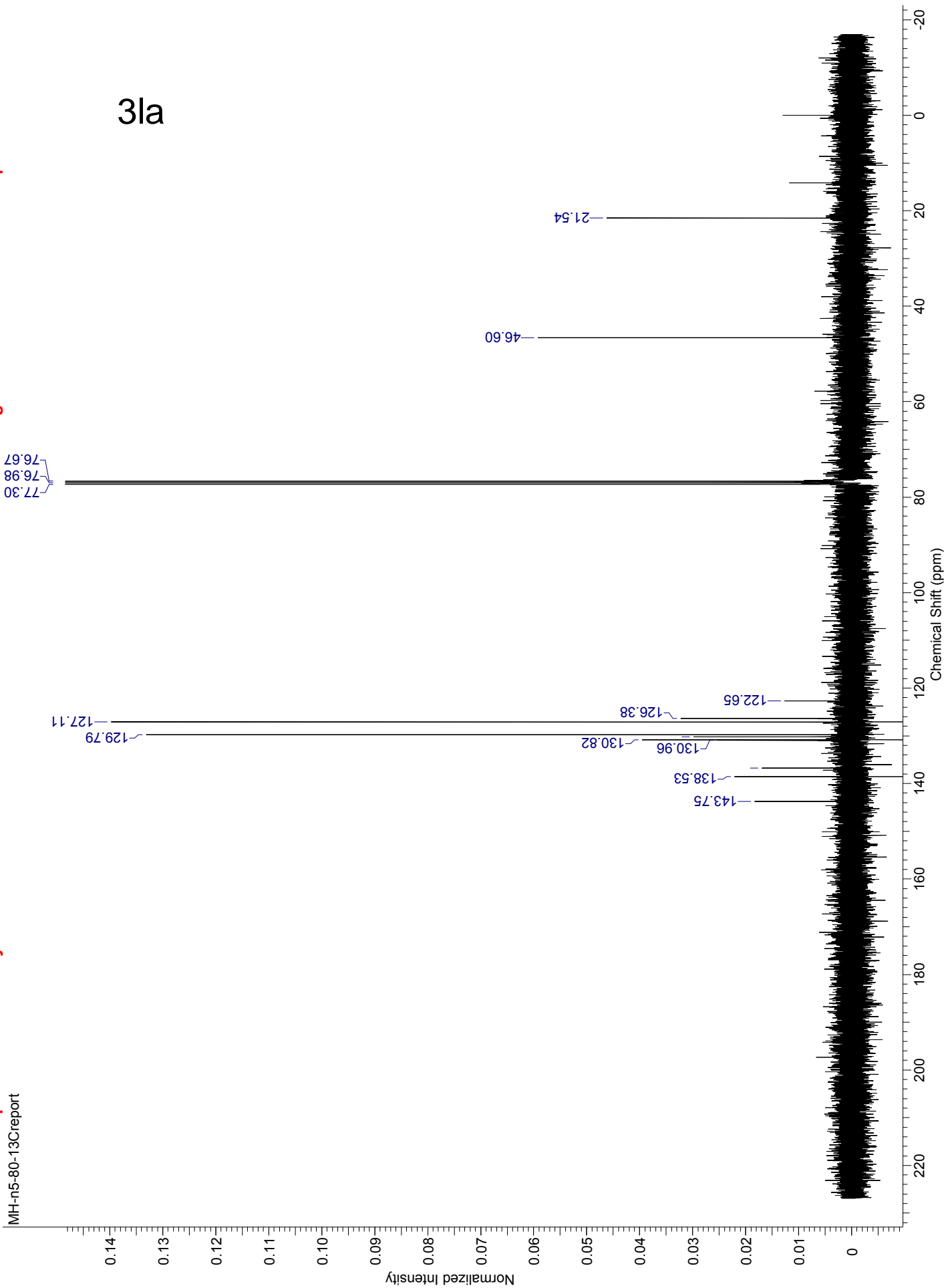


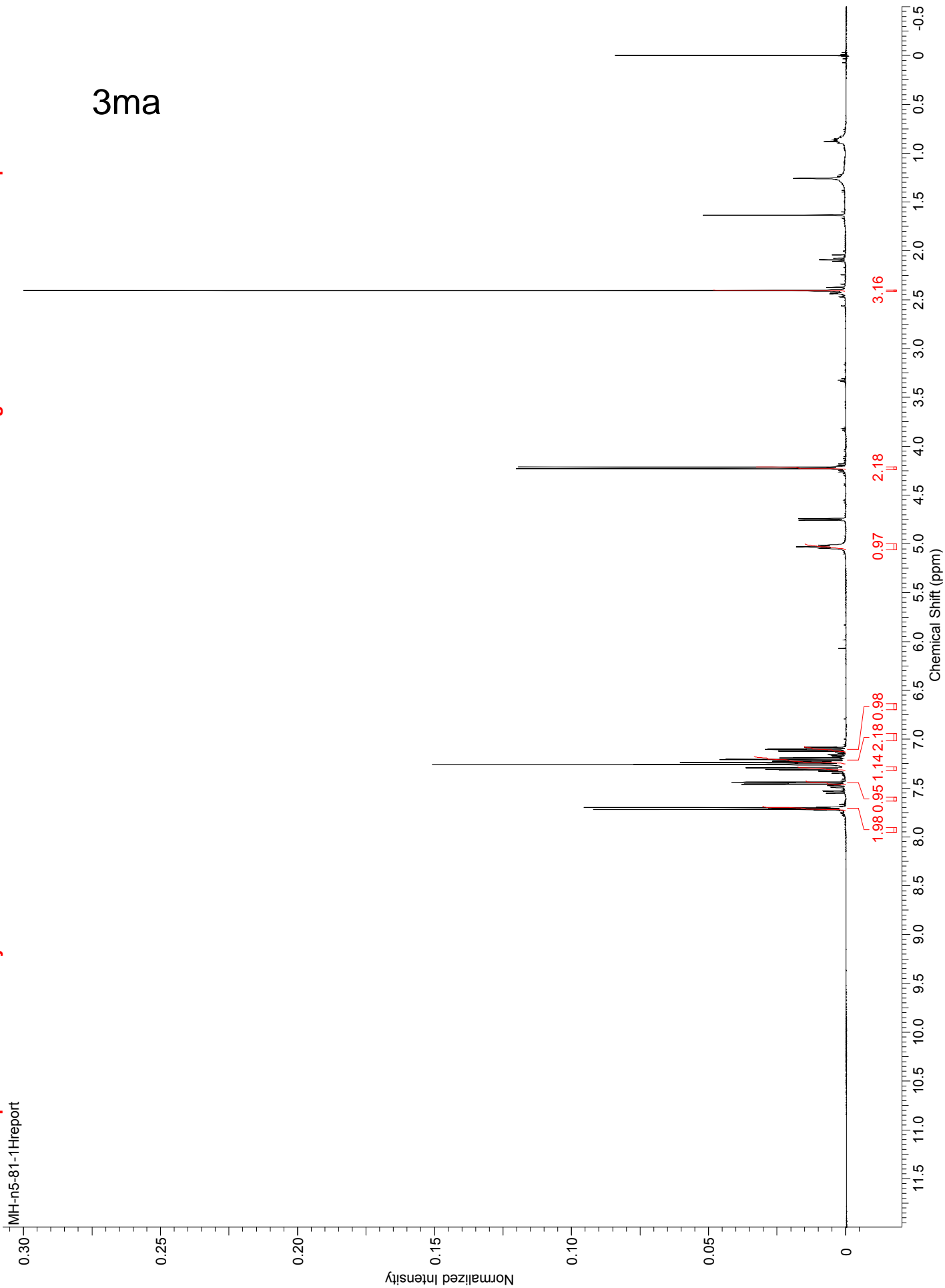




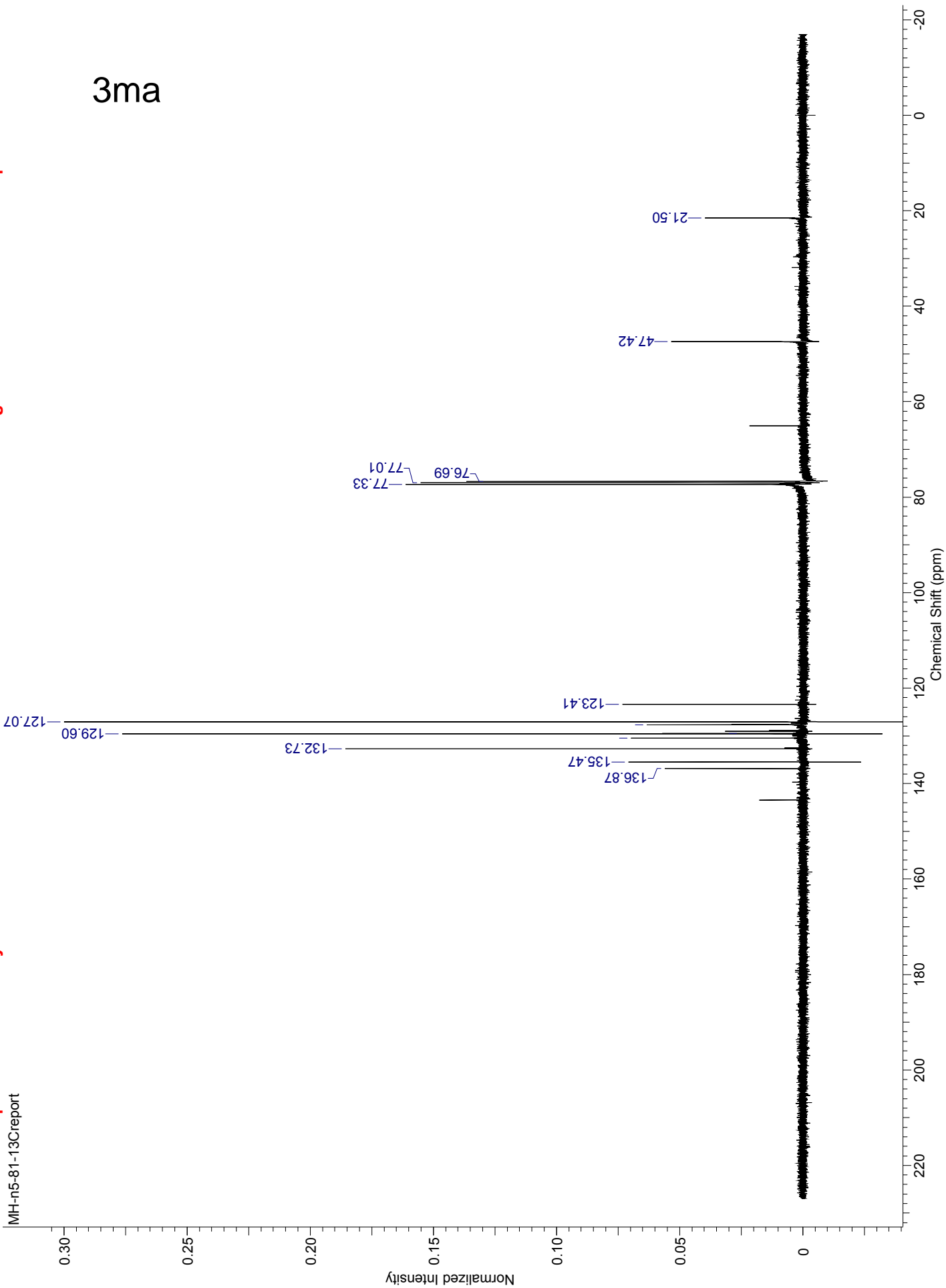




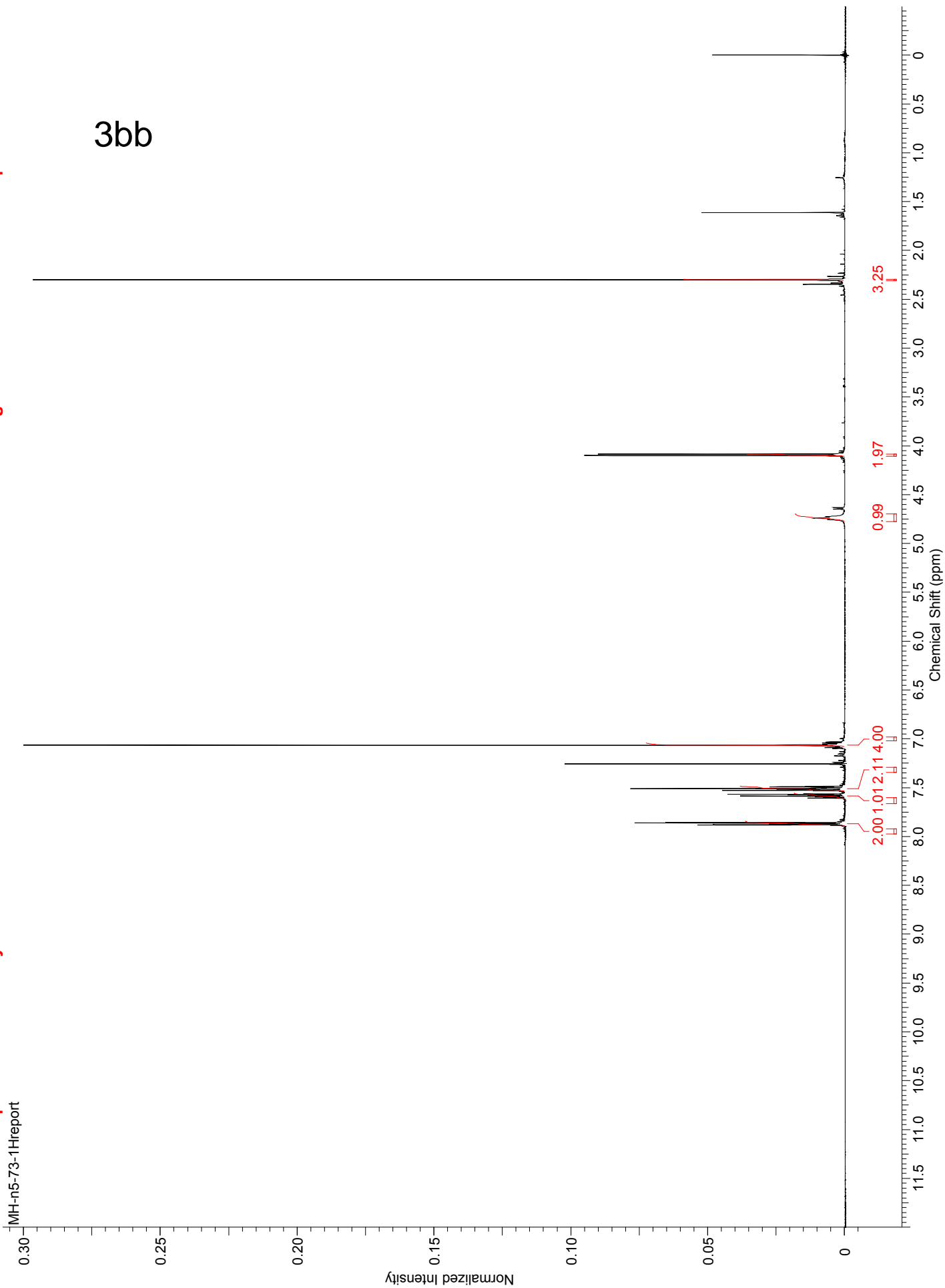


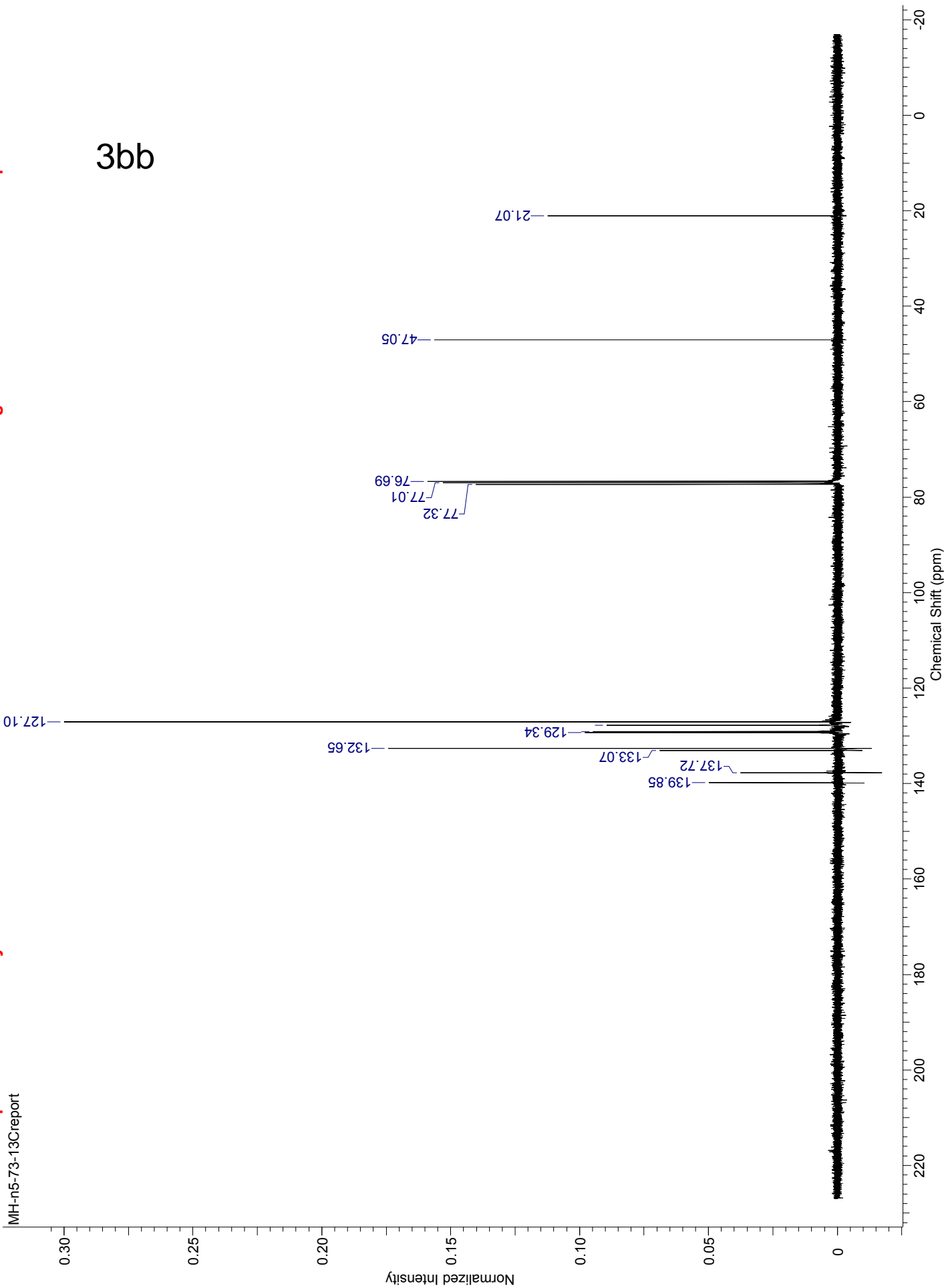


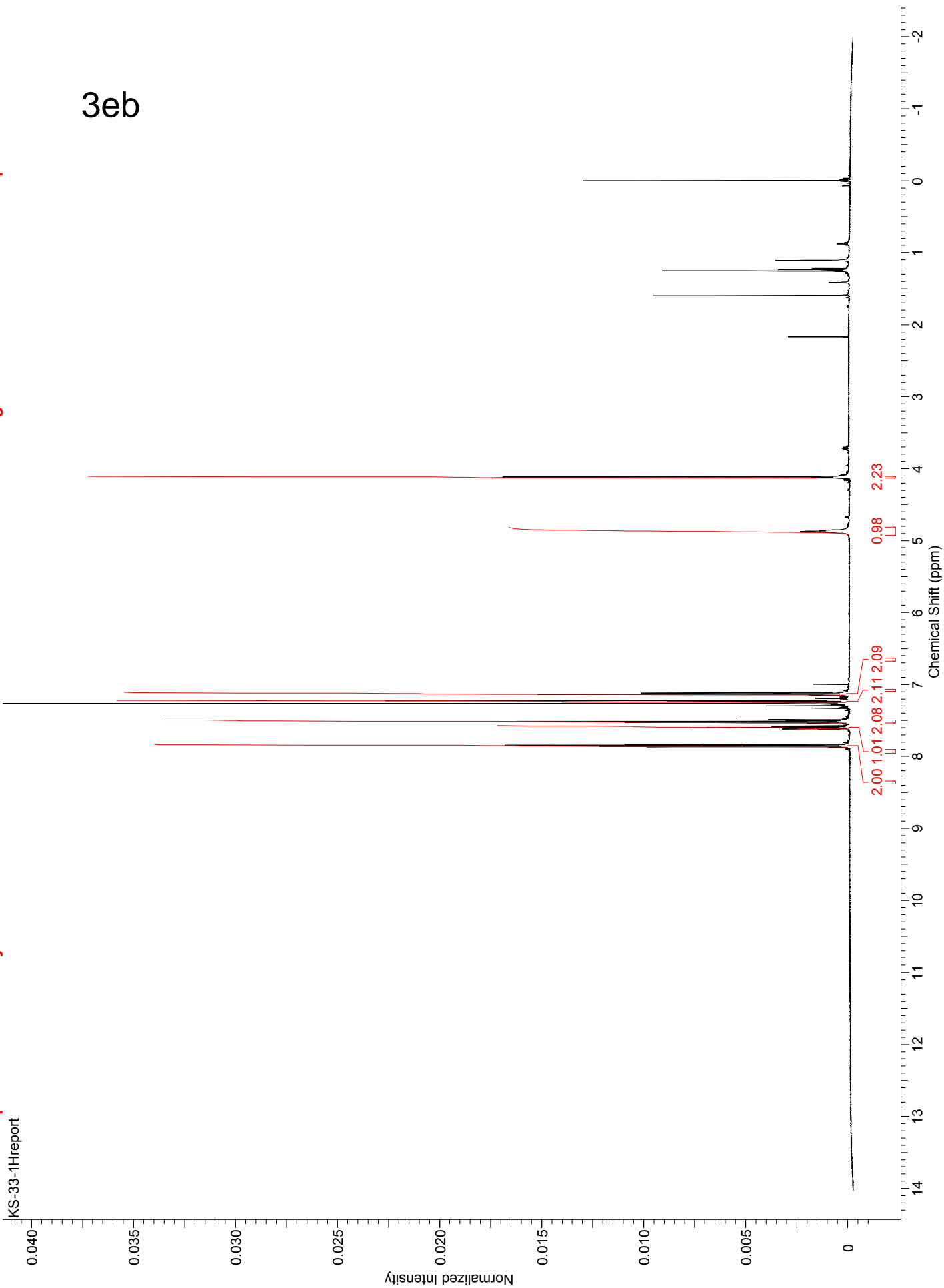
This report was created by ACD/NMR Processor Academic Edition. For more information go to www.acdlabs.com/nmrproc/



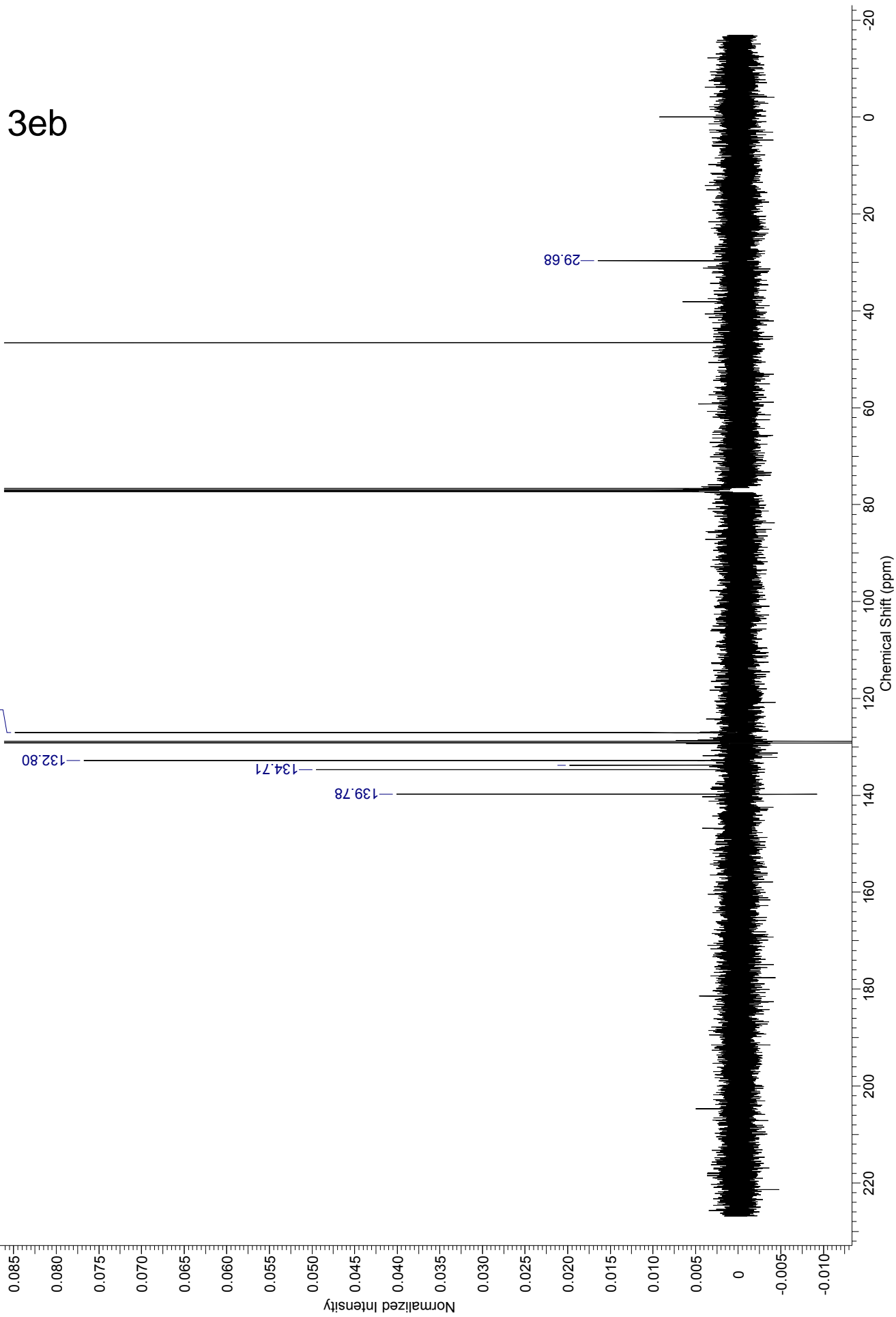
This report was created by ACD/NMR Processor Academic Edition. For more information go to www.acdlabs.com/nmrproc/

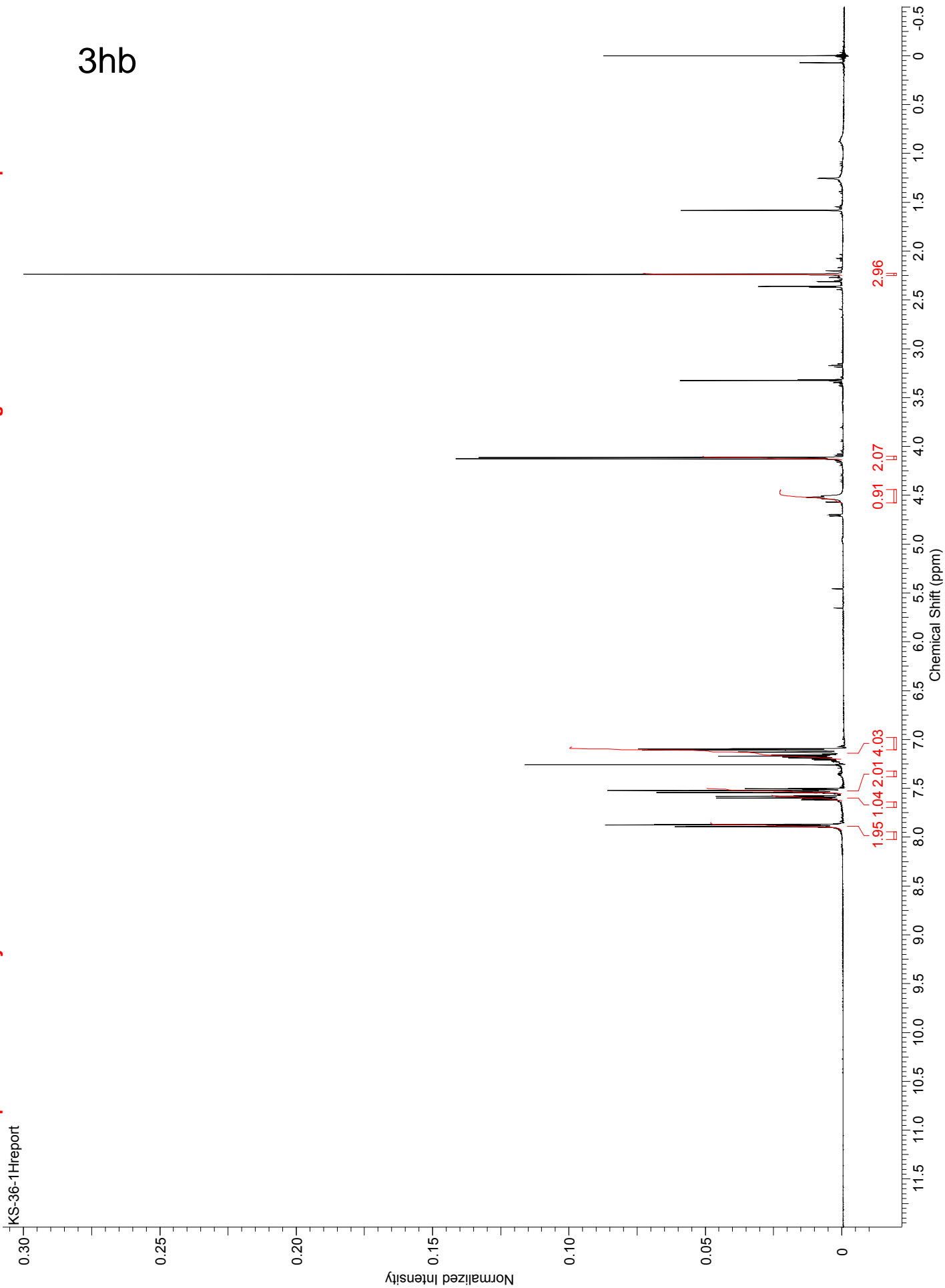






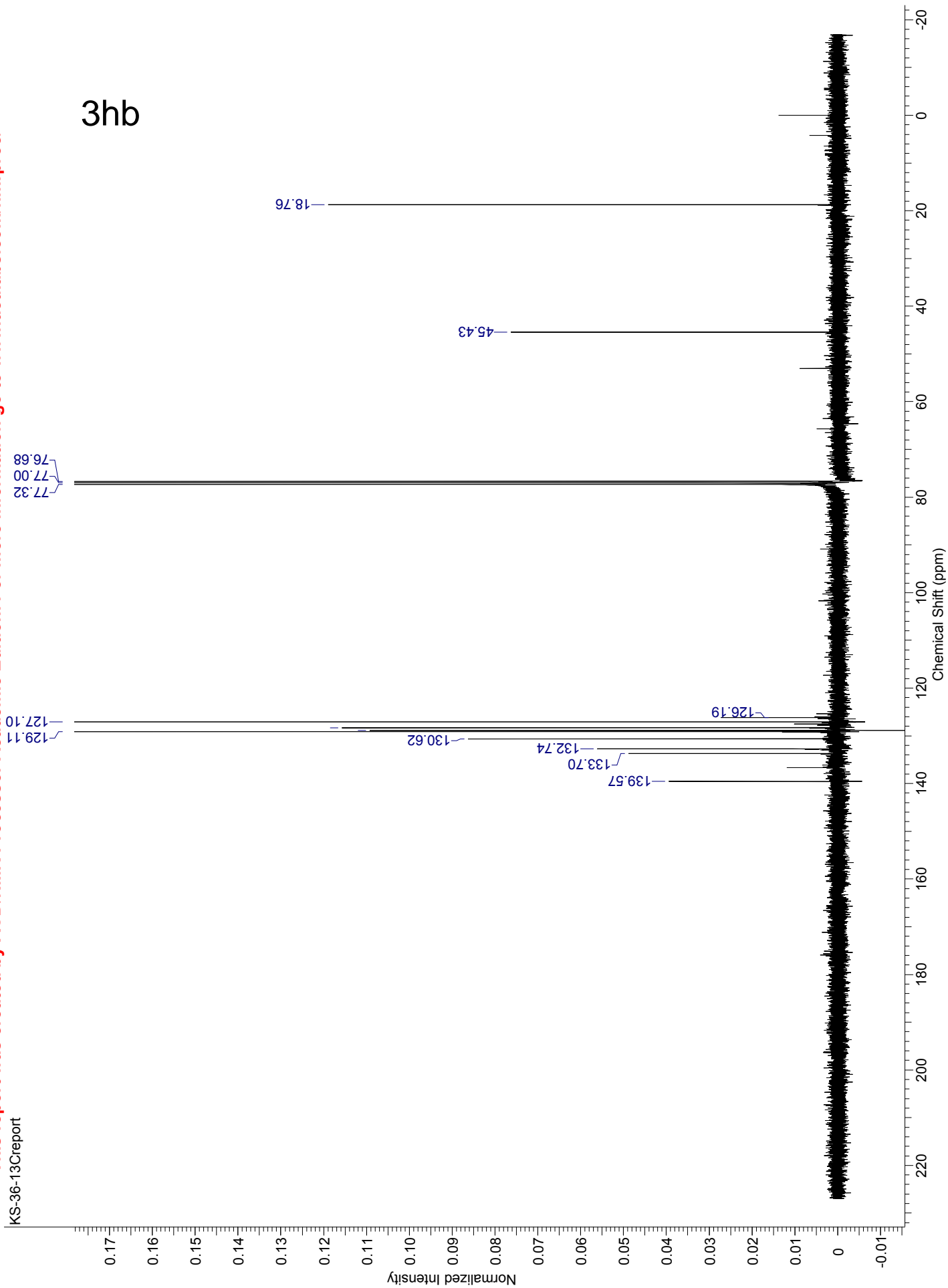
KS-33-13Creport

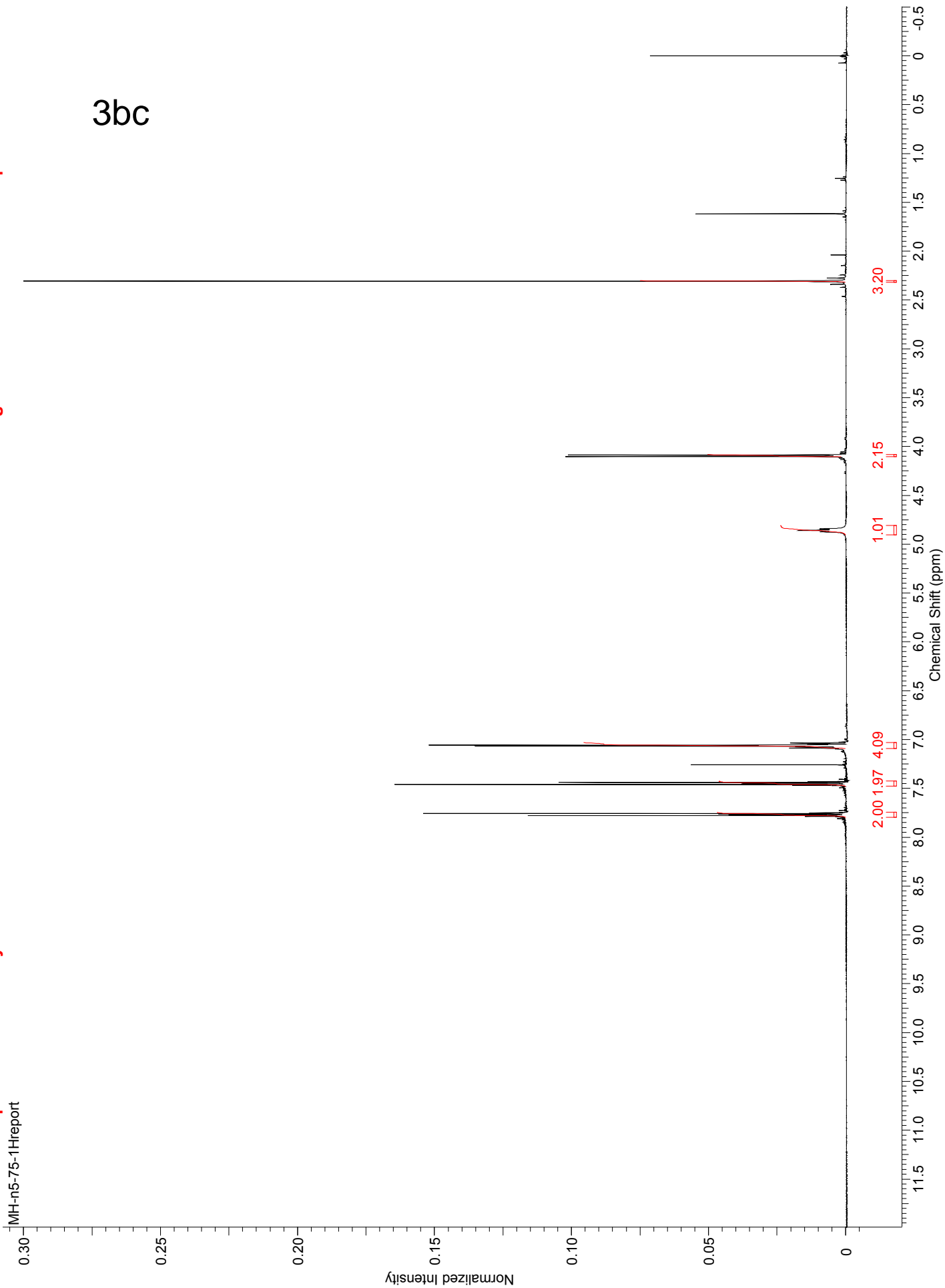




KS-36-13Creport

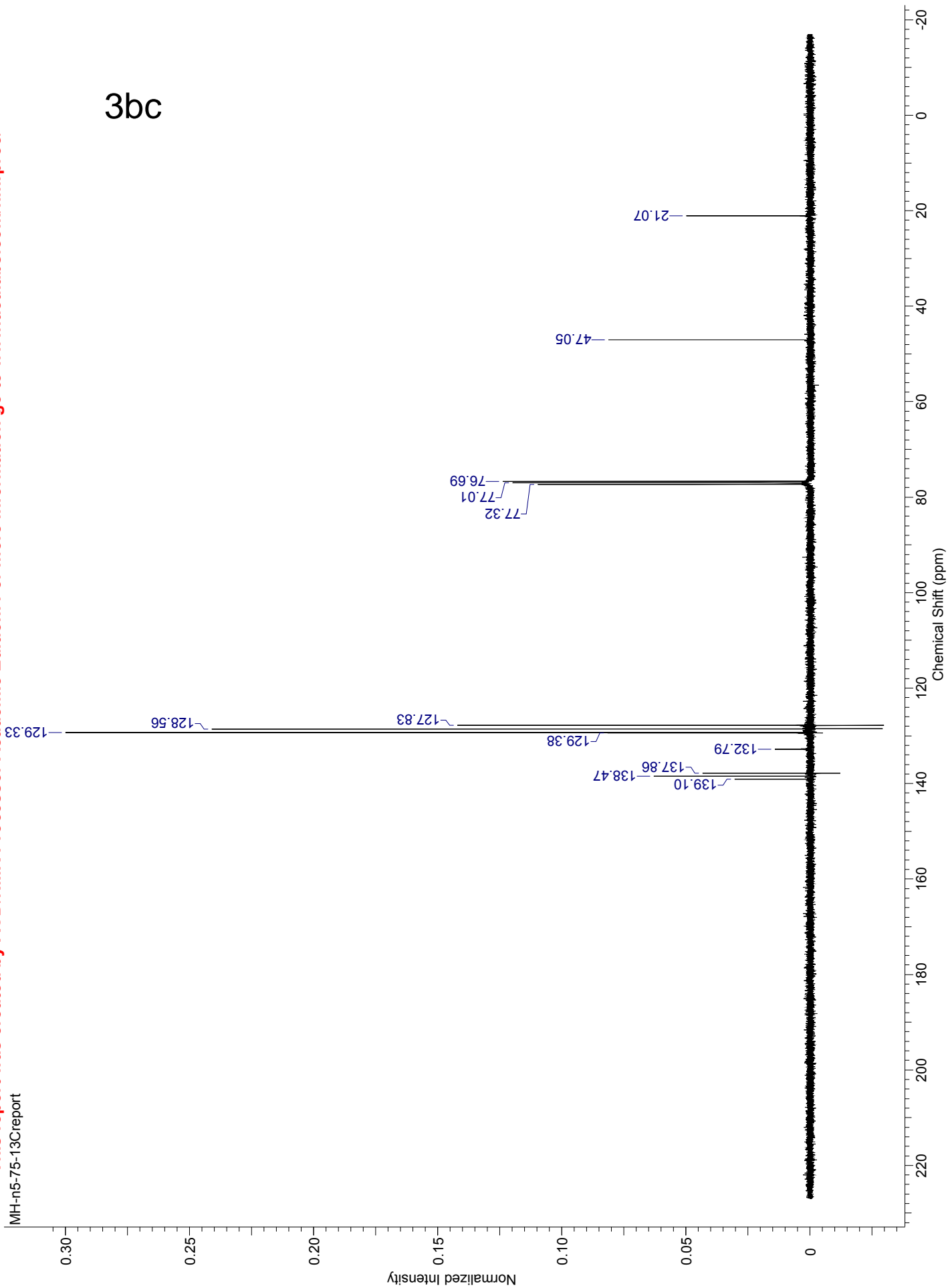
3hb

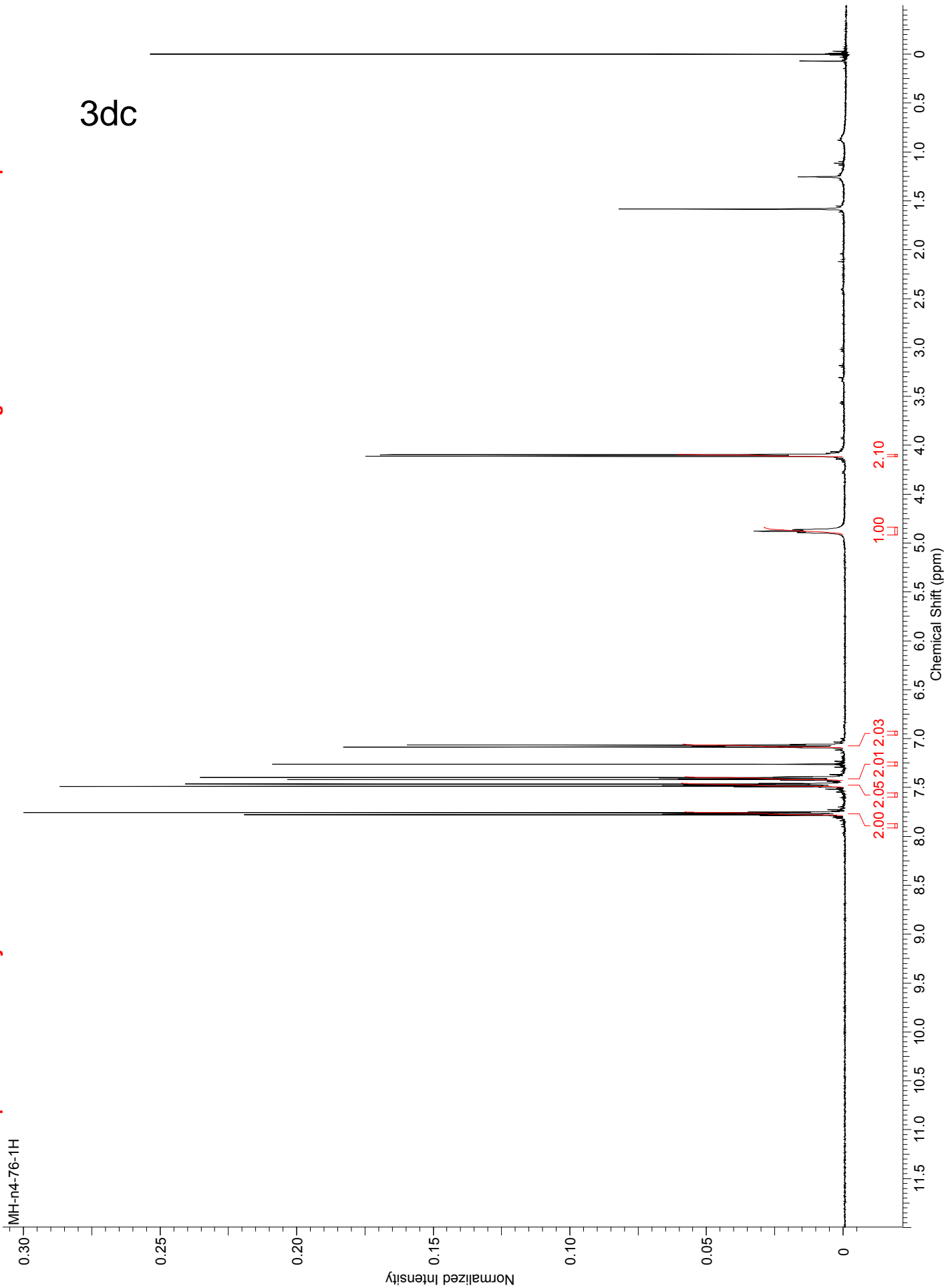




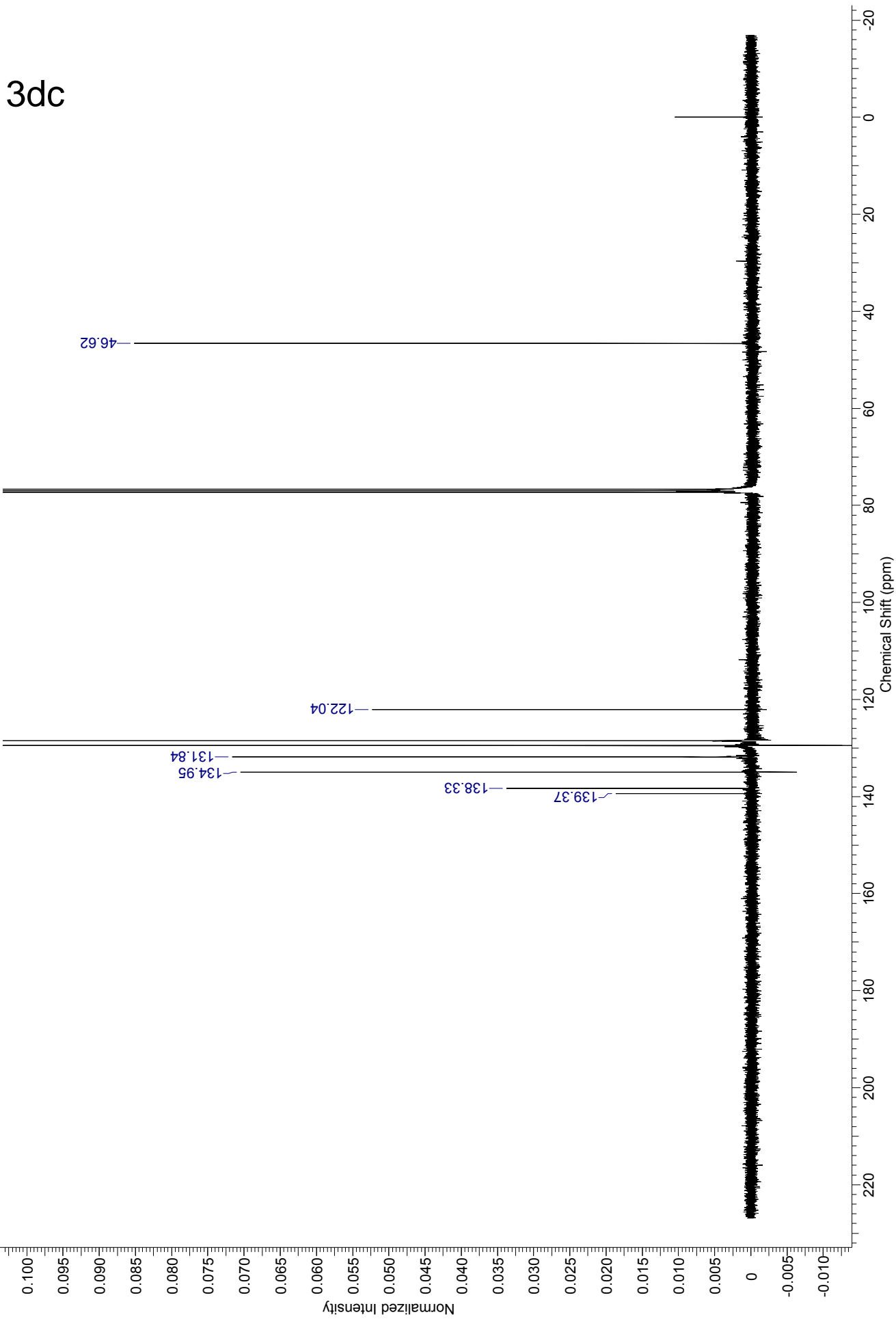
MH-n5-75-13Creport

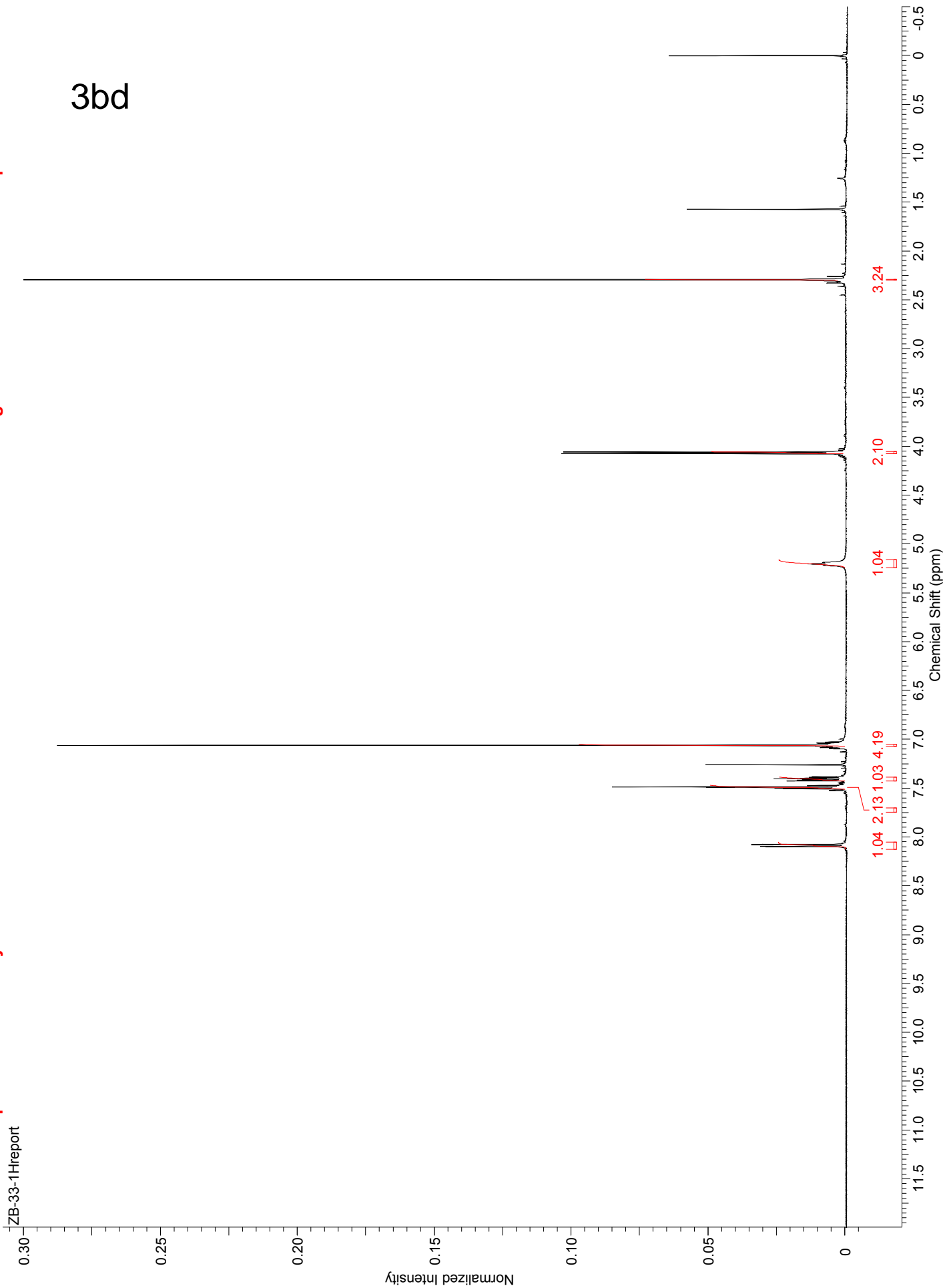
3bc

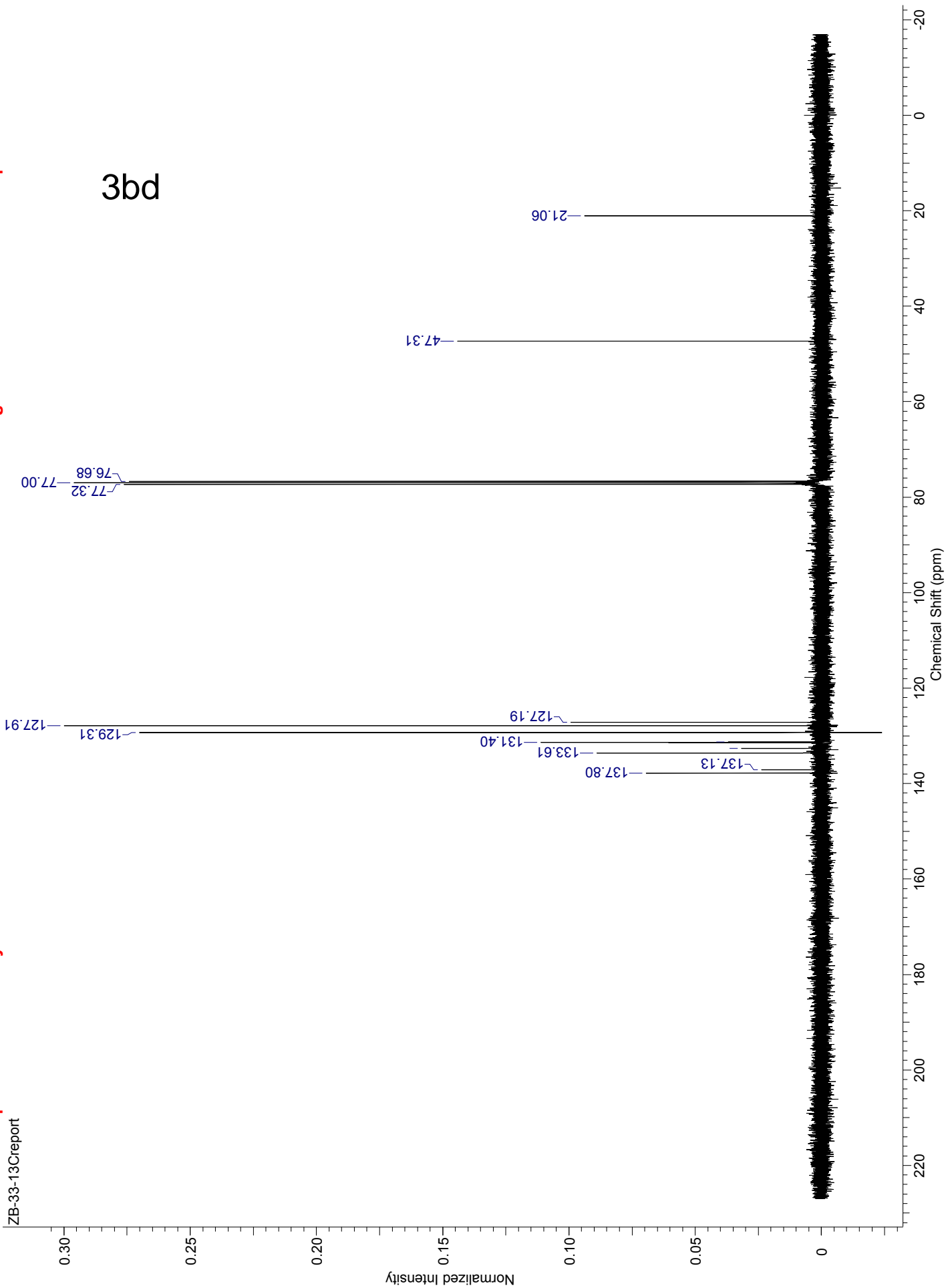


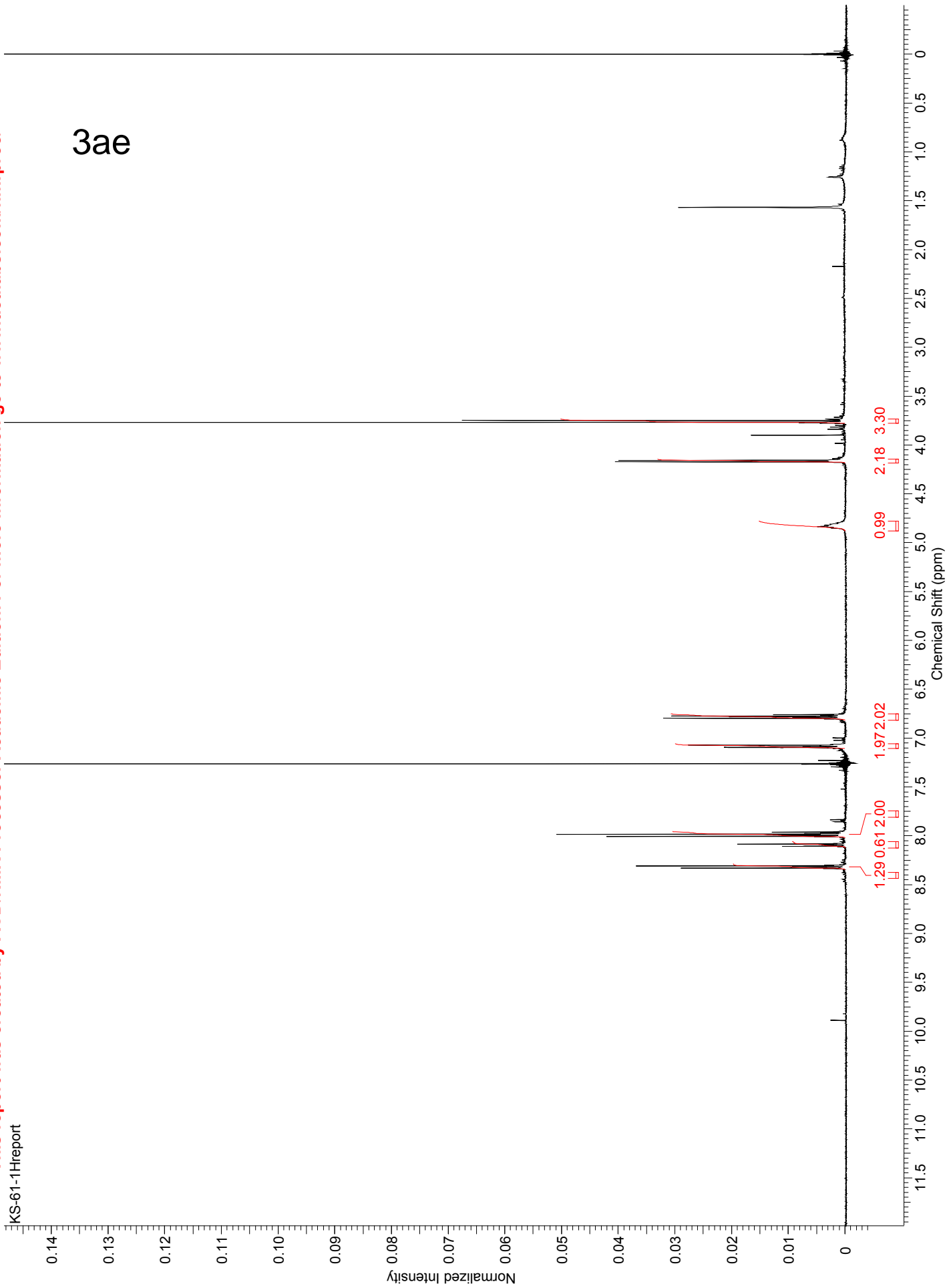


MH-n4-76-13C



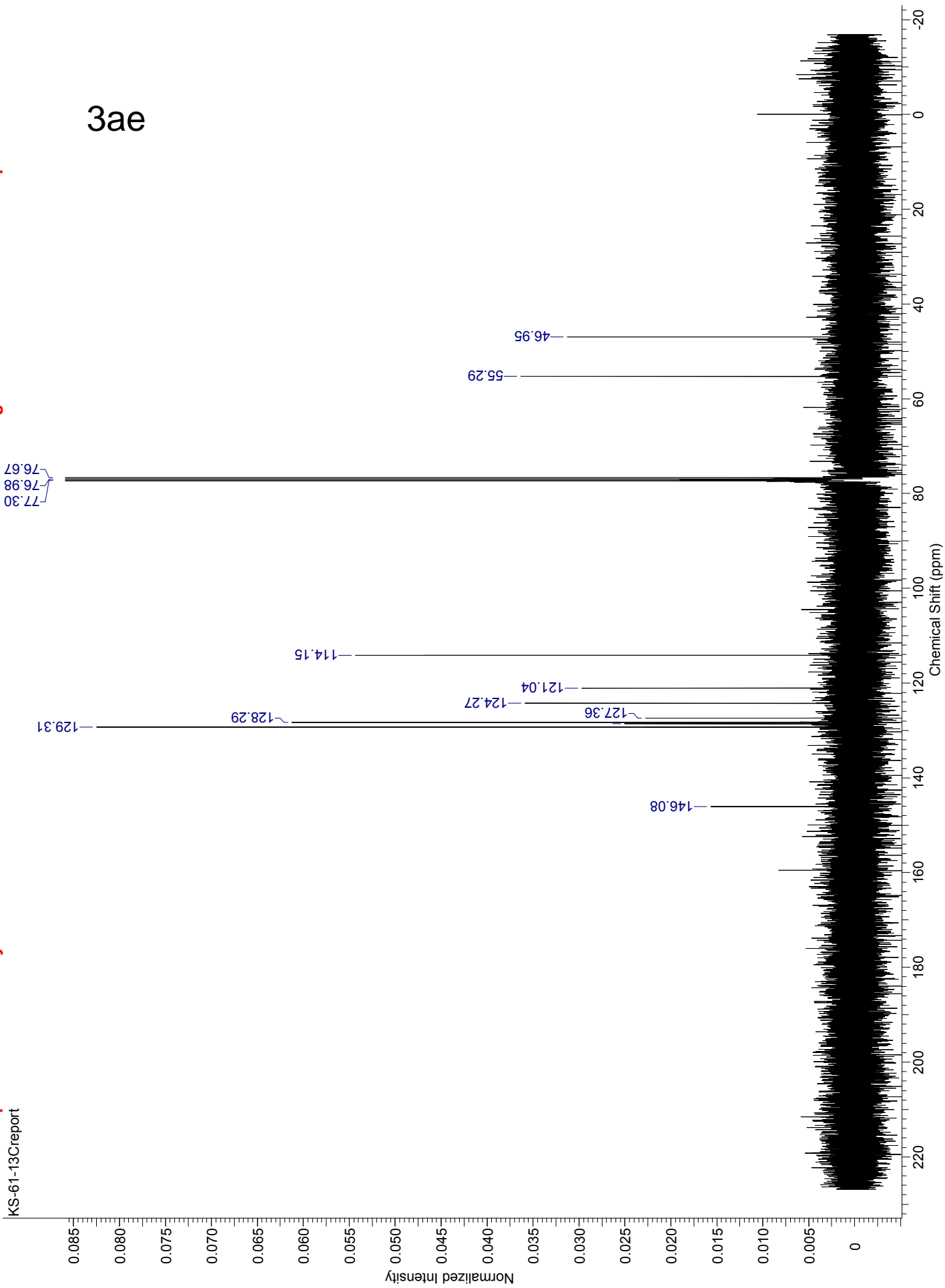


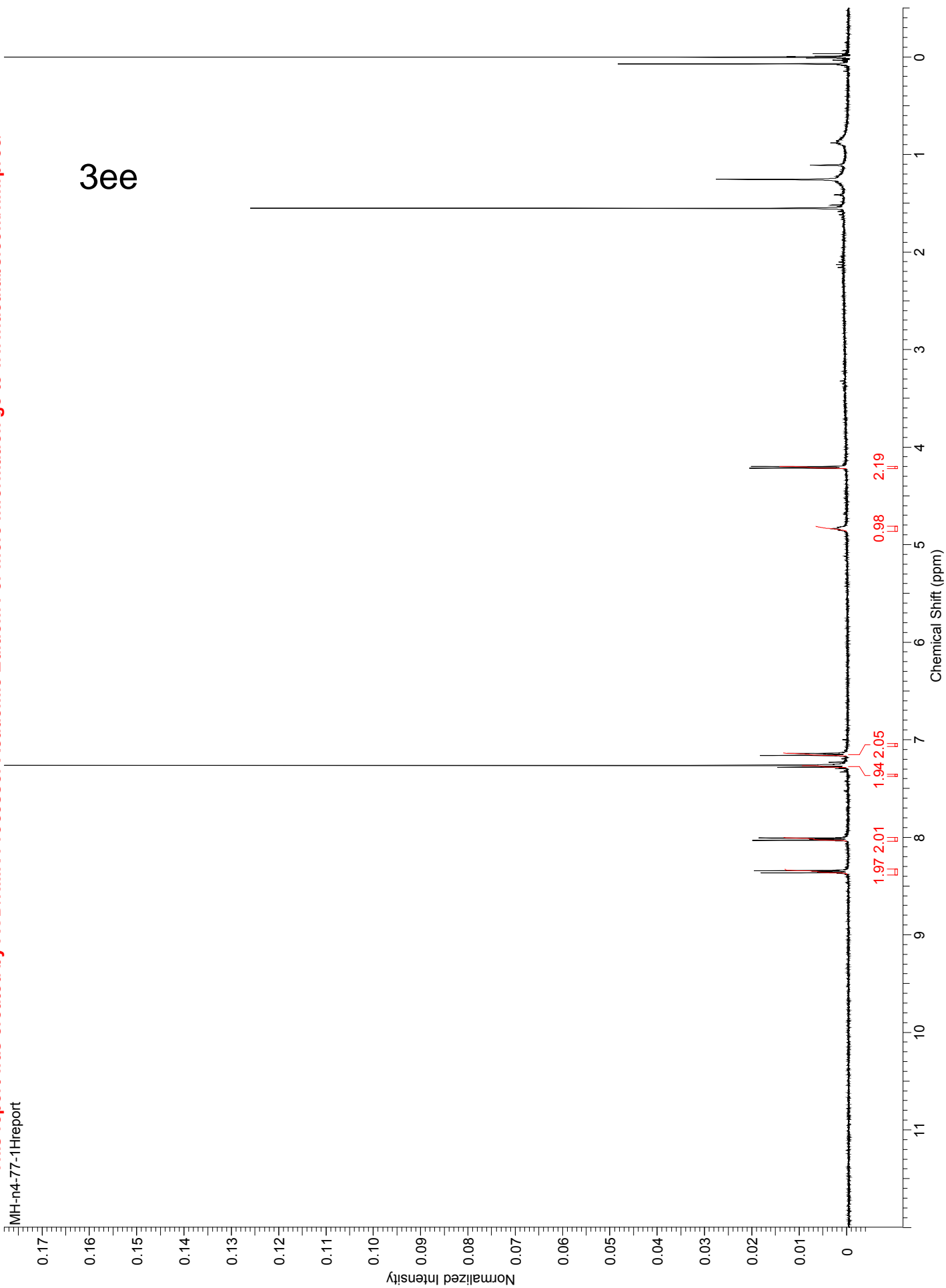




KS-61-13Creport


3ae

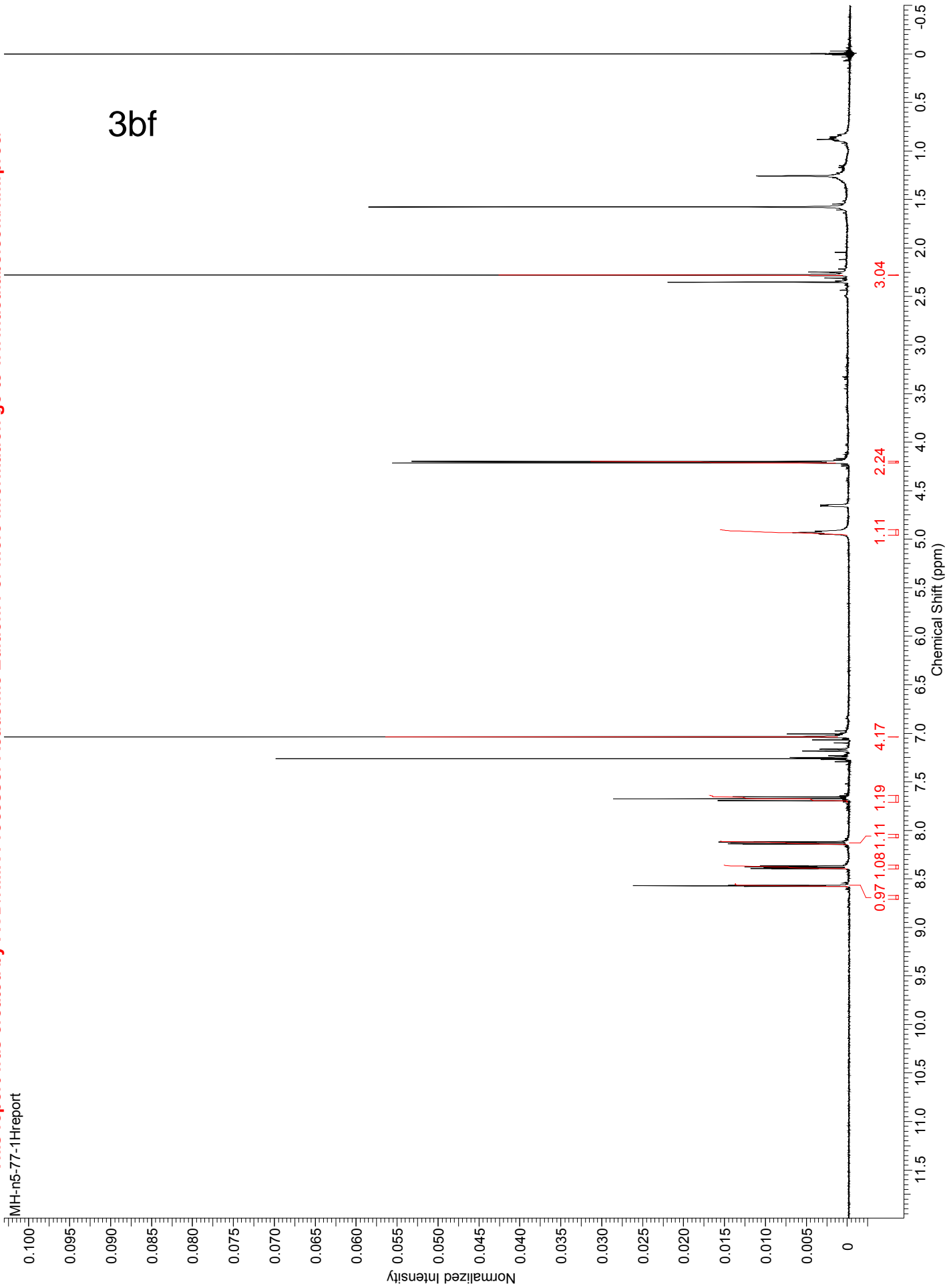




MH-n4-77-13Creport1

3ee





MH-n5-77-13Creport

3bf

