

Selective recovery of zinc from metallurgical waste materials from processing zinc and lead ores

Wojciech Hyk ^{1,2,*}, Konrad Kitka ^{1,2} and Dariusz Rudnicki ³

¹ Faculty of Chemistry, University of Warsaw, Pasteura 1, PL-02-093 Warsaw, Poland

² Faculty of Chemistry, Biological and Chemical Research Center, University of Warsaw, Żwirki i Wigury 101, PL-02-089 Warsaw, Poland

³ Greenmet Technology Ltd., Chełmońskiego 67, PL-96-321 Żelechów, Poland

* Correspondence: wojhyk@chem.uw.edu.pl; Tel.: +48-22 5526359

$[\text{SO}_3^{2-}]_{\text{TOT}} = 10.00 \text{ mM}$

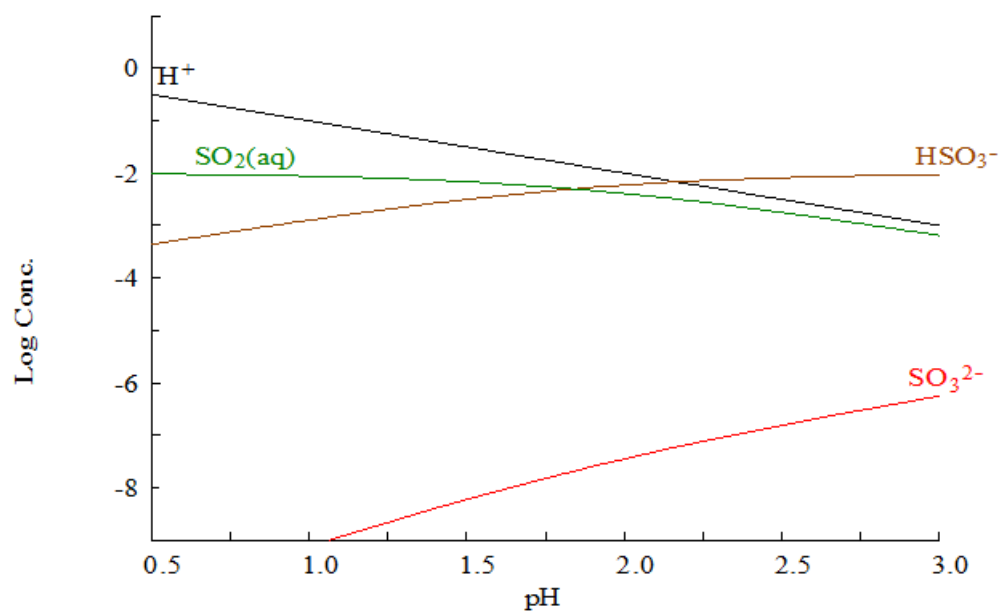


Figure S1. Chemical equilibrium diagram for 10 mM SO₃²⁻ in a function of the solution pH.

$[\text{Zn}^{2+}]_{\text{TOT}} = 10.00 \text{ mM}$

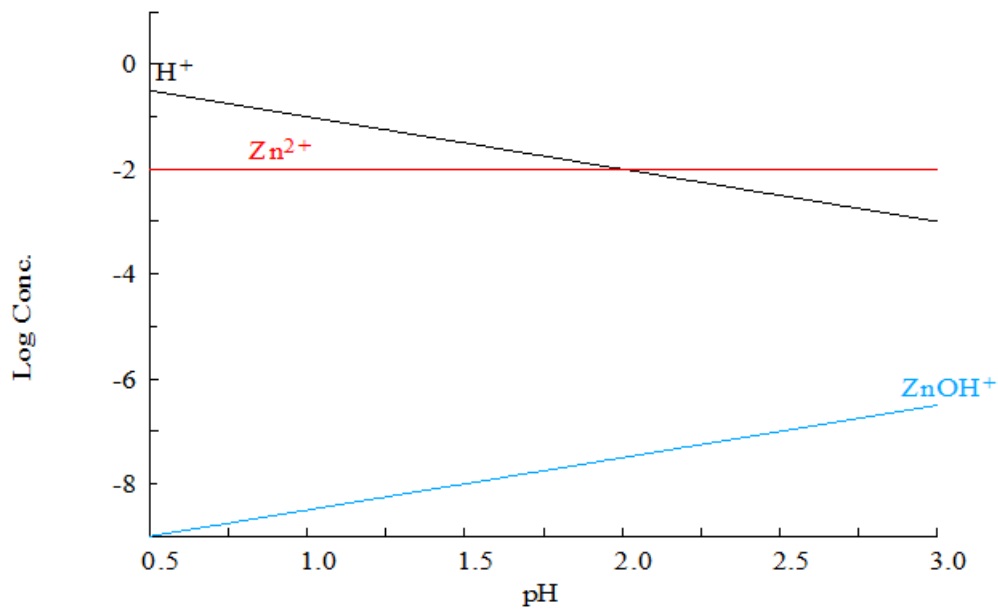


Figure S2. Chemical equilibrium diagram for 10 mM Zn²⁺ in a function of the solution pH.

$[\text{Fe}^{3+}]_{\text{TOT}} = 10.00 \text{ mM}$

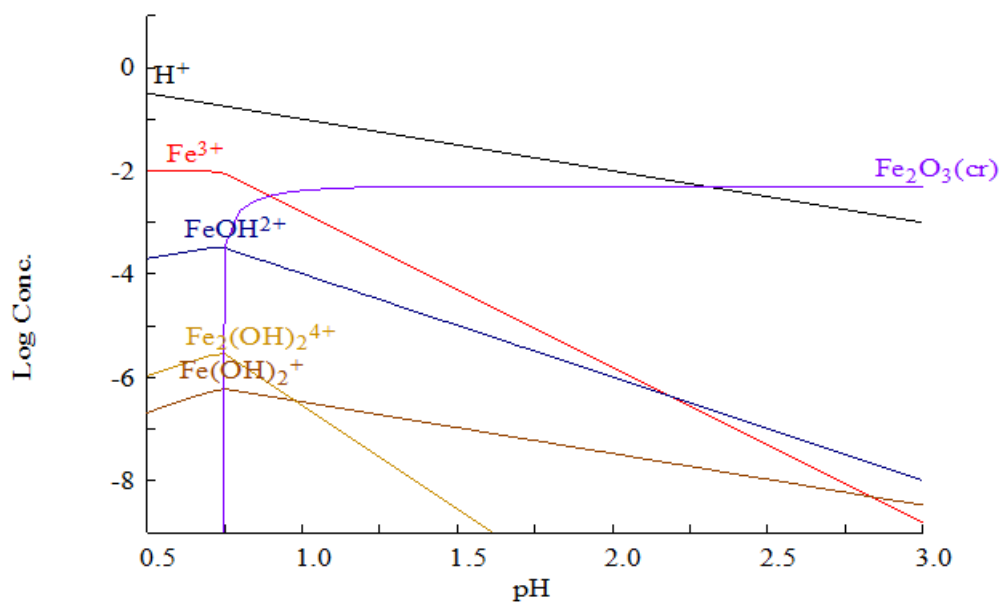


Figure S3. Chemical equilibrium diagram for 10 mM Fe³⁺ in a function of the solution pH.

$[\text{Ca}^{2+}]_{\text{TOT}} = 10.00 \text{ mM}$

$[\text{SO}_3^{2-}]_{\text{TOT}} = 10.00 \text{ mM}$

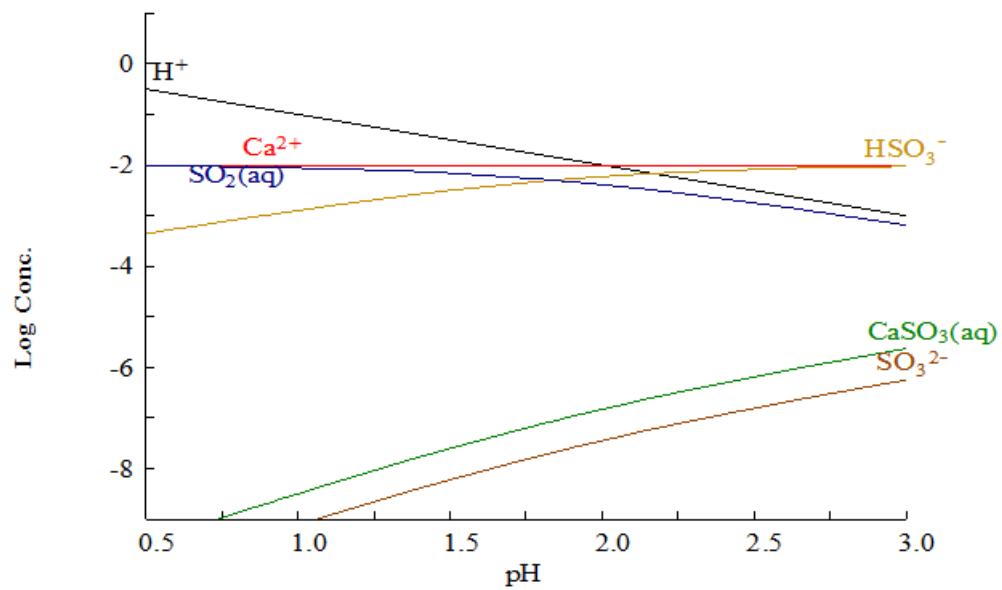


Figure S4. Chemical equilibrium diagram for 10 mM Ca^{2+} in a function of the solution pH.