

Synthesis and In Vitro Screening of Novel Heterocyclic β -D-Gluco- and β -D-Galactoconjugates as Butyrylcholinesterase Inhibitors

Krešimir Baumann ¹, Lorena Kordić ¹, Marko Močibob ¹, Goran Šinko ^{2,*} and Srđanka Tomić ¹

¹ Department of Chemistry, Faculty of Science, University of Zagreb, HR-10001 Zagreb, Croatia

² Biochemistry and Organic Analytical Chemistry Unit, Institute for Medical Research and Occupational Health, POB 291, HR-10001 Zagreb, Croatia

* Correspondence: gsinko@imi.hr; Tel.: +385-1-4682-500

Content

S1. ESI-MS, ¹H and ¹³C NMR spectra of active compounds	2
<i>N1</i> -[2-(β -D-glucopyranozyloxy)ethyl]benzimidazole (5)	2
<i>N1</i> -benzyl- <i>N3</i> -[2-(β -D-glucopyranozyloxy)ethyl]benzimidazolium bromide (7).....	3
<i>N1</i> -[2-(β -D-galactopyranozyloxy)ethyl]benzimidazole (12).....	5
<i>N1</i> -benzyl- <i>N3</i> -[2-(β -D-galactopyranozyloxy)ethyl]benzimidazolium bromide (14).....	6

S1. ESI-MS, ¹H and ¹³C NMR spectra of active compounds

*N*1-[2-(β-*D*-glucopyranosyloxy)ethyl]benzimidazole (5)

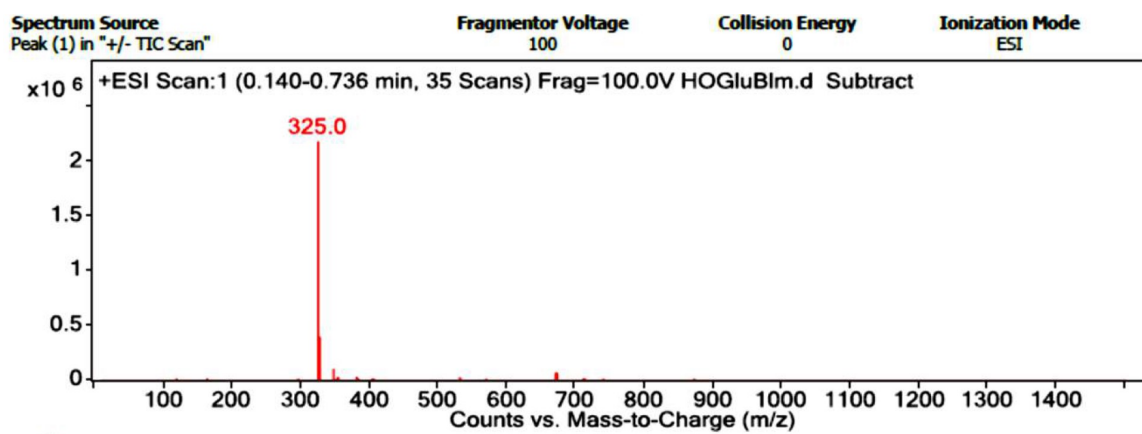


Figure S1. ESI-MS spectra of compound (5)

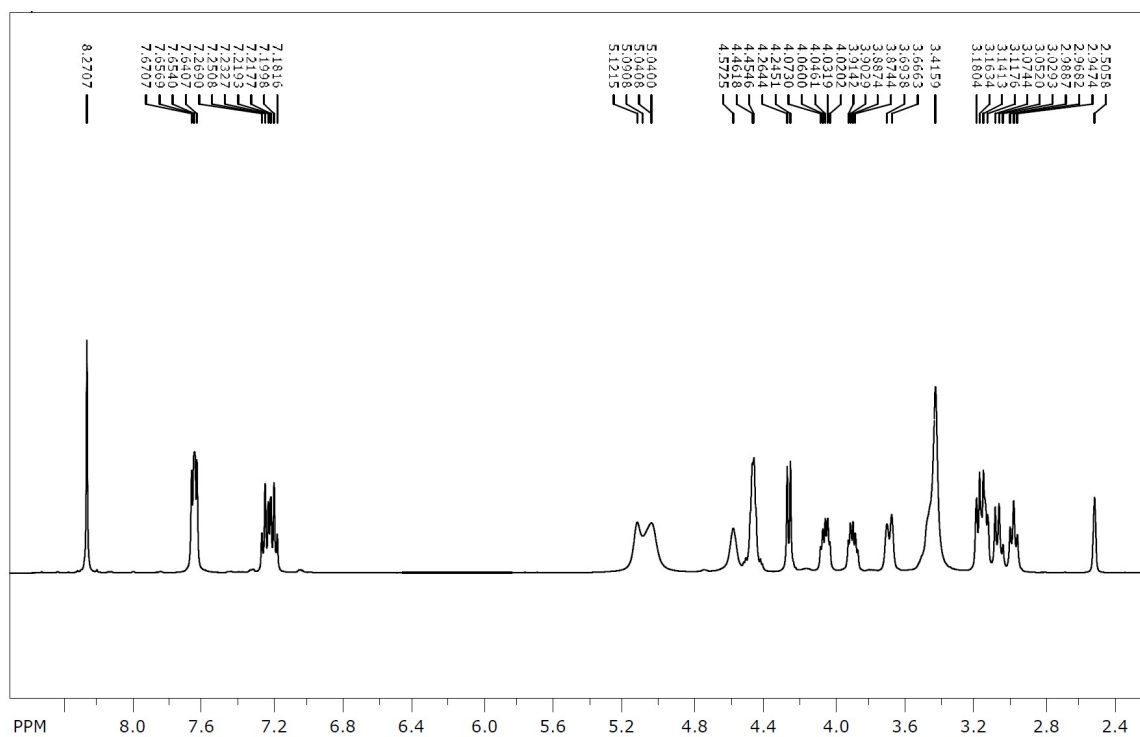


Figure S2. ¹H NMR spectra of compound (5)

Supplemental Material

Baumman et al., Synthesis and in vitro screening of novel heterocyclic β -D-gluco- and β -D-galactoconjugates as butyrylcholinesterase inhibitors

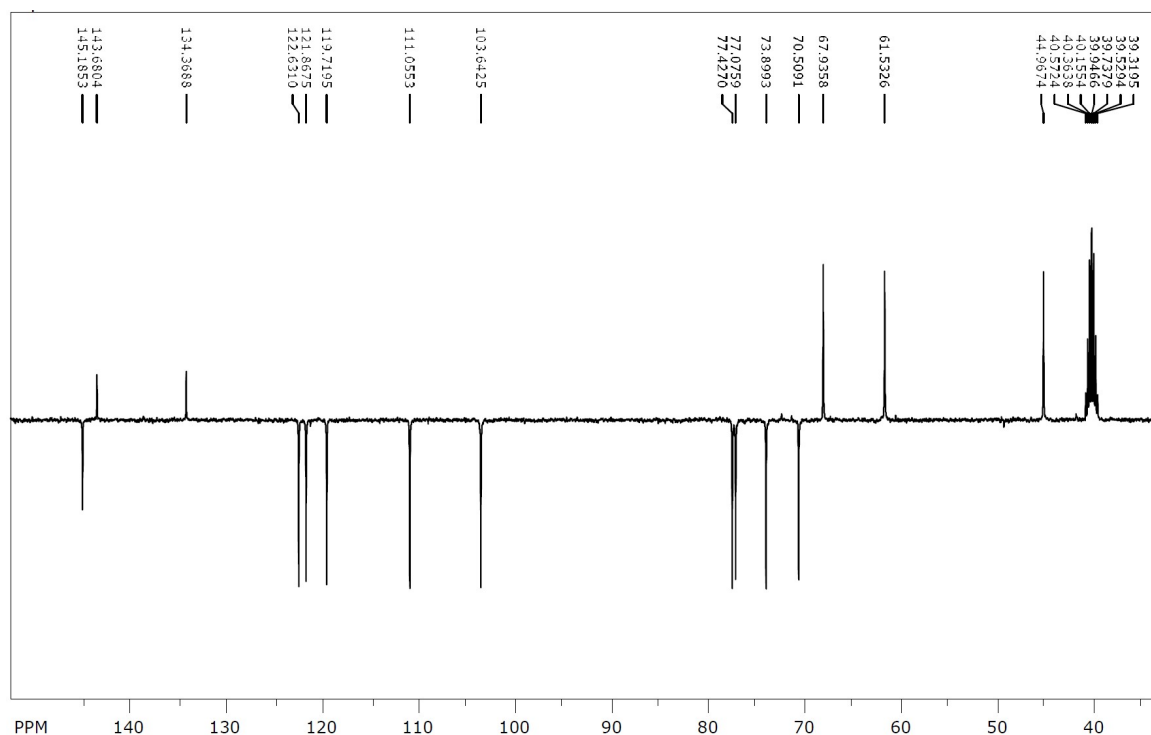


Figure S3. ^{13}C NMR spectra of compound (5)

N1-benzyl-N3-[2-(β -D-glucopyranosyloxy)ethyl]benzimidazolium bromide (7)

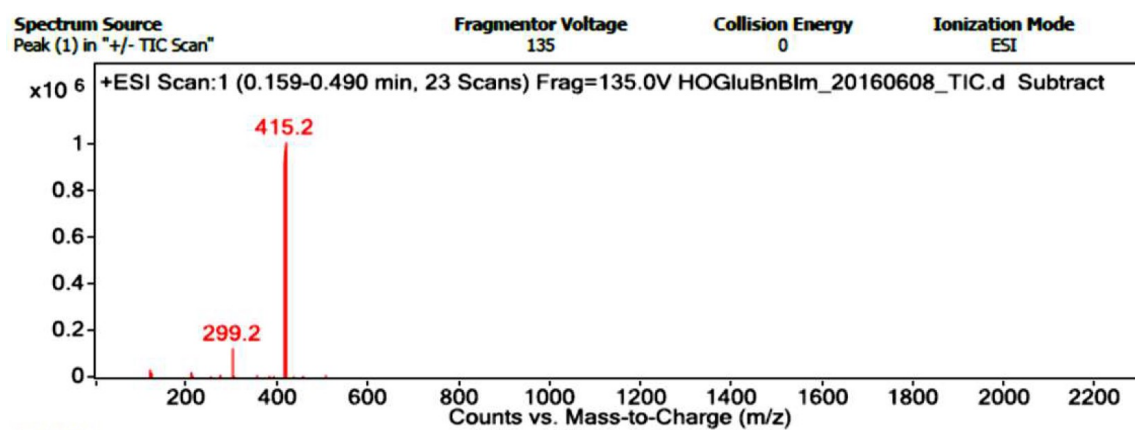


Figure S4. ESI-MS spectra of compound (7)

Supplemental Material

Baumman et al., Synthesis and in vitro screening of novel heterocyclic β -D-gluco- and β -D-galactoconjugates as butyrylcholinesterase inhibitors

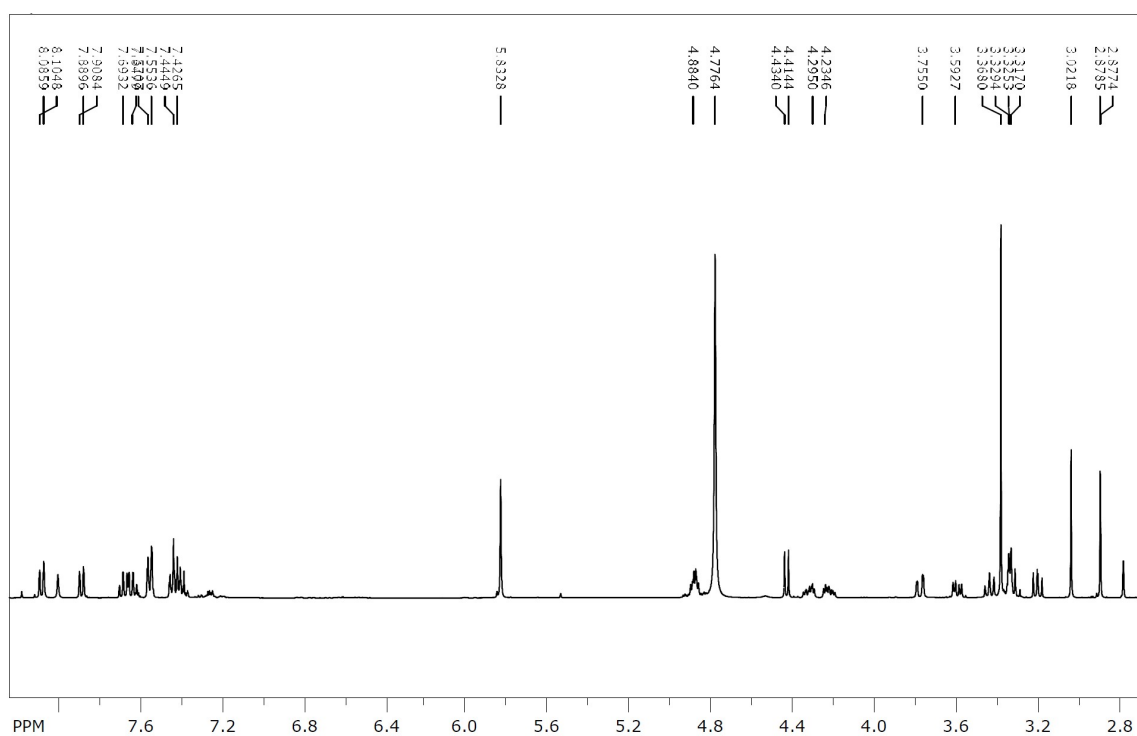


Figure S5. ¹H NMR spectra of compound (7)

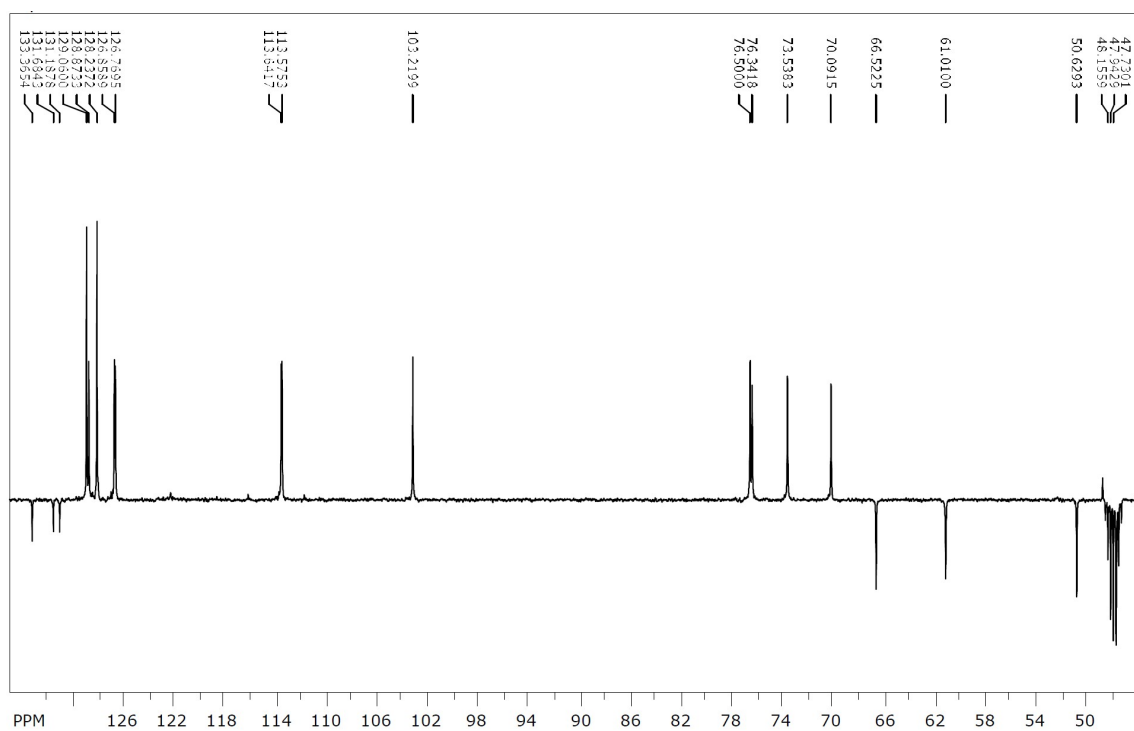


Figure S6. ¹³C NMR spectra of compound (7)

Supplemental Material

Baumman et al., Synthesis and in vitro screening of novel heterocyclic β -D-gluco- and β -D-galactoconjugates as butyrylcholinesterase inhibitors

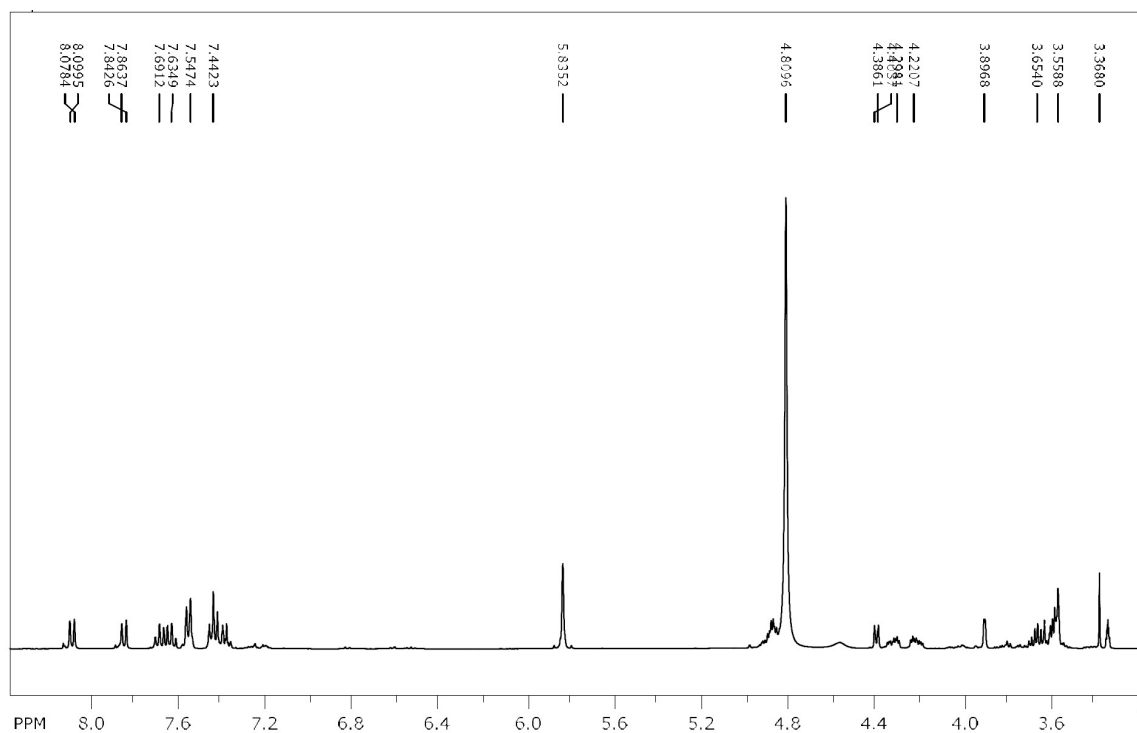


Figure S11. ¹H NMR spectra of compound (14)

