

## Supplementary Materials

# Polyethersulfone mats functionalized with porphyrin for removal of p-NA from aqueous solution.

Chiara Maria Antonietta Gangemi,<sup>1</sup> Mario Iudici,<sup>1</sup> Luca Spitaleri,<sup>1</sup> Rosalba Randazzo,<sup>1</sup> Massimiliano Gaeta,<sup>1</sup> Alessandro D'Urso,<sup>1</sup> Antonino Gulino,<sup>1,2</sup> Roberto Purrello<sup>1</sup> and Maria Elena Fragalà<sup>1,2\*</sup>

<sup>1</sup> Dipartimento di Scienze Chimiche, Università degli Studi di Catania, Viale A. Doria, 6 - 95100 Catania (Italy)

<sup>2</sup> INSTM UdR of Catania, Viale A. Doria, 6 - 95125 Catania (Italy)

\* Correspondence: me.fragala@unict.it; Tel.: +390957385149

Received: date; Accepted: date; Published: date

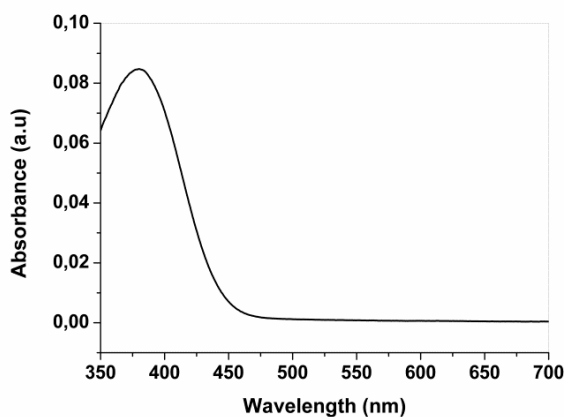


Figure S1. UV-Vis spectrum of p-NA in water (5 μM) before porphyrin treated mats dipping.

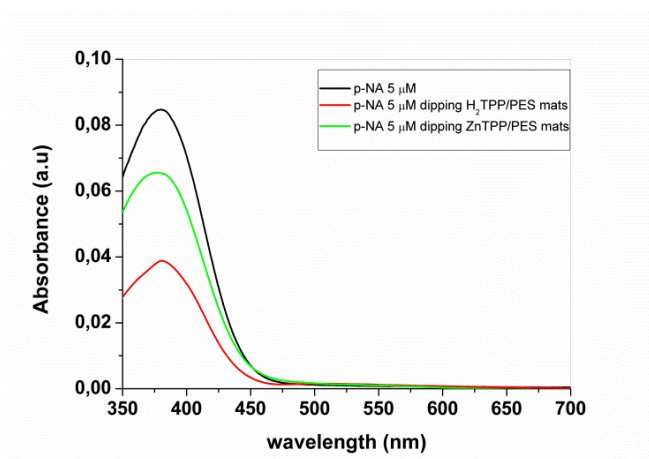
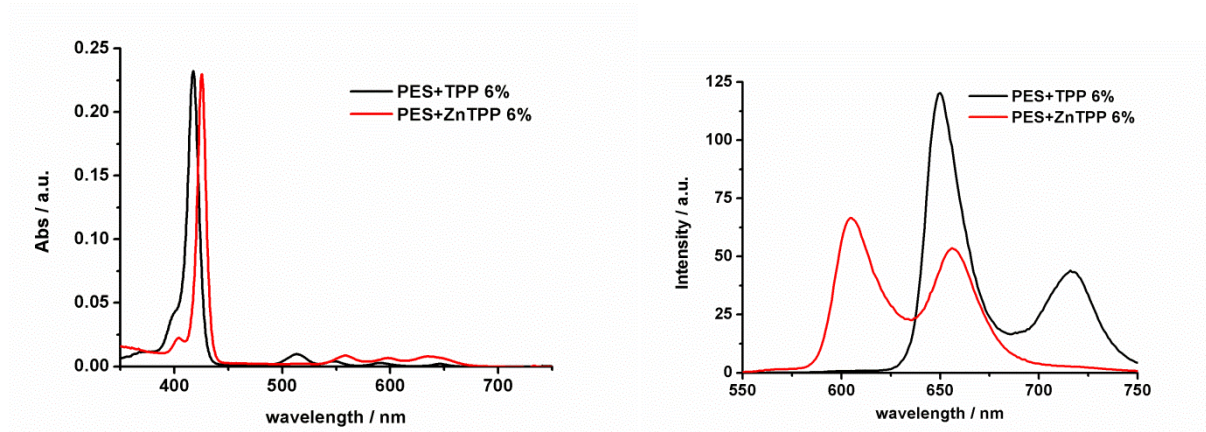
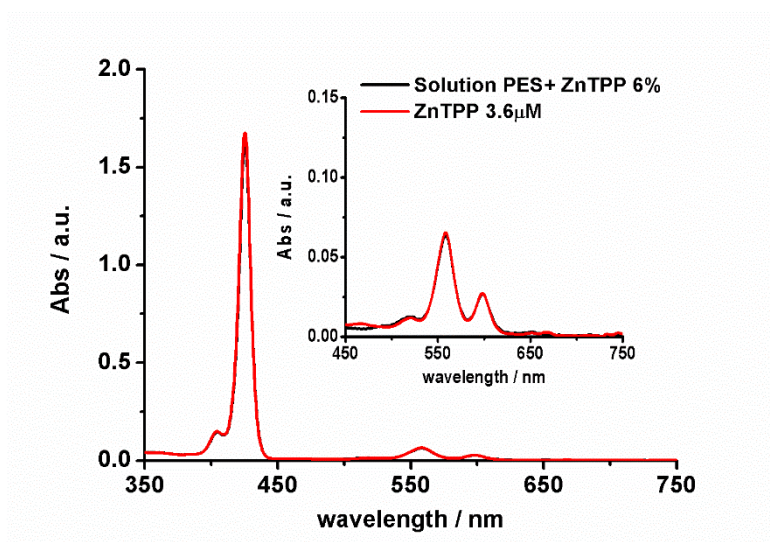


Figure S2. UV-Vis spectrum of p-NA in water (5 μM) before (black line) and after dipping (1 h) with porphyrin treated mats H<sub>2</sub>TPP/PES (green line) or with ZnTPP/PES (red line).



**Figure S3.** Absorption and emission spectra ( $\lambda_{ex} = 422$  nm) of electrospun H<sub>2</sub>TPP/PES and ZnTPP/PES dissolved in toluene:DMF.



**Figure S4.** Absorption spectra of ZnTPP 3.6 μM in toluene:DMF (red curve) and in the presence of PES (black curve).