

Supplementary Materials

Effect of Host Moieties on the Phosphorescent Spectrum of Green Platinum Complex

Yukiko Iwasaki, Hirohiko Fukagawa and Takahisa Shimizu

Japan Broadcasting Corporation (NHK), Science & Technology Research Laboratories, 1-10-11 Kinuta,
Setagaya-ku, Tokyo 157-8510, Japan

Figure Captions:

Figure S1: Energy level diagram of the phosphorescent organic light-emitting diodes.

Figure S2: Performance of the phosphorescent organic light-emitting diodes with different host materials such as CBP and DIC-TRZ: (a) the luminance-voltage characteristics and (b) the external quantum efficiency-current density curves.

Figure S3: The HOMO and LUMO levels of the host materials (CBP, DIC-TRZ, DIC-CN₂, DIC-DBTO, and PIC-TRZ) and the emitter (PtN7N).

Table S1: Full width at half maximum (FWHM) values of the photoluminescence spectra of the 0-0 band of PtN7N in different host materials such as CBP, DIC-TRZ, DIC-CN₂, DIC-DBTO, TmPyPB, TmPPyTz, Cz-Ph-PMD, Cz-Ph-TRZ, Cz-Ph-TRZPy, and PIC-TRZ.

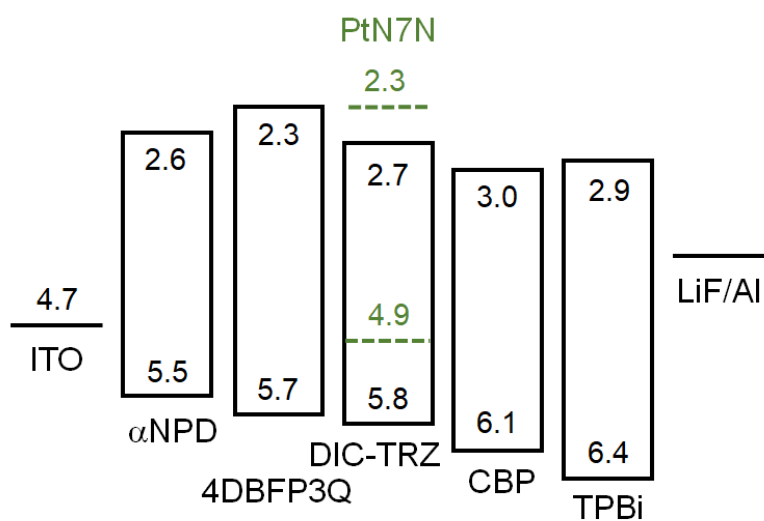


Figure S1. Energy level diagram of the phosphorescent organic light-emitting diodes.

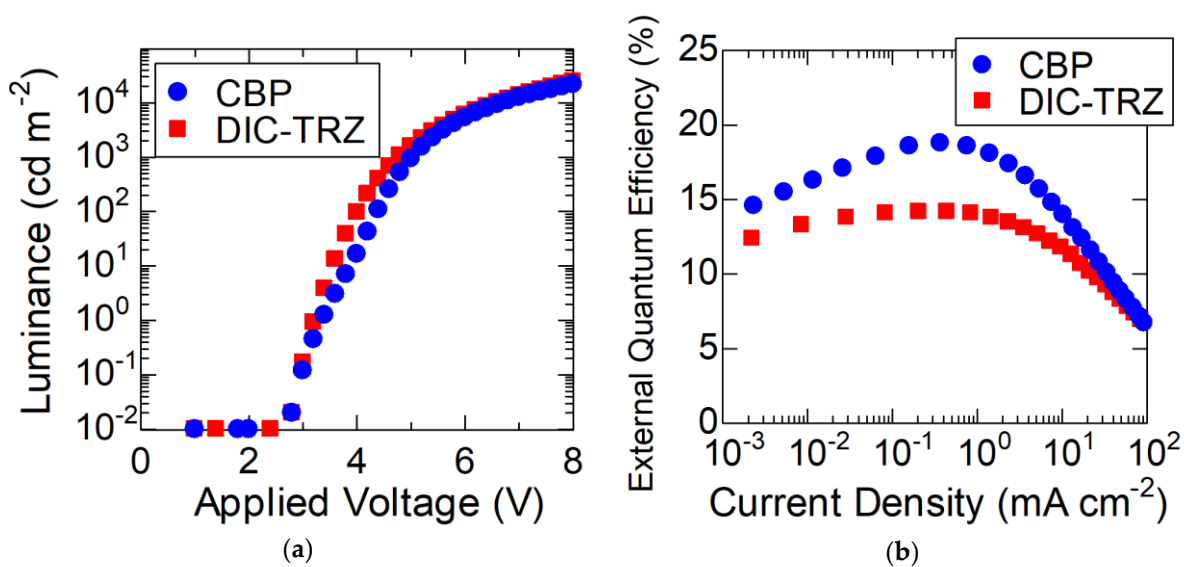


Figure S2. Performance of the phosphorescent organic light-emitting diodes with different host materials, such as CBP and DIC-TRZ: (a) the luminance–voltage characteristics and (b) the external quantum efficiency–current density curves.

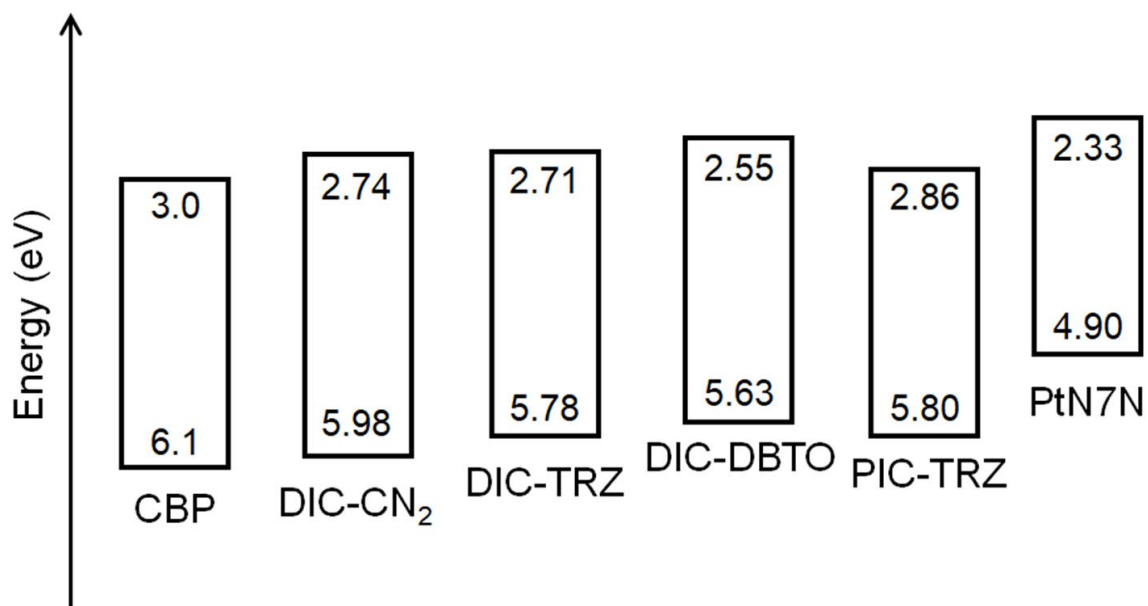


Figure S3. The HOMO and LUMO levels of the host materials (CBP, DIC-TRZ, DIC-CN₂, DIC-DBTO, and PIC-TRZ) and the emitter (PtN7N).

Table S1. Full width at half maximum (FWHM) values of the photoluminescence spectra of the 0-0 band of PtN7N in different host materials such as CBP, DIC-TRZ, DIC-CN₂, DIC-DBTO, TmPyPB, TmPPyTz, Cz-Ph-PMD, Cz-Ph-TRZ, Cz-Ph-TRZPy, and PIC-TRZ.

Host materials	FWHM (nm)
CBP	18.7
DIC-TRZ	28.4
DIC-CN ₂	23.2
DIC-DBTO	22.4
TmPyPB	18.7
TmPPyTz	56.8
Cz-Ph-PMD	20.9
Cz-Ph-TRZ	54.5
Cz-Ph-TRZPy	113.9
PIC-TRZ	25.4