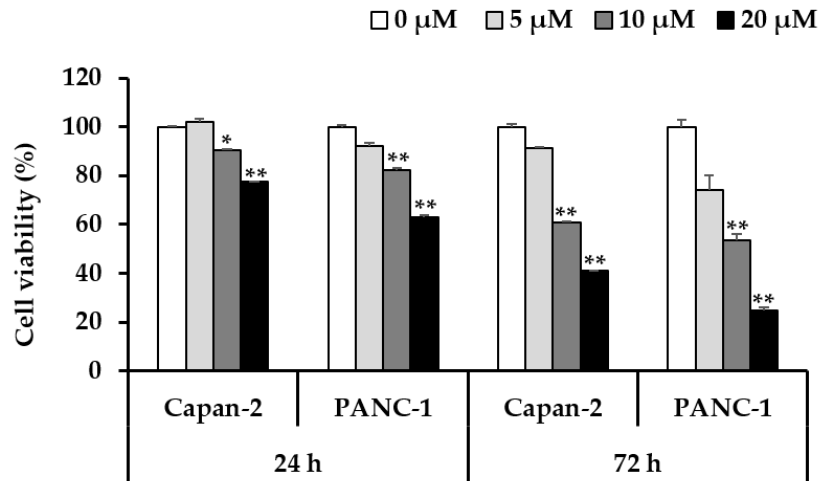
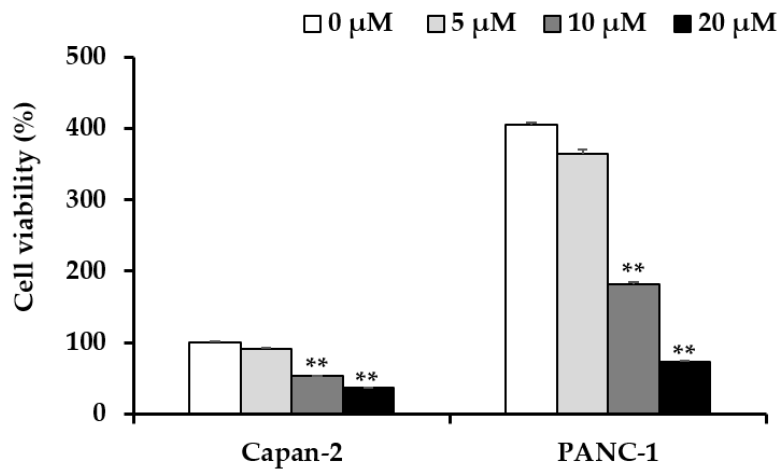


[Supplementary materials]

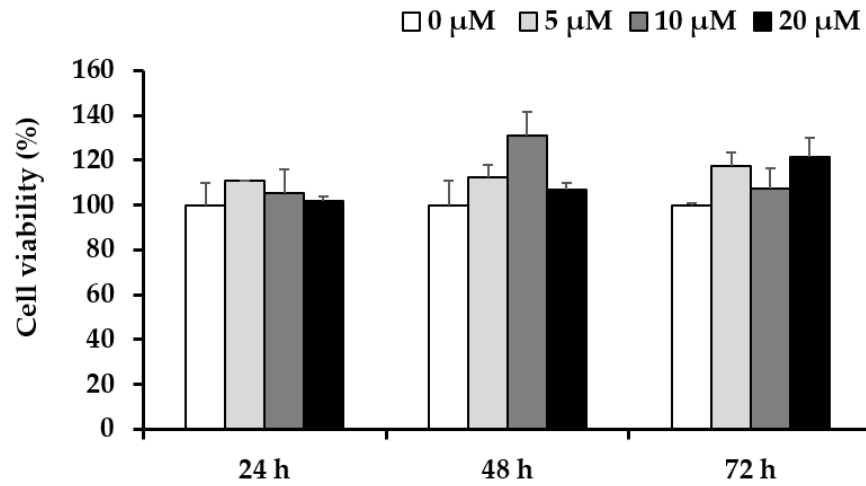
(a)



(b)



**Figure S1.** Effects of BF-B on proliferation of Capan-2 and PANC-1 human pancreatic cancer cells. (a) Cells were treated with BF-B at the indicated concentrations for 24 h and 72 h. (b) Cells were treated with BF-B at the indicated concentrations for 72 h. Cell viability was determined by MTT assay. Values are presented as mean  $\pm$  S.D. \*  $p < 0.01$ , \*\*  $p < 0.001$  as compared to the respective control of Capna-2 cells.



**Figure S2.** Effects of BF-B on proliferation of CCD-18Co normal colon cells. Cells were treated with BF-B at the indicated concentrations for 24 h, 48 h, and 72 h. Cell viability was determined by MTT assay. Values are presented as mean  $\pm$  S.D.