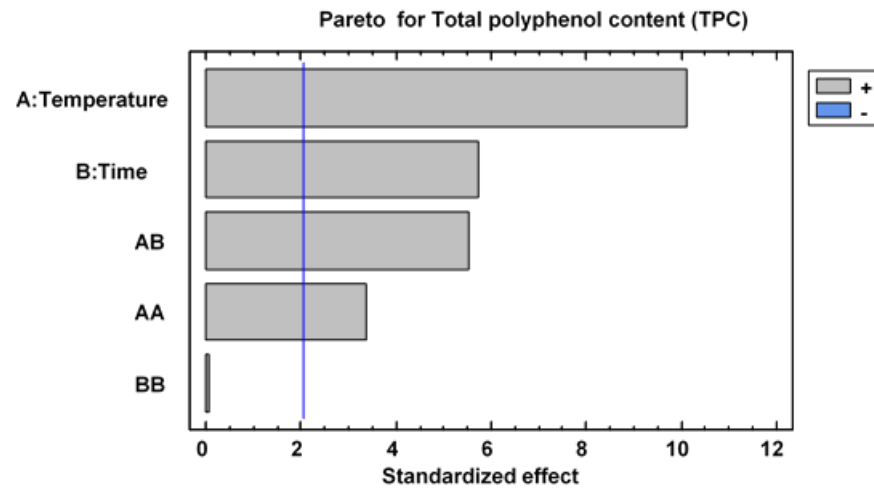


Supplementary Figure 1

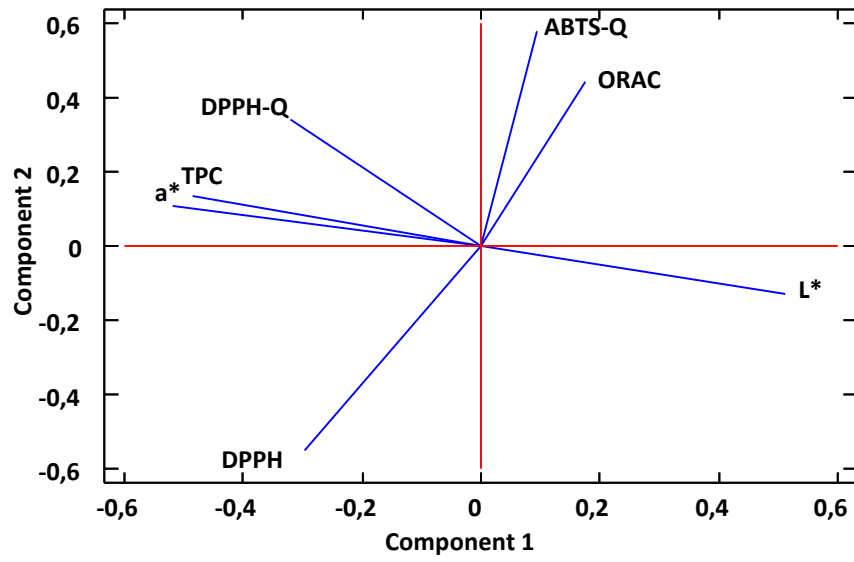


Supplementary Table 1

<i>Variable</i>	<i>Sum of squares</i>	<i>Gl</i>	<i>Medium squares</i>	<i>Razón-F</i>	<i>value-P</i>
A:Temperature	16316.4	1	16316.4	102.41	0.0000
B:Time	5238.27	1	5238.27	32.88	0.0000
AA	1821.3	1	1821.3	11.43	0.0023
AB	4876.3	1	4876.3	30.61	0.0000
BB	0.781876	1	0.781876	0.00	0.9447
Bloq	0,504041	1	0.504041	0.00	0.9556
Error	4142.54	26	159.328		
Total (corr.)	32538.9	32			

R-square = 87.269 %

Supplementary Figure 2



Supplementary Image 1

1



2



3




4



5



6



7



8



9



10



11

