

Supplementary information.

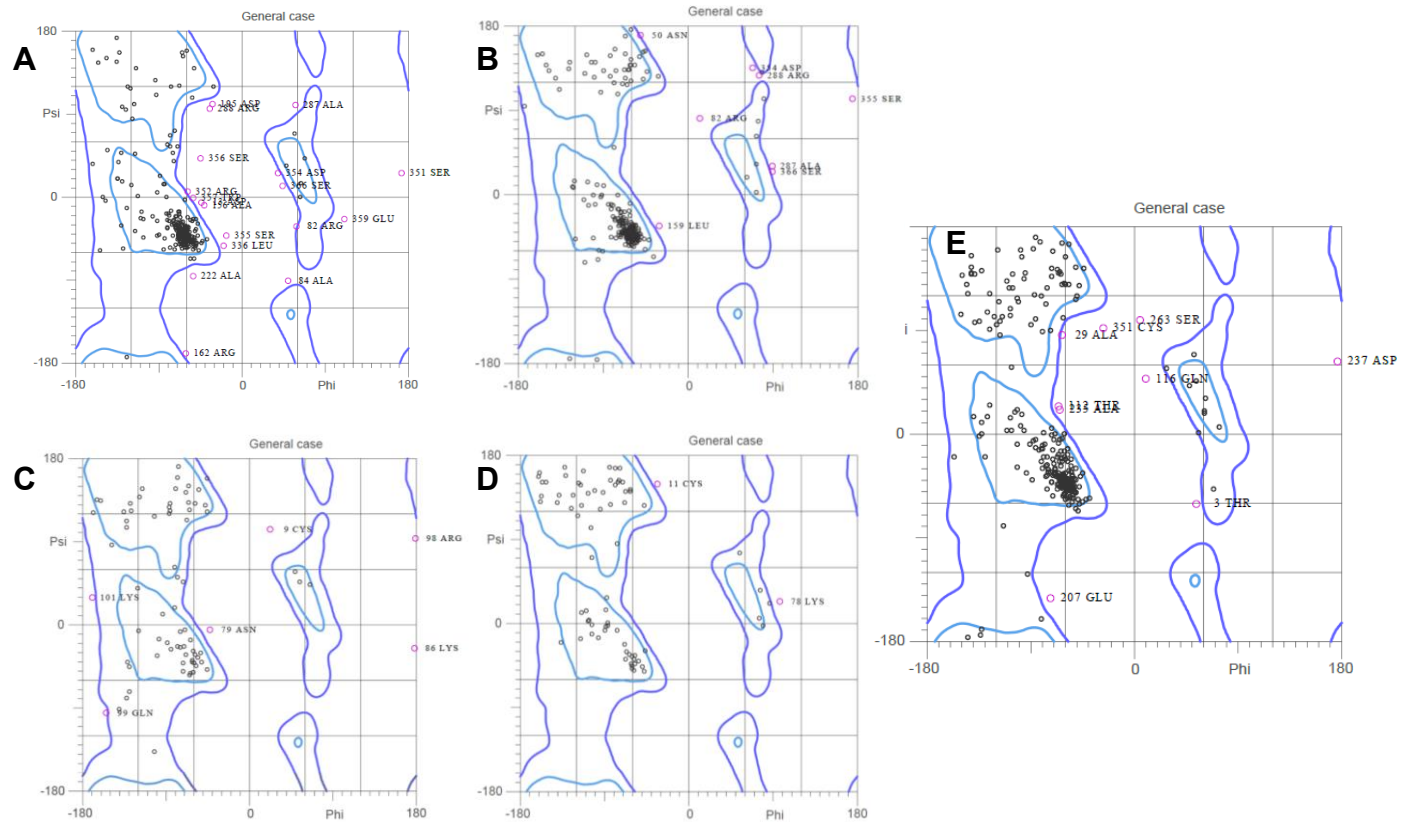


Figure S1. Ramachandran Plot. A) CXCR3_model_I-TASSER, B) CXCR3_Cluster_1_50 ns, C) CXCL9_model_I-TASSER, D) CXCL9_Cluster_1_5 ns, and E) Alpha_model_I-TASSER

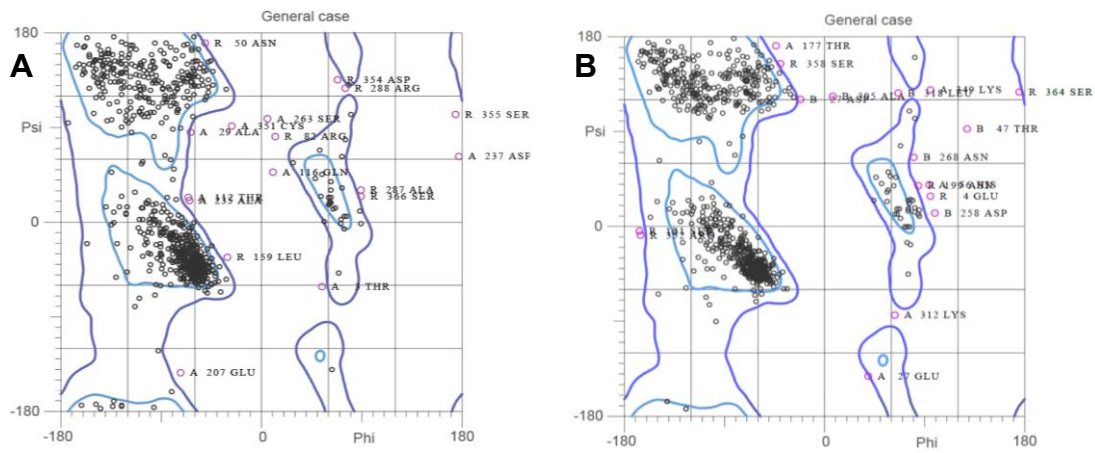


Figure S2. Ramachandran Plot. A) CXCR3/G_{ai/0βγ} T₀ and B) CXCR3/G_{ai/0βγ} Cluster_1_100 ns.

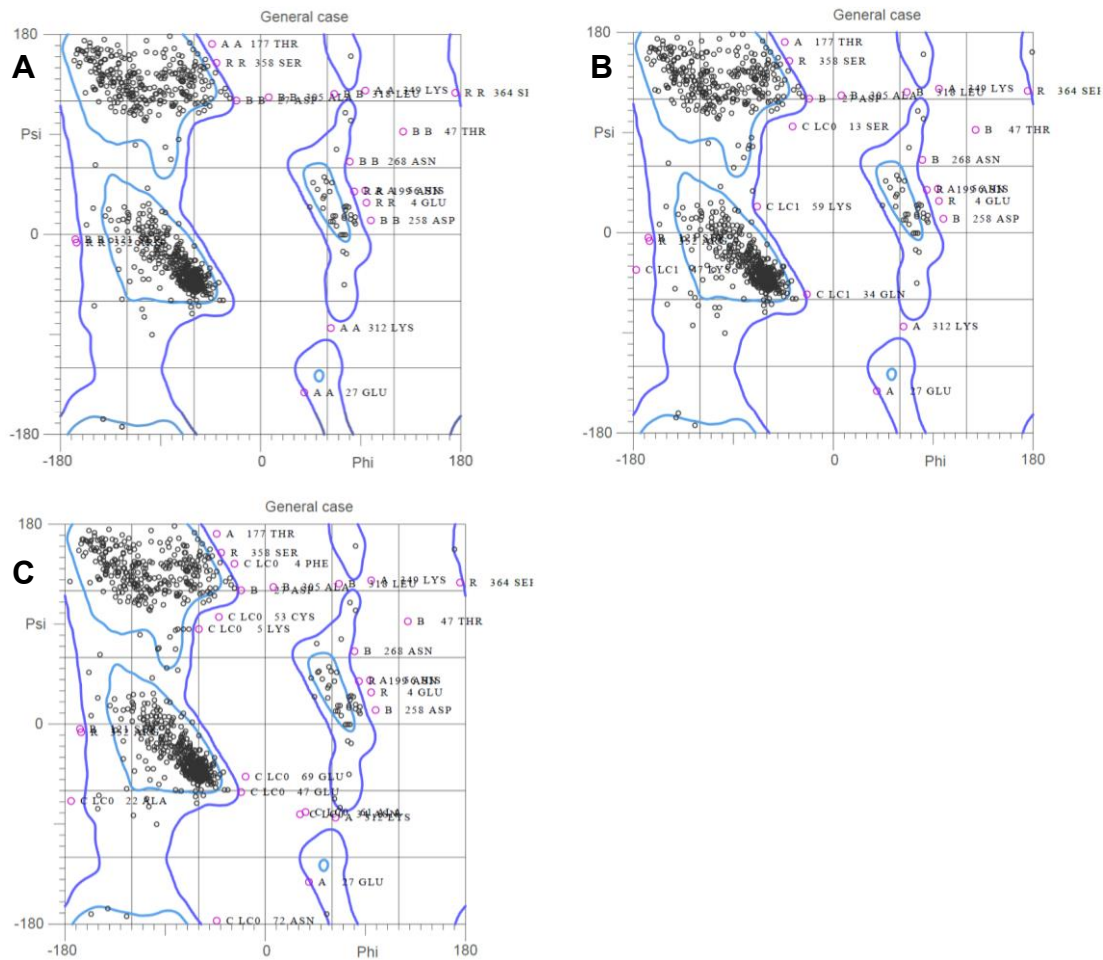


Figure S3. Ramachandran Plot. A) CXCR3_CXCL9_Docking, B) CXCR3_CXCL10_Docking, C) CXCR3_CXCL11_Docking.

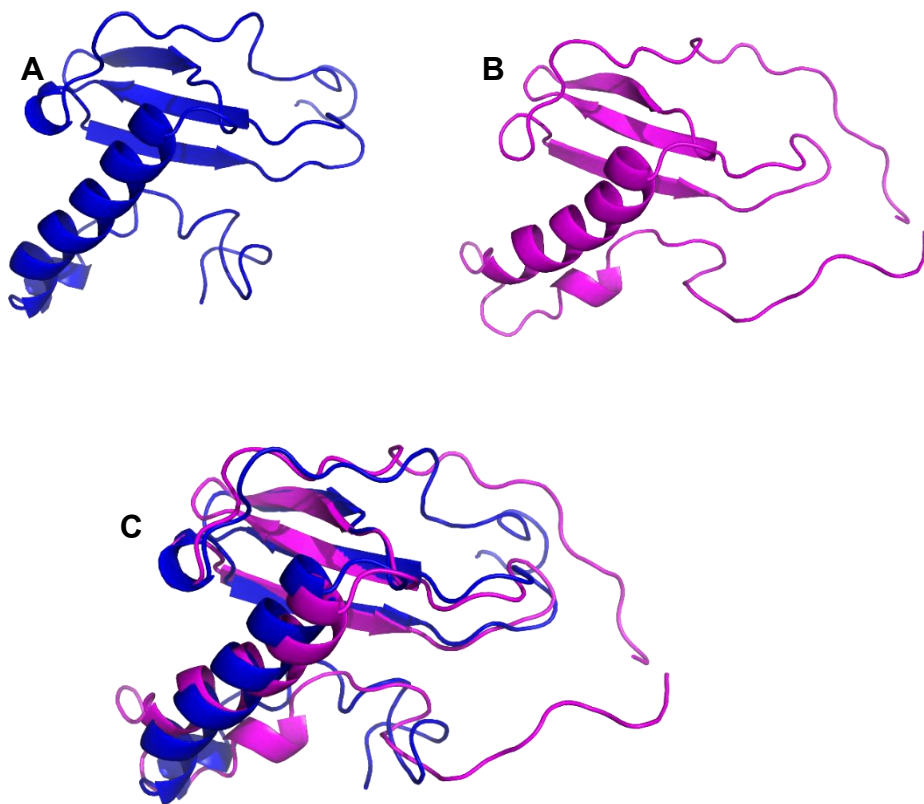


Figure S4. AA-MD simulation of CXCL9 5 ns. A) CXCR3 model obtained from I-TASSER, B) Cluster_1 of the simulation, C) Alignment of T₀ and Cluster_1, RMSD =2.675 Å.

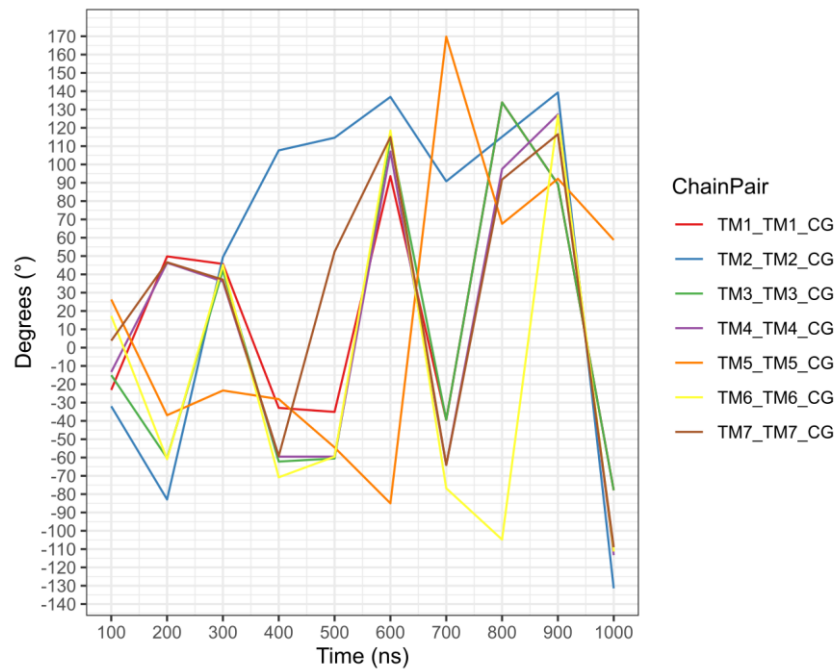


Figure S5. Rotation of TMs from the CG-MD simulation of CXCR3/GP complex.

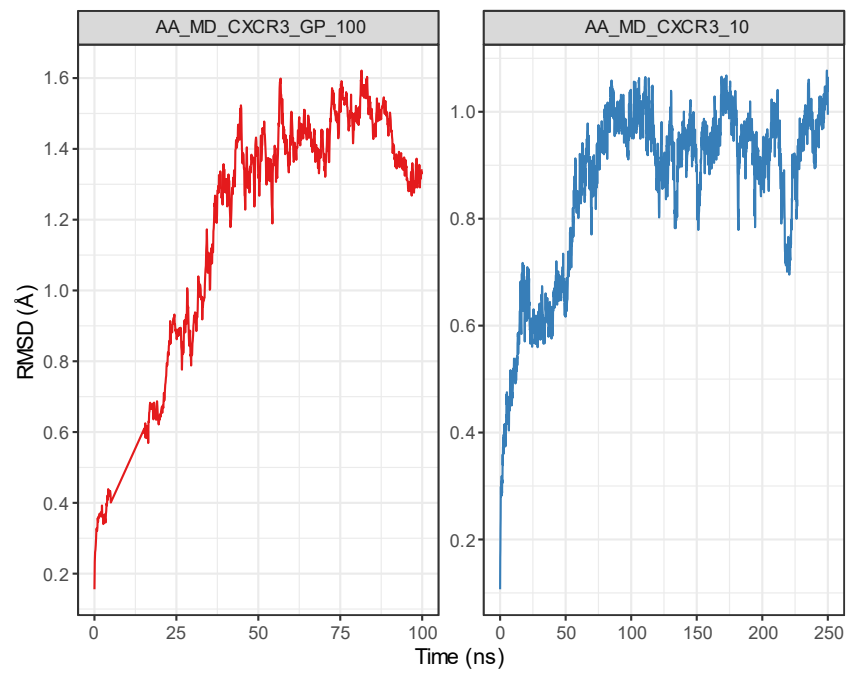


Figure S6. RMSD of AA-MD simulations.

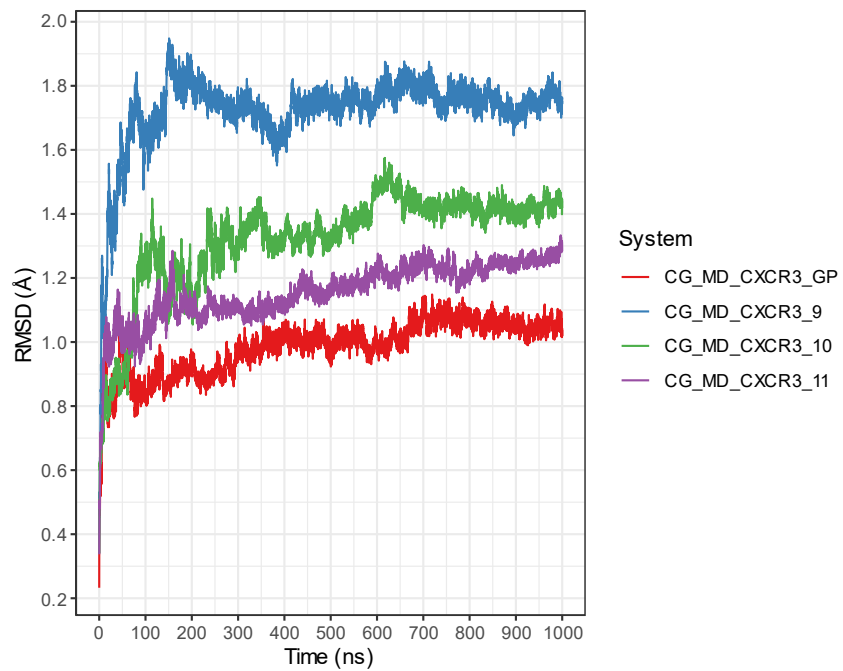


Figure S7. RMSD of CG-MD simulations.

Table S1. Salt bridge interactions CXCR3 with CXCL9, CXCL10 and CXCL11 in molecular docking. There are two salt bridges between CXCR3 and CXCL9, one between CXCR3_CXCL10, and none between CXCR3 and CXCL11.

CXCL9	CXCR3	Distance
NH1 ARG Q 30	OD1 ASP R 7	3.15
NH1 ARG Q 30	OD2 ASP R 7	2.88

CXL10	CXCR3	Distance
NH1 ARG Q 29	OE1 GLU R 15	3.79

Table S2. Salt bridge interactions CXCR3 with CXCL9, CXCL10 and CXCL11 in AA-MD 50 ns. There are nine salt bridges between CXCR3 and CXCL9, none between CXCR3 and CXCL10, and one between CXCR3_CXCL11.

CXCL9	CXCR3	Distance
NH1 ARG Q 27	OE1 GLU R 4	2.60
NH2 ARG Q 27	OE1 GLU R 4	2.90
NZ LYS Q 28	OD1 ASP R 13	2.88
NZ LYS Q 28	OD2 ASP R 13	2.75
NZ LYS Q 47	OE1 GLU R 21	2.76
NZ LYS Q 50	OE1 GLU R 21	3.82
NZ LYS Q 104	OD1 ASP R 28	2.59
NZ LYS Q 104	OD2 ASP R 28	3.71
NZ LYS Q 104	OE1 GLU R 31	2.65

CXCL11	CXCR3	Distance
NZ LYS Q 38	OE1 GLU R 4	3.16
NZ LYS Q 67	OE1 GLU R 4	2.65

Table S3. Salt bridge interactions CXCR3 with CXCL9 in CG-MD simulation. The salt bridges present in the three most representative clusters of the 1 μ s simulation.

Cluster 1		
CXCL9	CXCR3	Distance
NH1 ARG Q 27	OE1 GLU R 4	2.55
NH2 ARG Q 27	OE1 GLU R 4	3.03
NZ LYS Q 28	OE1 GLU R 15	2.54
NH2 ARG Q 30	OD1 ASP R 7	2.83
NH2 ARG Q 30	OD2 ASP R 7	2.84
NZ LYS Q 60	OD2 ASP R 13	2.50
NZ LYS Q 109	OE1 GLU R 21	3.09
NZ LYS Q 109	OE1 GLU R 196	2.62
NH2 ARG Q 114	OD1 ASP R 28	2.69
NZ LYS Q 115	OD2 ASP R 28	2.53
NZ LYS Q 115	OE1 GLU R 31	3.29
NH1 ARG Q 118	OD1 ASP R 35	2.75
NH1 ARG Q 118	OD2 ASP R 35	3.30
NH2 ARG Q 118	OD1 ASP R 35	3.73
NH2 ARG Q 118	OD2 ASP R 35	2.63
NZ LYS Q 122	OE1 GLU R 196	3.64

Cluster 2		
CXCL9	CXCR3	Distance
NZ LYS Q 28	OE1 GLU R 15	2.59
NH1 ARG Q 30	OD1 ASP R 7	2.62
NH1 ARG Q 30	OD2 ASP R 7	3.71
NH2 ARG Q 30	OD1 ASP R 7	2.82
NZ LYS Q 50	OE1 GLU R 21	3.11
NZ LYS Q 60	OD1 ASP R 13	3.81
NZ LYS Q 60	OD2 ASP R 13	2.52
NZ LYS Q 68	OE1 GLU R 21	2.66
NZ LYS Q 87	OD2 ASP R 7	2.94
NH2 ARG Q 114	OD2 ASP R 28	2.63
NZ LYS Q 115	OD1 ASP R 28	2.64
NZ LYS Q 115	OE1 GLU R 31	2.95
NH1 ARG Q 118	OD1 ASP R 35	2.54
NH1 ARG Q 118	OD2 ASP R 35	3.94
NH2 ARG Q 118	OE1 GLU R 31	3.03
NZ LYS Q 122	OE1 GLU R 196	3.41

Cluster 3		
CXCL9	CXCR3	Distance
NH1 ARG Q 27	OE1 GLU R 4	2.76
NH1 ARG Q 27	OD2 ASP R 7	2.66
NH2 ARG Q 27	OE1 GLU R 4	2.87
NH1 ARG Q 30	OD1 ASP R 7	2.73
NH1 ARG Q 30	OD2 ASP R 7	3.28
NH2 ARG Q 30	OD1 ASP R 7	3.45
NZ LYS Q 50	OE1 GLU R 21	2.64
NZ LYS Q 60	OD2 ASP R 13	2.62
NH1 ARG Q 114	OD2 ASP R 28	2.65
NZ LYS Q 115	OD1 ASP R 28	2.56
NZ LYS Q 115	OE1 GLU R 31	2.59
NH1 ARG Q 118	OD2 ASP R 35	3.51
NH2 ARG Q 118	OD1 ASP R 35	3.17
NH2 ARG Q 118	OD2 ASP R 35	2.64

Table S4. Salt bridge interactions CXCR3 with CXCL10 in CG-MD simulation. The salt bridges present in the three most representative clusters of the 1 μ s simulation.

Cluster 1		
CXCL10	CXCR3	Distance
NH1 ARG Q 29	OE1 GLU R 15	3.95
NH2 ARG Q 29	OE1 GLU R 15	2.73
NH2 ARG Q 43	OE1 GLU R 4	2.62
NH1 ARG Q 59	OD1 ASP R 13	2.66
NH2 ARG Q 59	OD1 ASP R 13	3.04
NZ LYS Q 67	OD2 ASP R 28	2.56
NZ LYS Q 72	OD1 ASP R 46	3.00
NZ LYS Q 72	OD2 ASP R 46	2.71
NZ LYS Q 80	OD1 ASP R 7	3.45
NZ LYS Q 80	OD2 ASP R 7	2.55
NZ LYS Q 87	OE1 GLU R 31	2.79
NZ LYS Q 91	OE1 GLU R 21	2.97

Cluster 2		
CXCL10	CXCR3	Distance
NH1 ARG Q 29	OE1 GLU R 15	3.17
NH2 ARG Q 59	OD1 ASP R 13	3.28
NH2 ARG Q 59	OD2 ASP R 13	2.74
NZ LYS Q 80	OD1 ASP R 7	2.53
NZ LYS Q 87	OD1 ASP R 28	2.87
NZ LYS Q 87	OD2 ASP R 28	2.71
NZ LYS Q 91	OE1 GLU R 21	3.13

Cluster 3		
CXCL10	CXCR3	Distance
NH2 ARG Q 29	OE1 GLU R 15	3.33
NH2 ARG Q 59	OD2 ASP R 13	2.98
NH1 ARG Q 73	OE1 GLU R 4	3.16
NH2 ARG Q 73	OE1 GLU R 4	3.95
NZ LYS Q 80	OD1 ASP R 7	2.84
NZ LYS Q 80	OD2 ASP R 7	2.77
NZ LYS Q 91	OE1 GLU R 21	2.88

Table S5. Salt bridge interactions CXCR3 with CXCL11 in CG-MD simulation. The salt bridges present in the three most representative clusters of the 1 μ s simulation.

Cluster_1		
CXCL11	CXCR3	Distance
NH1 ARG R 197	OE1 GLU Q 90	3.26
NZ LYS Q 26	OD2 ASP R 7	2.57
NH1 ARG Q 27	OE1 GLU R 4	3.21
NH1 ARG Q 27	OD2 ASP R 13	3.40
NH2 ARG Q 27	OE1 GLU R 4	2.71
NH2 ARG Q 27	OD1 ASP R 7	2.68
NH2 ARG Q 29	OD1 ASP R 13	2.95
NZ LYS Q 70	OE1 GLU R 15	2.56
NZ LYS Q 78	OD2 ASP R 52	2.55
NH1 ARG Q 83	OE1 GLU R 21	2.63
NZ LYS Q 87	OD1 ASP R 46	2.72
NZ LYS Q 87	OD2 ASP R 46	2.84
NZ LYS Q 88	OE1 GLU R 293	2.62
NH1 ARG Q 91	OE1 GLU R 33	3.06
NZ LYS Q 92	OE1 GLU R 31	2.72

Cluster_2		
CXCL11	CXCR3	Distance
NZ LYS Q 26	OD2 ASP R 7	3.44
NH2 ARG Q 27	OE1 GLU R 4	3.31
NH1 ARG Q 29	OD2 ASP R 13	2.80
NH2 ARG Q 29	OD1 ASP R 13	3.79
NH2 ARG Q 29	OD2 ASP R 13	1.83
NZ LYS Q 80	OD1 ASP R 46	3.54
NH1 ARG Q 83	OE1 GLU R 21	3.97
NH2 ARG Q 83	OE1 GLU R 21	2.51
NH2 ARG Q 91	OE1 GLU R 33	2.14

Cluster_3		
CXCL11	CXCR3	Distance
NH2 ARG R 197	OE1 GLU Q 90	2.69
NH1 ARG Q 27	OE1 GLU R 4	2.71
NH2 ARG Q 27	OE1 GLU R 4	3.12
NH1 ARG Q 29	OD1 ASP R 13	2.63
NH1 ARG Q 29	OD2 ASP R 13	3.29
NZ LYS Q 38	OD1 ASP R 7	2.81
NZ LYS Q 38	OD2 ASP R 7	2.75
NZ LYS Q 47	OE1 GLU R 15	3.02
NH1 ARG Q 83	OE1 GLU R 21	2.83
NH2 ARG Q 83	OE1 GLU R 21	3.35
NZ LYS Q 87	OD1 ASP R 46	2.64
NZ LYS Q 87	OD2 ASP R 46	2.68
NZ LYS Q 88	OE1 GLU R 196	3.58
NZ LYS Q 88	OE1 GLU R 293	2.71
NH1 ARG Q 91	OE1 GLU R 33	2.67
NH2 ARG Q 91	OE1 GLU R 33	2.79
NZ LYS Q 92	OE1 GLU R 31	2.72

Table S6. Polar interactions between CXCR3_CXCL9 CG-MD.

0 ns		100 ns		200 ns		300 ns		400 ns		500 ns		600 ns		700 ns		800 ns		900 ns		1000 ns	
R	Q	R	Q	R	Q	R	Q	R	Q	R	Q	R	Q	R	Q	R	Q	R	Q	R	Q
D13	K28,S57	E4	R27	E15	Q72,K28	D7	R30	N22	K68	D13	S57,K60	A285	K28	N22	T40,K68	D7	R30,R27	D7	R30	E4	R27
E4	R27	D7	R30	A14	T73	E4	R27,T23	Q9	K60	A17	A53	N12	V26,Q72	L286	K68	E4	R27	N22	K68	H8	R27
V5	R27	D13	K60,I64	D7	R30	L3	T23	D13	K60,S55	E21	K50,Q51,K109	D7	R30,R27	N12	V26	S6	R30	S26	K68	S6	R30
M1	E59,E62	Q9	R30,E62	E4	R27	N12	K28	E15	T7,S5	L20	K109	E4	R30,R27	A14	A65	N12	V26	R292	Q72	D7	R30
D7	R30,E59	S24	P54	D195	K123	G284	K28	L11	Q72	D7	Q72,R30,K28	S26	Q38	E15	K28,T66	E15	K28,T66	E15	T66	E21	K109,Q51
S6	G29	D28	K115,R114	N206	K123	E15	G29	D7	G29,R30	E15	K28,N69	N22	K68	L11	Q72	D13	K60	N12	K28	D112	K123
E21	N69	N32	R114	H194	K123	A14	T66	S6	R30	G284	K28	E15	T66	D7	R30, R27	Q9	K60	Q45	N69	D13	S57,K60
		E31	K115,R118	E196	K122	N22	N69,K68	S25	D48	E4	R27	D13	K60	E21	V113,K109	N22	L46	E21	Q51,K109,K50	L19	T66
		D35	R118	E31	K115	E21	K68,K109	N32	Q117	N22	L67	E21	K109	E196	K109,K122	Q45	K68	E4	R27	E15	T66,K28,Q72
				D35	R118	E196	K122	D28	Q117,R114	N12	V26	E196	K109,K122	H194	K122	Y29	D48	Y29	K50,D48	A285	K28
				D28	Q117,R114	D195	K123	Y29	L46	D28	R114,S116,K115	D195	K122	D195	K122	E21	K50,K109	D13	K60	R292	Q72,N69
				S25	R114	H194	K123	E21	Q51	E31	K115,R118	H194	K122,Q121	Y29	L46	S24	K109	S25	D48	N22	K68
				S24	R114	H193	K123	S24	K109	D35	R118	N32	R114	S25	D48	N32	R114	N32	R114	D46	N69,K68
				E21	Q51,K50	N206	K123	N199	K115	E196	K122	E31	K115,R118	N32	R114	D28	R114,K115,S116	D28	R114,K115	Q45	K68,N69,Q44
				S24	R114	E31	K115	L198	R120	D28	R114,S116	S24	R114	E31	K115	D35	R118	D195	H105		
				D28	R114,S116,K115	D35	R118	D195	K122	D35	R118	D28	R114	D35	R118	E31	R120,K115	H193	K103		
				E31	K115,R118	E196	K109,K122	A192	K123			N199	K115,R118	A192	T124	S36	R120	Y29	K50		
				D35	R118	D195	K122					E31	R118	N199	S119,R120	D195	K122	D35	R118		
								E4	R27					D35	R118	A200	R120	E196	K122	E31	R118
								H194	K122					D13	K60	H194	K122	H194	K122	N199	R122
														N206	T125	E196	K122	A192	K123	Y27	S119
																D195	K122			D28	R118,R114
																				S24	R114
																				N32	R114

Table S7. Polar interactions between TMs in CXCR3_CXCL9 CG-MD. 100 ns: R252-V321, 400 ns: Y150-A253, 700 ns: Y150-A253, 800 ns: Y150-A253.

0 ns	TM1	TM2	TM3	TM4	TM5	TM6	TM7
TM1	-	N71-A96, D99	-	-	-	-	Y60-S301
TM2	-	-	-	-	-	-	-
TM3	-	-	-	N132-D186	-	F135-W268	-
TM4	-	-	-	-	D186-Q219	-	-
TM5	-	-	-	-	-	-	-
TM6	-	-	-	-	-	-	Y271-K300

100 ns	TM1	TM2	TM3	TM4	TM5	TM6	TM7
TM1	-	N71-D99	-	-	-	-	-
TM2	-	-	D99-N134	-	-	-	T105-Y308
TM3	-	-	-	-	-	N134-Y271	R149-Y318
TM4	-	-	-	-	D186-R216, Q219	-	-
TM5	-	-	-	-	-	A222-H272 G223-W268	-
TM6	-	-	-	-	-	-	-

200 ns	TM1	TM2	TM3	TM4	TM5	TM6	TM7
TM1	-	Y60-A110	-	-	-	-	-
TM2	-	-	D99-N134 L102-N134	H94-W176	-	-	T105-Y308 W109-S301
TM3	-	-	-	-	N132-R216, Q219 G128-R216	-	S146-Y318
TM4	-	-	-	-	D186-R216, Q219	-	-
TM5	-	-	-	-	-	L225-W268	-
TM6	-	-	-	-	-	-	-

300 ns	TM1	TM2	TM3	TM4	TM5	TM6	TM7
TM1	-	-	-	-	-	-	-
TM2	-	-	D99-N134 L102-N134	-	-	-	-
TM3	-	-	-	-	G128-R216 N132-L220	F131-Y271 Y150-L256	-
TM4	-	-	-	-	D186-R216, Q219	-	-
TM5	-	-	-	-	-	R216-Y271	-
TM6	-	-	-	-	-	-	-

800 ns	TM1	TM2	TM3	TM4	TM5	TM6	TM7
TM1	-	N71-A96	-	-	-	-	-
TM2	-	-	D99-N134 L102-N134	-	-	-	D99-Y308 T105-S304
TM3	-	-	-	N132-F182 N132-D186	N132-R216, Q219	-	-
TM4	-	-	-	-	D186-R216, Q219	-	-
TM5	-	-	-	-	-	-	-
TM6	-	-	-	-	-	-	-

1000 ns	TM1	TM2	TM3	TM4	TM5	TM6	TM7
TM1	-	N71-D99	-	-	-	-	-
TM2	-	-	D99-N134	-	-	-	T105-Y308
TM3	-	-	-	-	G128-R216 N132-R216, Q219 Y136-F224	-	-
TM4	-	-	-	-	D186-R216, Q219	-	-
TM5	-	-	-	-	-	L225-W268 P227-W268	-
TM6	-	-	-	-	-	-	-

900 ns	TM1	TM2	TM3	TM4	TM5	TM6	TM7
TM1	-	A75-T100 S80-H94	-	-	-	-	-
TM2	-	-	L102-N134	H94-W176	-	-	-
TM3	-	-	-	-	Y136-F224	F131-Y271	N134-Y308
TM4	-	-	-	-	D186-R216,Q219	-	-
TM5	-	-	-	-	-	-	-
TM6	-	-	-	-	-	-	-

Table S8. Polar interactions between CXCR3_CXCL10 CG-MD.

0 ns		100 ns		200 ns		300 ns		400 ns		500 ns		600 ns		700 ns		800 ns		900 ns		1000 ns	
R	Q	R	Q	R	Q	R	Q	R	Q	R	Q	R	Q	R	Q	R	Q	R	Q	R	Q
E15	R29	E4	S34,R73	C38	K87	Y27	A81	E31	K87	Y27	K87	D13	R59	S24	K91	E15	R29	P42	K67	E21	K91,V28
E4	R73	E15	R29	S40	K87	S24	L86	D28	K87	E31	K87	E15	R29	E21	K91,Q55	H8	C32	P44	K72	E15	R29
D13	R59	D13	R59	D28	K87	E21	V28	T39	K87	D46	K72,P52	R197	E71,A64	E15	R29	D13	C32,R59	D46	K72	T39	A64
Q9	R37, R59,C32			E21	K91	D7	K80	N50	V28	F47	P52	D195	K47	N22	R29	D7	K80	E4	R43	H8	C30
				D7	K80	D13	R59	D7	K80	Q45	A53	E4	R43	D28	K67	C43	M66	L3	Q38	S6	S79,R59
				D13	R59,I75	L3	R43	S6	K80,R59	N22	V28	S6	N76	T39	K67	E21	K91,V28	E21	K91	D13	R59,K80
				H8	S34	E4	R43	E15	R29	E21	V29,K91	N12	K80	D13	R59	E31	K87	E15	R29	D7	K80
				V10	C30	E15	R29	A14	R29	E15	R29	D7	K80	E4	R43,K80	V115	K72	V10	V28	N12	K80
				E15	R29			D13	R59	D13	R59	E21	K91	E7	K80	D46	K72	D13	C30,R59	M1	S34
								E4	R43	H8	K67	S24	L86			S48	Q55	N12	K80	D28	K67
								E21	K91	E4	E4	T39	K87			S40	T65,K67	D7	K80	S40	K67
								Q45	K91			D28	K87			E4	R43	Y27	L86	C43	M66
								D46	Q55,S54,K72									E31	K87	P44	K72
																		S40	T65	Y27	K87
																				E31	K87
																				E4	R43
																				D46	S54
																				F47	P52

Table S9. Polar interactions between TMs in CXCR3_CXCL10 CG-MD. 0 ns: Y223-H237, Y235-M254, L256-A253 and V258-M254, 200-300 ns: Y150-H337.

0 ns	TM1	TM2	TM3	TM4	TM5	TM6	TM7
TM1	-	N71-T100	-	-	-	-	Y60-S304
TM2	-	-	D99-N134	-	-	-	W109-Y308
TM3	-	-	-	-	-	-	-
TM4	-	-	-	-	D186-Q219	-	-
TM5	-	-	-	-	-	-	-
TM6	-	-	-	-	-	-	F264-H310

100 ns	TM1	TM2	TM3	TM4	TM5	TM6	TM7
TM1	-	-	-	-	-	-	-
TM2	-	-	D99-N134	-	-	-	-
TM3	-	-	-	N132-D186	N132-Q219	-	-
TM4	-	-	-	-	D186-Q219	-	-
TM5	-	-	-	-	-	-	-
TM6	-	-	-	-	-	-	-

200 ns	TM1	TM2	TM3	TM4	TM5	TM6	TM7
TM1	-	-	-	-	-	-	-
TM2	-	-	-	-	-	-	D99-Y308
TM3	-	-	-	N132-F182, D186	-	-	N134-G307 L141-Y318
TM4	-	-	-	-	D186-Q219	-	-
TM5	-	-	-	-	-	-	-
TM6	-	-	-	-	-	-	-

300 ns	TM1	TM2	TM3	TM4	TM5	TM6	TM7
TM1	-	-	-	-	-	-	Y60-Y308
TM2	-	-	D99-N134 W109-V126	-	-	-	-
TM3	-	-	-	N132-D186	N132-Q219	-	-
TM4	-	-	-	-	D186-Q219	-	-
TM5	-	-	-	-	-	-	-
TM6	-	-	-	-	-	-	-

400 ns	TM1	TM2	TM3	TM4	TM5	TM6	TM7
TM1	-	N71-T100	-	-	-	-	Y60-S304
TM2	-	-	D99-N134	H94-W176	-	-	L102-Y308
TM3	-	-	-	N132-F182, D186	N132-Q219	-	-
TM4	-	-	-	-	D186-Q219	-	-
TM5	-	-	-	-	-	-	Y235-N314
TM6	-	-	-	-	-	-	-

500 ns	TM1	TM2	TM3	TM4	TM5	TM6	TM7
TM1	-	Y60-W109 N71-D99	-	-	-	-	-
TM2	-	-	D99-N134	L101-W176	-	-	T105-Y308
TM3	-	-	-	N132-D186	N132-Q219	-	N134-G307
TM4	-	-	-	-	D186-Q219	-	-
TM5	-	-	-	-	-	-	-
TM6	-	-	-	-	-	-	-

600 ns	TM1	TM2	TM3	TM4	TM5	TM6	TM7
TM1	-	N71-L95 Y60-W109	-	-	-	-	-
TM2	-	-	D99-N134	H94-W172, W176	-	-	T105-Y308
TM3	-	-	-	N132-D86 D148-T171	N132-Q219	-	-
TM4	-	-	-	-	D186-Q219	-	-
TM5	-	-	-	-	-	-	-
TM6	-	-	-	-	-	-	-

800 ns	TM1	TM2	TM3	TM4	TM5	TM6	TM7
TM1	-	Y60-T105	-	-	-	-	-
TM2	-	-	D99-N134	-	-	-	D99-Y308
TM3	-	-	-	N132-D186	N132-Q219	-	N134G307 R150Y318
TM4	-	-	-	-	D186-Q219	-	-
TM5	-	-	-	-	-	-	-
TM6	-	-	-	-	-	-	F264-H310

1000 ns	TM1	TM2	TM3	TM4	TM5	TM6	TM7
TM1	-	Y60-T105	-	-	-	-	-
TM2	-	-	D99-N134	H94-W176	-	-	L102-308
TM3	-	-	-	-	Y136-Q219	-	-
TM4	-	-	-	-	D186-Q219	-	-
TM5	-	-	-	-	-	-	-
TM6	-	-	-	-	-	-	-

700 ns	TM1	TM2	TM3	TM4	TM5	TM6	TM7
TM1	-	N71-D99 Y60-W109	-	-	-	-	N71-C311
TM2	-	-	-	-	-	-	D99-Y308 L102-Y308
TM3	-	-	-	N132-D186	-	-	-
TM4	-	-	-	-	D186-Q219	-	-
TM5	-	-	-	-	-	F224-W268	-
TM6	-	-	-	-	-	-	-

900 ns	TM1	TM2	TM3	TM4	TM5	TM6	TM7
TM1	-	N71-D99 Y60-T105	-	-	-	-	-
TM2	-	-	D99-N134	H94-W176	-	-	L102-Y308
TM3	-	-	-	-	-	-	-
TM4	-	-	-	-	-	-	-
TM5	-	-	-	-	-	-	-
TM6	-	-	-	-	-	-	-

Table S11. Polar interactions between TMs in CXCR3_CXCL11 CG-MD. 500 ns: Y150-C234, H237, 600: R252-F320, 700 ns: R252-F320, 800 ns: R252-F320.

0 ns	TM1	TM2	TM3	TM4	TM5	TM6	TM7	100 ns	TM1	TM2	TM3	TM4	TM5	TM6	TM7
TM1	-	-	-	-	-	-	-	TM1	-	-	-	-	-	-	-
TM2	-	-	D99-N134	-	-	-	-	TM2	-	-	D99-N134	-	-	-	-
TM3	-	-	-	N132-D186	-	-	-	TM3	-	-	-	N132-D186	-	-	-
TM4	-	-	-	-	D186-Q219	-	-	TM4	-	-	-	-	D186-Q219	-	-
TM5	-	-	-	-	-	-	-	TM5	-	-	-	-	-	-	-
TM6	-	-	-	-	-	-	-	TM6	-	-	-	-	-	-	-

200 ns	TM1	TM2	TM3	TM4	TM5	TM6	TM7	300 ns	TM1	TM2	TM3	TM4	TM5	TM6	TM7
TM1	-	-	-	-	-	-	Y60-S301	TM1	-	-	-	-	-	-	Y60-S301
TM2	-	-	D99-N134	H94-W176	-	-	D99-Y308	TM2	-	-	-	-	-	-	-
TM3	-	-	-	-	A139-A222 Y150-V230	N134-Y271 G138-W268	-	TM3	-	-	-	N132-D186, F182	-	G138-W268	-
TM4	-	-	-	-	D186-Q219	-	-	TM4	-	-	-	-	D186-Q219	-	-
TM5	-	-	-	-	-	G223-W268	-	TM5	-	-	-	-	-	-	-
TM6	-	-	-	-	-	-	-	TM6	-	-	-	-	-	-	-

400 ns	TM1	TM2	TM3	TM4	TM5	TM6	TM7	500 ns	TM1	TM2	TM3	TM4	TM5	TM6	TM7
TM1	-	-	-	-	-	-	Y60-S301	TM1	-	N71-T100	-	-	-	-	-
TM2	-	-	D99-N134	-	-	-	-	TM2	-	-	D99-N134	H94-W176	-	-	D99-Y308 L102-Y308
TM3	-	-	-	N132-D186	-	-	-	TM3	-	-	-	N132-D186	Y150-C234	N134-Y271 G138-W268	-
TM4	-	-	-	-	D186-Q219	-	-	TM4	-	-	-	-	-	-	-
TM5	-	-	-	-	-	-	-	TM5	-	-	-	-	-	-	-
TM6	-	-	-	-	-	-	-	TM6	-	-	-	-	-	-	-

600 ns	TM1	TM2	TM3	TM4	TM5	TM6	TM7	700 ns	TM1	TM2	TM3	TM4	TM5	TM6	TM7
TM1	-	-	-	-	-	-	Y60-S301	TM1	-	N71-D99 S80-H94	-	-	-	-	-
TM2	-	-	D99-N134	-	-	-	L92-318 D99-Y308 L102-Y308 W109-S304	TM2	-	-	D99-N134	H94-W176	-	-	D99-Y308 L102Y308 L104-Y308 W109-S304
TM3	-	-	-	N138-F182	Y136-L218 Y150-Y233, C234	G138-W268	-	TM3	-	-	-	-	Y150-Y233	G138-W268	-
TM4	-	-	-	-	D186-Q219	-	-	TM4	-	-	-	-	R186-Q219	-	-
TM5	-	-	-	-	-	-	-	TM5	-	-	-	-	-	-	-
TM6	-	-	-	-	-	-	-	TM6	-	-	-	-	-	-	Y271-L306

800 ns	TM1	TM2	TM3	TM4	TM5	TM6	TM7	900 ns	TM1	TM2	TM3	TM4	TM5	TM6	TM7
TM1	-	-	-	-	-	-	Y600-S301	TM1	-	-	-	-	-	-	-
TM2	-	-	D99-N134	H94-W176	-	-	D99-Y308	TM2	-	-	D99-N134	H94-W176	-	-	D99-Y308
TM3	-	-	-	N132-D186	-	G138-W268	-	TM3	-	-	-	N132-D186	-	N132-Y271 G138-W268	-
TM4	-	-	-	-	-	-	-	TM4	-	-	-	-	D186-Q219	-	-
TM5	-	-	-	-	-	-	-	TM5	-	-	-	-	-	-	-
TM6	-	-	-	-	-	-	-	TM6	-	-	-	-	-	-	-

1000 ns	TM1	TM2	TM3	TM4	TM5	TM6	TM7
TM1	-	N71-D99	-	-	-	-	-
TM2	-	-	D99-N134	-	-	-	D99-Y308
TM3	-	-	-	N132-D186	Y136-L218	-	-
TM4	-	-	-	-	D186-Q219	-	-
TM5	-	-	-	-	-	-	-
TM6	-	-	-	-	-	-	-

Table S12. Polar interactions between TMs in CXCR3/GP complex 1 μ s. The arginine cage is present at 1000 ns and R149 interacts with TM5 and TM7. The residue R149 is not oriented to GP in any frame of simulation.

0 ns	TM1	TM2	TM3	TM4	TM5	TM6	TM7	100 ns	TM1	TM2	TM3	TM4	TM5	TM6	TM7
TM1	-	-	-	-	-	-	Y60-S301	TM1	-	N71-T100	-	-	-	-	-
TM2	-	-	D99-N134	-	-	-	-	TM2	-	-	-	-	-	-	-
TM3	-	-	-	-	Y136-L218 N132-Q219	-	A127,F131-Y308	TM3	-	-	-	-	-	N132-Y271	A127-S304
TM4	-	-	-	-	D186-Q219	-	D186-K300	TM4	-	-	-	-	D186-Q219	-	D186-K300
TM5	-	-	-	-	-	-	-	TM5	-	-	-	-	-	-	-
TM6	-	-	-	-	-	-	L256-Y318	TM6	-	-	-	-	-	-	-

200 ns	TM1	TM2	TM3	TM4	TM5	TM6	TM7	300 ns	TM1	TM2	TM3	TM4	TM5	TM6	TM7
TM1	-	-	-	-	-	-	-	TM1	-	-	-	-	-	-	-
TM2	-	-	D99-N134	-	-	-	-	TM2	-	-	D99-N134	-	-	-	-
TM3	-	-	-	N132-D186	Y136-L218	-	I145,R149-Y318	TM3	-	-	-	-	Y136-L218 S146-P227, Y235	N132-Y271	A127-S304 S146-Y318 R149-Y318
TM4	-	-	-	-	D186-Q219	-	D186-K300	TM4	-	-	-	-	D186-Q219	-	D186-K300
TM5	-	-	-	-	-	-	-	TM5	-	-	-	-	-	R216-V275	-
TM6	-	-	-	-	-	-	-	TM6	-	-	-	-	-	-	Y271-K300 A263-N314

800 ns	TM1	TM2	TM3	TM4	TM5	TM6	TM7	900 ns	TM1	TM2	TM3	TM4	TM5	TM6	TM7
TM1	-	-	-	-	-	-	-	TM1	-	-	-	-	-	-	N71-C312
TM2	-	-	D99-N134	-	-	-	-	TM2	-	-	D99-N134	-	-	-	D99-Y308
TM3	-	-	-	N132-F182	Y136-L218	-	A126-S304 N134-Y308	TM3	-	-	-	-	N132-F181	N132-Q219 R149-Y235	N134-Y308 R149-V231
TM4	-	-	-	-	-	-	D186-K300	TM4	-	-	-	-	-	-	D186-K300
TM5	-	-	-	-	-	R216-V275 Q219-Y271	-	TM5	-	-	-	-	-	Q219-Y271	-
TM6	-	-	-	-	-	-	-	TM6	-	-	-	-	-	-	A263-H310

1000 ns	TM1	TM2	TM3	TM4	TM5	TM6	TM7
TM1	-	-	-	-	-	-	-
TM2	-	-	D99-N134	-	-	-	-
TM3	-	-	-	-	-	-	A126-S304 L130-Y308 I145-Y318 R149-Y318
TM4	-	-	-	-	D186-Q219	-	D186-K300
TM5	-	-	-	-	-	Q219-Y271 L220-H272	-
TM6	-	-	-	-	-	-	-

Table S14. Polar interactions between TMs in CXCR3_CXCL10 250 ns AA-MD.

0 ns	TM1	TM2	TM3	TM4	TM5	TM6	TM7
TM1	-	N71-D99 S80-H94	-	-	-	-	W71-C311
TM2	-	-	-	V97-W176	-	-	T105-S304
TM3	-	-	-	N132-D186	N132-219	-	-
TM4	-	-	-	-	-	-	-
TM5	-	-	-	-	-	-	-
TM6	-	-	-	-	-	-	-

25 ns	TM1	TM2	TM3	TM4	TM5	TM6	TM7
TM1	-	N71-D99	-	-	-	-	-
TM2	-	-	-	-	-	-	-
TM3	-	-	-	N132-F182, D186	-	-	N134-C311
TM4	-	-	-	-	-	-	-
TM5	-	-	-	-	-	-	-
TM6	-	-	-	-	-	-	-

50 ns	TM1	TM2	TM3	TM4	TM5	TM6	TM7
TM1	-	N71-D99	-	-	-	-	-
TM2	-	-	-	-	-	-	-
TM3	-	-	-	N132-D186	S146-Y235	-	A137-N314
TM4	-	-	-	-	-	-	-
TM5	-	-	-	-	-	R216-Y271	-
TM6	-	-	-	-	-	-	-

75 ns	TM1	TM2	TM3	TM4	TM5	TM6	TM7
TM1	-	-	-	-	-	-	-
TM2	-	-	-	-	-	-	-
TM3	-	-	-	N132-D186	S146-Y235	N134-W268	A137-N314 R149-Y318
TM4	-	-	-	-	-	-	-
TM5	-	-	-	-	-	Q219-Y271	-
TM6	-	-	-	-	-	-	-

100 ns	TM1	TM2	TM3	TM4	TM5	TM6	TM7
TM1	-	N71-D99	-	-	-	-	-
TM2	-	-	-	-	-	-	-
TM3	-	-	-	N132-F182	-	-	A137-N314
TM4	-	-	-	-	-	-	-
TM5	-	-	-	-	-	R216-Y271	-
TM6	-	-	-	-	-	-	-

125 ns	TM1	TM2	TM3	TM4	TM5	TM6	TM7
TM1	-	N71-D99	-	-	-	-	-
TM2	-	-	-	-	-	-	-
TM3	-	-	-	N132-D186	-	N134-W268	A137-N314
TM4	-	-	-	-	-	-	-
TM5	-	-	-	-	-	R216-Y271	-
TM6	-	-	-	-	-	-	-

150 ns	TM1	TM2	TM3	TM4	TM5	TM6	TM7
TM1	-	-	-	-	-	-	-
TM2	-	-	-	-	-	-	-
TM3	-	-	-	N132-D186	-	-	-
TM4	-	-	-	-	-	-	-
TM5	-	-	-	-	-	-	-
TM6	-	-	-	-	-	-	-

175 ns	TM1	TM2	TM3	TM4	TM5	TM6	TM7
TM1	-	-	-	-	-	-	-
TM2	-	-	-	-	-	-	-
TM3	-	-	-	N132-D186	-	N134-W268	A137-N314
TM4	-	-	-	-	-	-	-
TM5	-	-	-	-	-	-	-
TM6	-	-	-	-	-	-	-

200 ns	TM1	TM2	TM3	TM4	TM5	TM6	TM7
TM1	-	N71-D99-	-	-	-	-	-
TM2	-	-	-	-	-	-	W109-S302
TM3	-	-	-	N132-D186	-	N134-W268	A137-N314
TM4	-	-	-	-	-	-	-
TM5	-	-	-	-	-	-	-
TM6	-	-	-	-	-	-	-

225 ns	TM1	TM2	TM3	TM4	TM5	TM6	TM7
TM1	-	A76-D99	-	-	-	-	-
TM2	-	-	-	-	-	-	-
TM3	-	-	-	N132-F182	-	N134-W268	A137-N314
TM4	-	-	-	-	-	-	-
TM5	-	-	-	-	-	-	-
TM6	-	-	-	-	-	-	-

250 ns	TM1	TM2	TM3	TM4	TM5	TM6	TM7
TM1	-	-	-	-	-	-	-
TM2	-	-	-	-	-	-	W109-S302
TM3	-	-	-	N132- F182, D186	N132-Q219	N134-W268	A137-N314
TM4	-	-	-	-	-	-	-
TM5	-	-	-	-	-	Q219-Y271	-
TM6	-	-	-	-	-	-	-

Table S15. Polar interactions between CXCR3_alpha subunit 250 ns AA-MD.

0 ns		25 ns		50 ns		75 ns		100 ns		125 ns		150 ns		175 ns		200 ns		225 ns		250 ns	
R	A	R	A	R	A	R	A	R	A	R	A	R	A	R	A	R	A	R	A	R	A
R250	D337	R250	D337	R342	D25	A84	H195	R342	E27	S364	K209	R353	D19	R149	D193	T83	E32	R149	D193	A84	R31
R149	D193	E327	R31	R82	T190	R353	D19	Y365	L353,W258	Y365	L353	T157	K192	R353	D19	R82	E24	R342	E27	T83	R31
L79	E24, R23	W330	E24	T88	D193	R342	D25	Q341	D25	R353	D19	R149	D193	L159	Q333	S80	R25	R161	H56	D89	R31
R342	R23, D25	R342	D25	Y365	G352, W258	R352	C2	R335	D25	T83	H195	R342	E27	Q158	Q333	W330	R23	W330	R23	R249	D341
W330	E37	S87	D193	R162	Q333	W330	E24	R353	D19	R342	D25, E27	S366	F354	R161	Q51, T329	R353	D19	R82	E24	R82	E24
R353	D19	T88	D193	E327	R31	S87	D193	R162	Q333	Y160	Q333	W330	R23	W330	R23	R342	E27	L159	Q333	W330	R23
Y265	Q217	Y365	W258, L353	C338	K28	Y365	G217, W258	Y160	Q333	R161	Q51, Q333	R161	I54	R82	E24	T157	D337	T83	R31	R149	D193
R249	D341	R161	H56	R353	D19			A84	T190	R149	D193	Y365	G217, W258, L353	R342	E27	R161	Q51, K53, T329	D89	R31	Y365	L353
		R353	D19	R335	R23			S87	D193	S366	W258	E327	R31	S366	F354	R149	D193	A84	W258	R342	E27
								E327	R31					Y365	G217	Y365	G217, W258	Y365		Q158	K330
																				L159	Q333