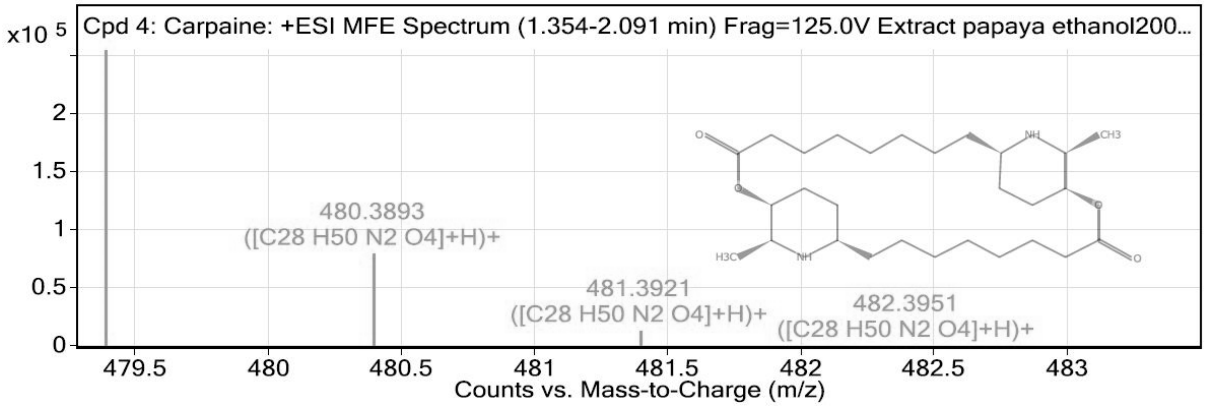
Cpd 4: Carpaine: +ESI MFE Spectrum (1.354-2.091 min) Frag=125.0V Extract papaya ethanol200...
x10 5
480.3893
([C28 H50 N2 O4]+H)+
481.3921
([C28 H50 N2 O4]+H)+
482.3951
([C28 H50 N2 O4]+H)+
Counts vs. Mass-to-Charge (m/z)

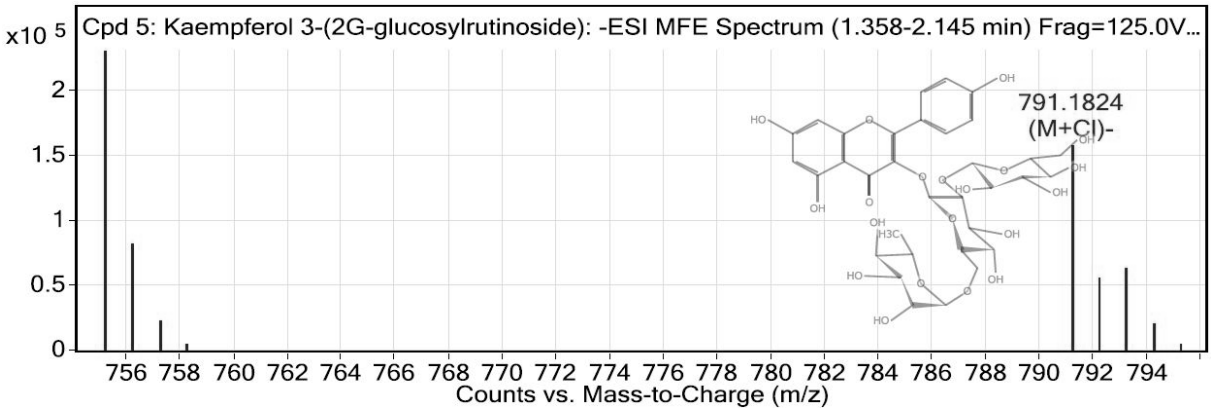
Cpd 5: Kaempferol 3-(2G-glucosylrutinoside): -ESI MFE Spectrum (1.358-2.145 min) Frag=125.0V...
x10 5
791.1824
(M+Cl)-
Counts vs. Mass-to-Charge (m/z)

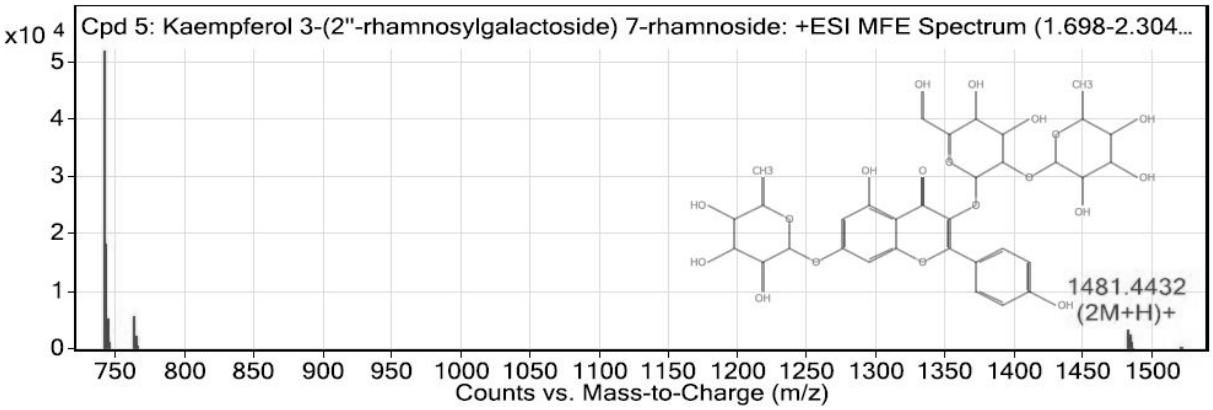
Cpd 5: Kaempferol 3-(2''-rhamnosylgalactoside) 7-rhamnoside: +ESI MFE Spectrum (1.698-2.304...
x10 4
1481.4432
(2M+H)+
Counts vs. Mass-to-Charge (m/z)

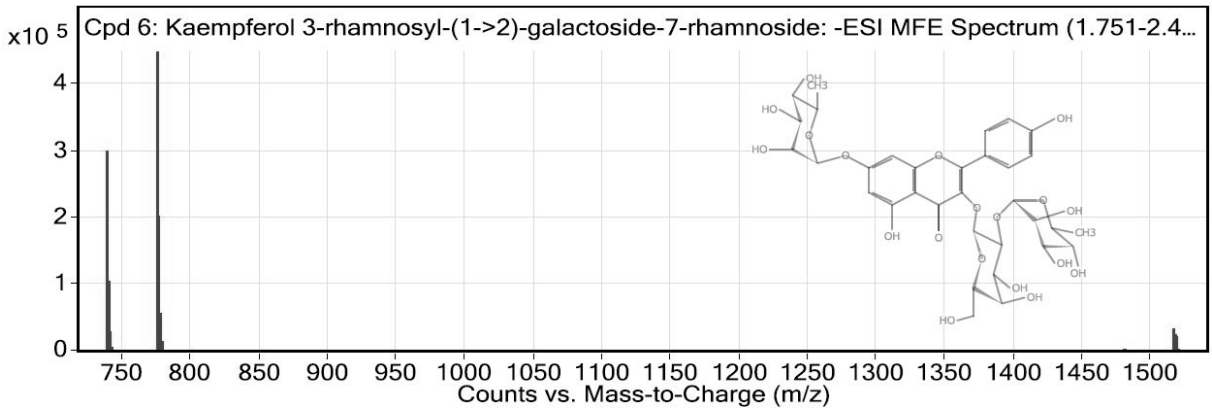
Cpd 6: Kaempferol 3-rhamnosyl-(1->2)-galactoside-7-rhamnoside: -ESI MFE Spectrum (1.751-2.4...
x10 5
Counts vs. Mass-to-Charge (m/z)

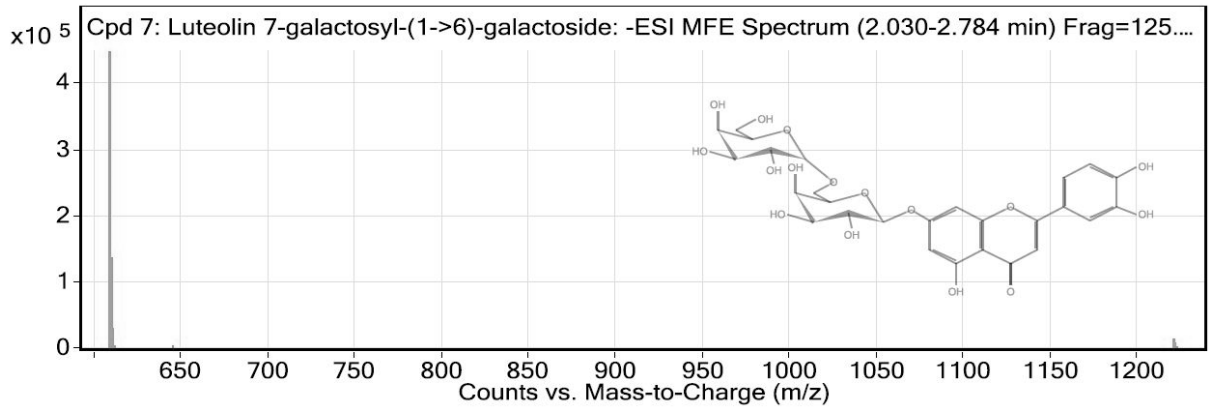
Cpd 7: Luteolin 7-galactosyl-(1->6)-galactoside: -ESI MFE Spectrum (2.030-2.784 min) Frag=125....
x10 5
Counts vs. Mass-to-Charge (m/z)

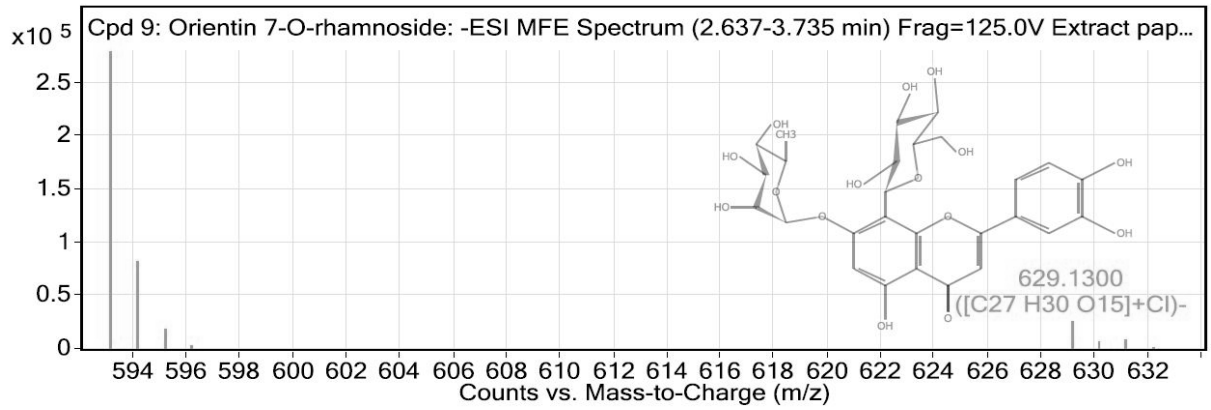
Cpd 9: Orientin 7-O-rhamnoside: -ESI MFE Spectrum (2.637-3.735 min) Frag=125.0V Extract pap...
x10 5
629.1300
([C27 H30 O15]+Cl)-
Counts vs. Mass-to-Charge (m/z)

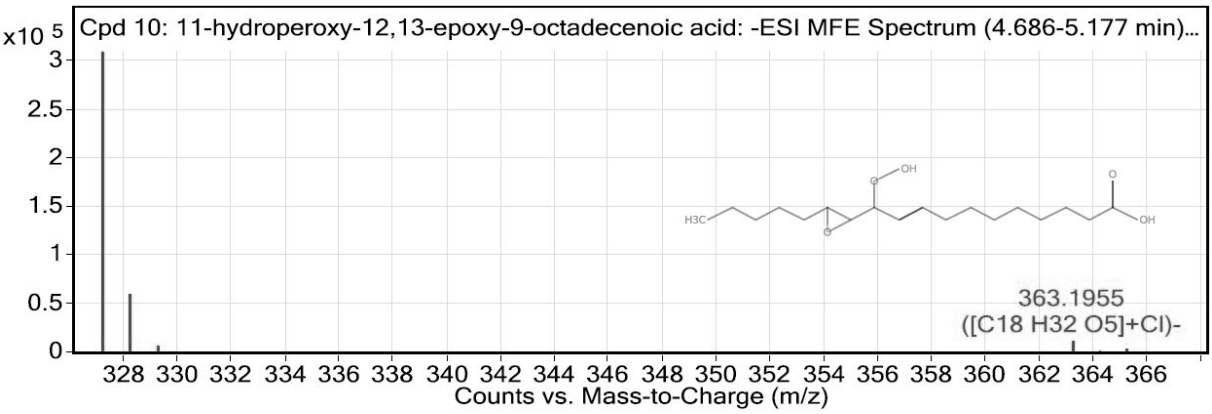
Cpd 10: 11-hydroperoxy-12,13-epoxy-9-octadecenoic acid: -ESI MFE Spectrum (4.686-5.177 min)...
x10 5
363.1955
([C18 H32 O5]+Cl)-
Counts vs. Mass-to-Charge (m/z)

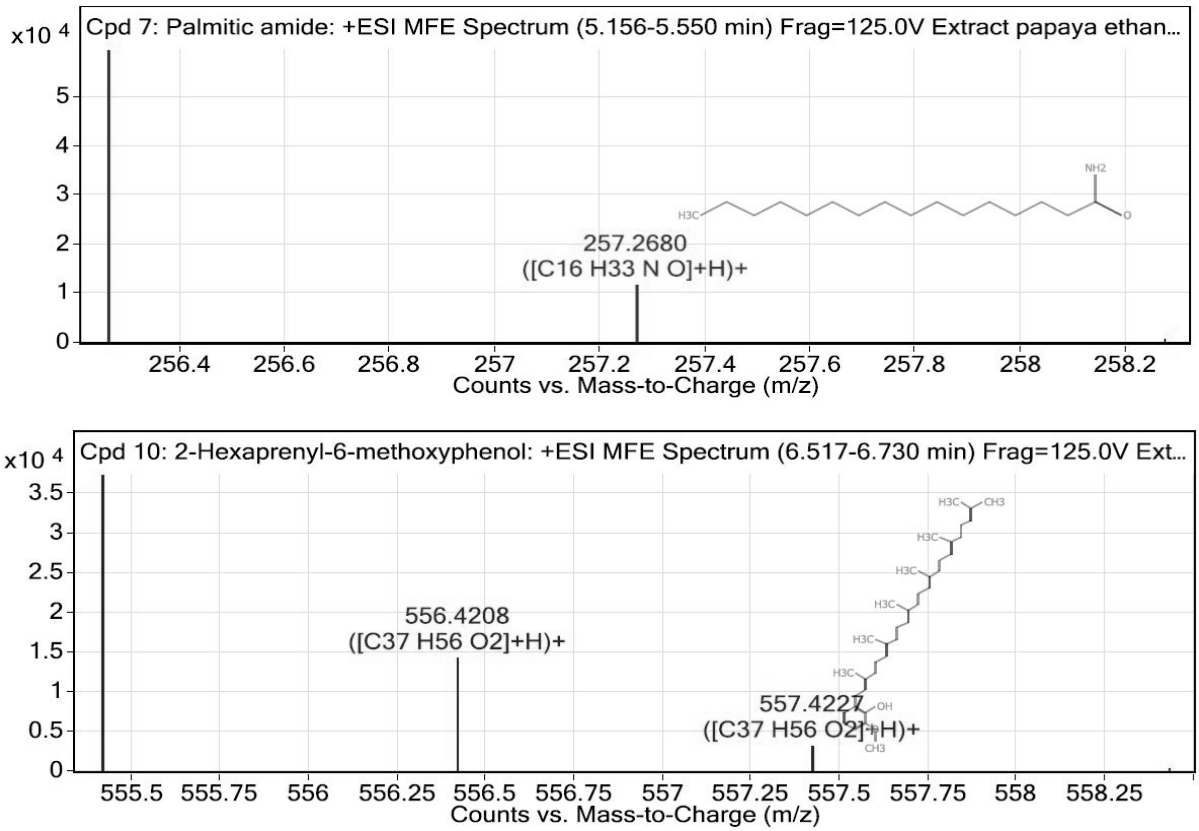

Figure S1. Compounds profiles of *C. papaya* obtained from reflux technique.