

## Supporting Information

### Development of Second Generation Activity-based Chemical Probes for Sirtuins


Alyson C. Curry <sup>1</sup>, Elizabeth Barton <sup>1</sup>, Wenjia Kang <sup>1</sup>, Daniel V. Mongeluzi <sup>1</sup> and Yana Cen <sup>1,2,\*</sup>

<sup>1</sup> Department of Medicinal Chemistry, Virginia Commonwealth University, Richmond, VA 23219;

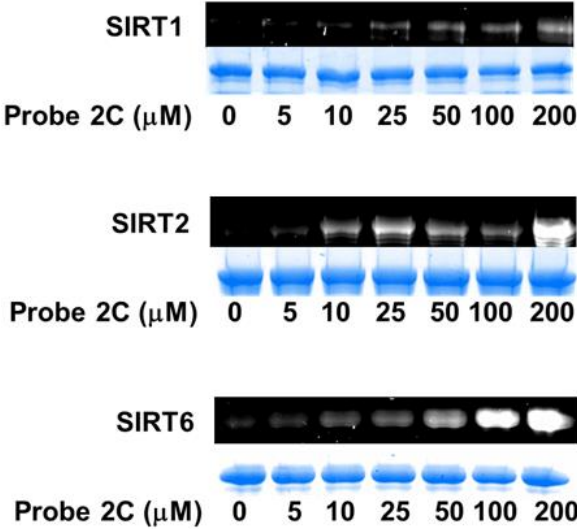
<sup>2</sup> Institute for Structural Biology, Drug Discovery and Development, Virginia Commonwealth University, Richmond, VA 23219;

\* Correspondence: [ceny2@vcu.edu](mailto:ceny2@vcu.edu); Tel.: +01-804-828-7405

**Figure S1.** Dose-dependent labeling of human sirtuins by probe 2A.



**Figure S2.** Concentration-dependent labeling of sirtuins by probe 2C.



**Figure S3.** Probe 2A is a cell permeable SIRT1 inhibitor.

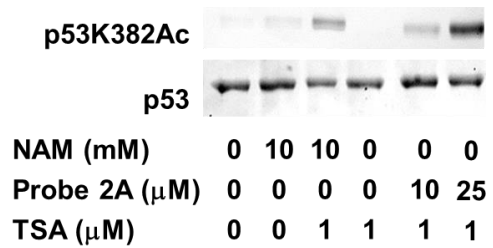


Figure S4. NMR spectra of the probes.

