

Supplementary Materials

Pogostone Enhances the Antibacterial Activity of Colistin against MCR-1-Positive Bacteria by Inhibiting the Biological Function of MCR-1

Shengnan Xie ^{1,†}, Li Li ^{1,†}, Baihe Zhan ¹, Xue Shen ², Xuming Deng ¹, Wenxi Tan ^{3,*} and Tianqi Fang ^{1,2,*}

¹ Key Laboratory of Zoonosis Research, Ministry of Education, Institute of Zoonosis, College of Veterinary Medicine, Jilin University, Changchun 130062, China

² Department of Food Quality and Safety, Jilin University, Changchun 130062, China

³ Department of Obstetrics and Gynecology, The Second Hospital of Jilin University, Changchun 130041, China




Figure S1. *E.coli* BL21(DE3) (pET28a-*mcr-1*)-(4 h).

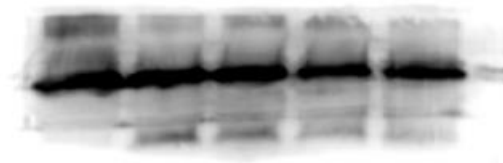


Figure S2. *E.coli* BL21(DE3) (pET28a-*mcr-1*)-(8 h).

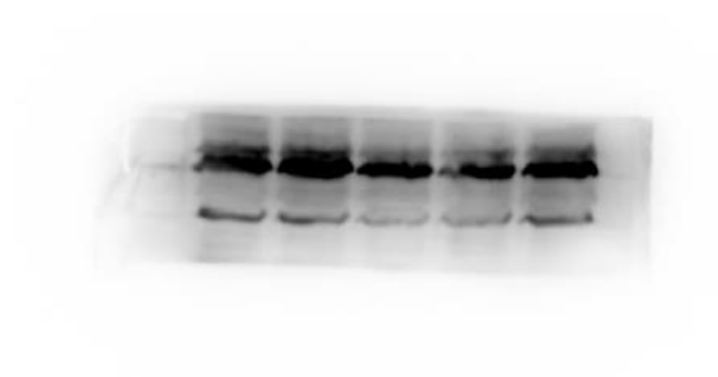


Figure S3. *E.coli* ZJ487-(4 h).

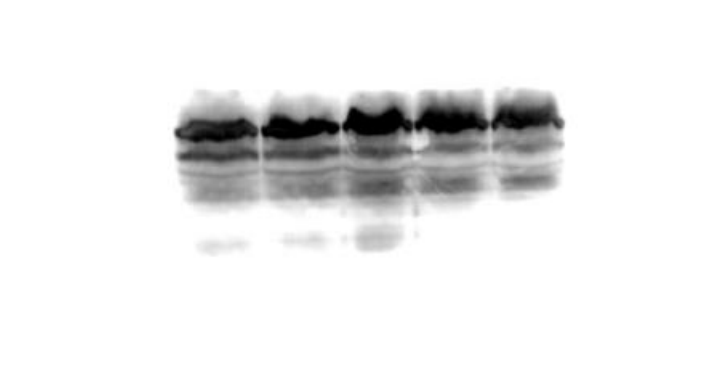


Figure S4. *E.coli* ZJ487-(8 h).

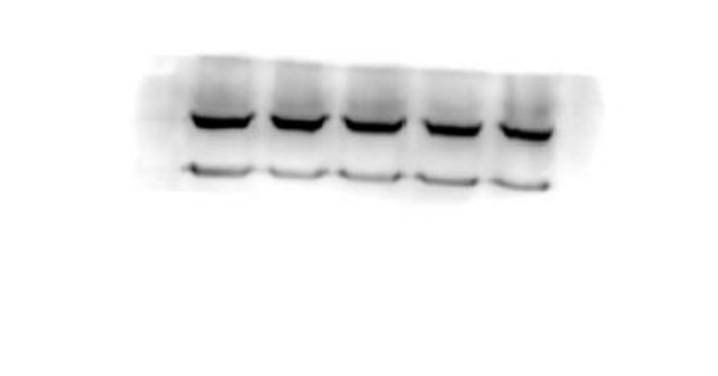


Figure S5. *K.pneumoniae* ZJ02-(4 h).

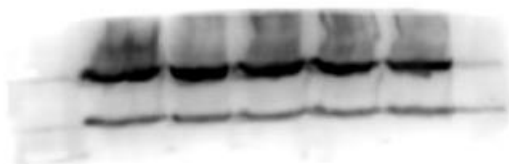


Figure S6. *K.pneumoniae* ZJ02-(8 h).

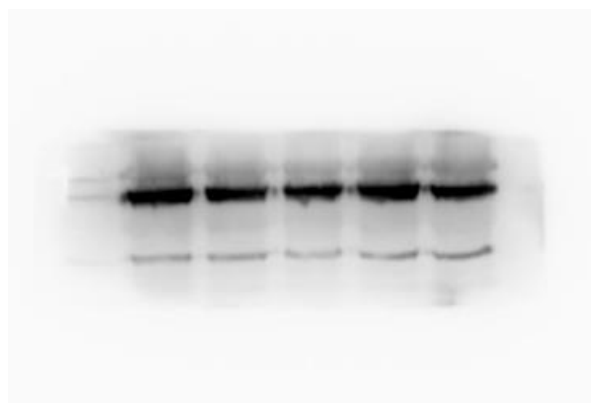


Figure S7. *S. typhimurium* HYM2-(4 h).

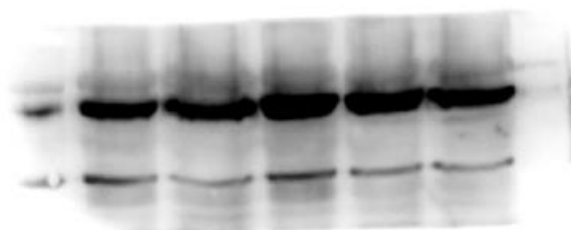


Figure S8. *S. typhimurium* HYM2-(8 h).