

8,9-Dihydrocannabidiol, an alternative of cannabidiol, its preparation, antibacterial and antioxidant ability

Qi Wu^{1,2}, Mao-yue Guo², Liang-hua Zou³, Qi-qi Wang² and Yong-mei Xia^{1,2*}

^a *State Key Laboratory of Food Science and Technology, Jiangnan University, Wuxi, Jiangsu 214122, China*

^b *School of Chemical and Material Engineering, Jiangnan University, Wuxi, Jiangsu 214122, China*

^c *School of Life Science and Health Engineering, Jiangnan University, Wuxi, Jiangsu 214122, China*

Caption list

Figure S1. ¹H NMR(400 MHz, CDCl₃) and ¹³C NMR(126 MHz, CDCl₃) and MS spectra of 8,9-dihydrocannabidiol (H₂CBD)

Figure S2. ¹H NMR(400 MHz, CDCl₃) and ¹³C NMR(126 MHz, CDCl₃) and MS spectra of 6,6,8,9-tetrahydrocannabinol (6,6,8,9-THC)

Figure S3. ¹H NMR(400 MHz, CDCl₃) and ¹³C NMR(126 MHz, CDCl₃) and MS spectra of 2'-Isopropyl-4,5'-dimethyl-1',2'-dihydro-3',4'-tetrahydro-[1,1'-biphenyl]-2,6-diol (1a)

Figure S4. ¹H NMR(400 MHz, CDCl₃) and ¹³C NMR(126 MHz, CDCl₃) and MS spectra of 2'-Isopropyl-4,5'-dimethyl-1',2'-dihydro-3',4',6'-hexahydro-1',2-methoxybenzo[b]oxacyclooctatrien-6-ol (1b)

Figure S5. ¹H NMR(400 MHz, CDCl₃) and ¹³C NMR(126 MHz, CDCl₃) and MS spectra of 2'-Isopropyl-5'-methyl-1',2'-dihydro-3',4'-tetrahydro-[1,1'-biphenyl]-2,6-diol (2a)

Figure S6. ¹H NMR(400 MHz, CDCl₃) and ¹³C NMR(126 MHz, CDCl₃) and MS spectra of 2'-Isopropyl-5'-methyl-1',2'-dihydro-3',4',6'-hexahydro-1',2-methoxybenzo[b]oxacyclooctatrien-6-ol (2b)

Figure S7. ¹H NMR(400 MHz, CDCl₃) and ¹³C NMR(126 MHz, CDCl₃) and MS spectra of 2'-Isopropyl-5'-methyl-1',2'-dihydro-3',4'-tetrahydrocyclohexyl-6-en-1-yl)naphthalene-2-ol (3a)

Figure S8. ¹H NMR(400 MHz, CDCl₃) and ¹³C NMR(126 MHz, CDCl₃) and MS spectra of 2'-Isopropyl-5'-methyl-1',2'-dihydro-3',4',6'-hexahydro-1,7'-methylnonaphthalene[2,1-b]oxoxine (3b)

Figure S9. ¹H NMR(400 MHz, CDCl₃) and ¹³C NMR(126 MHz, CDCl₃) and MS spectra of 2'-Isopropyl-5'-methyl-1',2'-dihydro-3',4'-tetrahydro-[1,1'-biphenyl]-2,4,6-triol (4)

¹H NMR, ¹³C NMR and MS Data

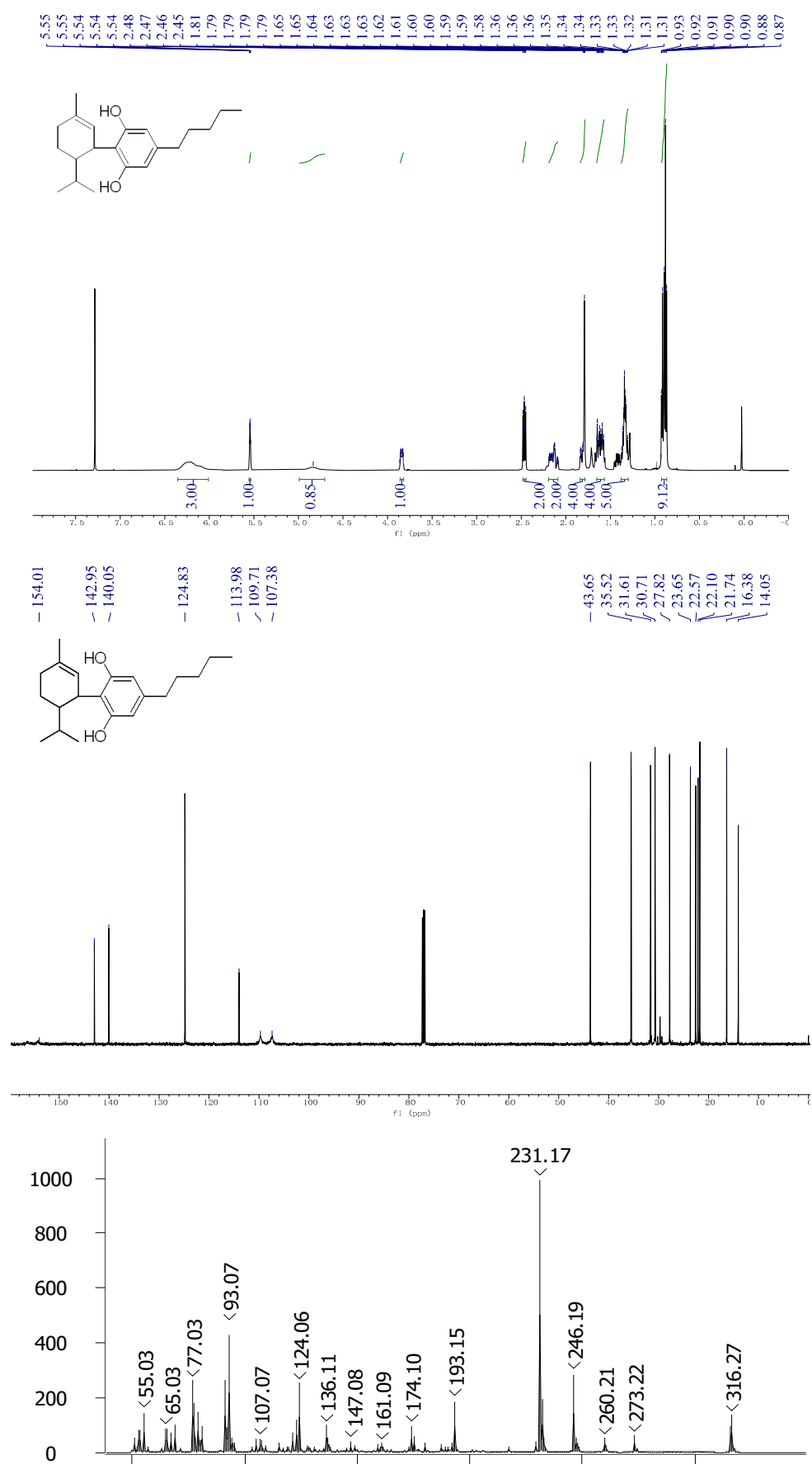


Figure S1. ^1H NMR(400 MHz, CDCl_3), ^{13}C NMR(126 MHz, CDCl_3) and MS spectra of 8,9-dihydrocannabidiol (H₂CBD)

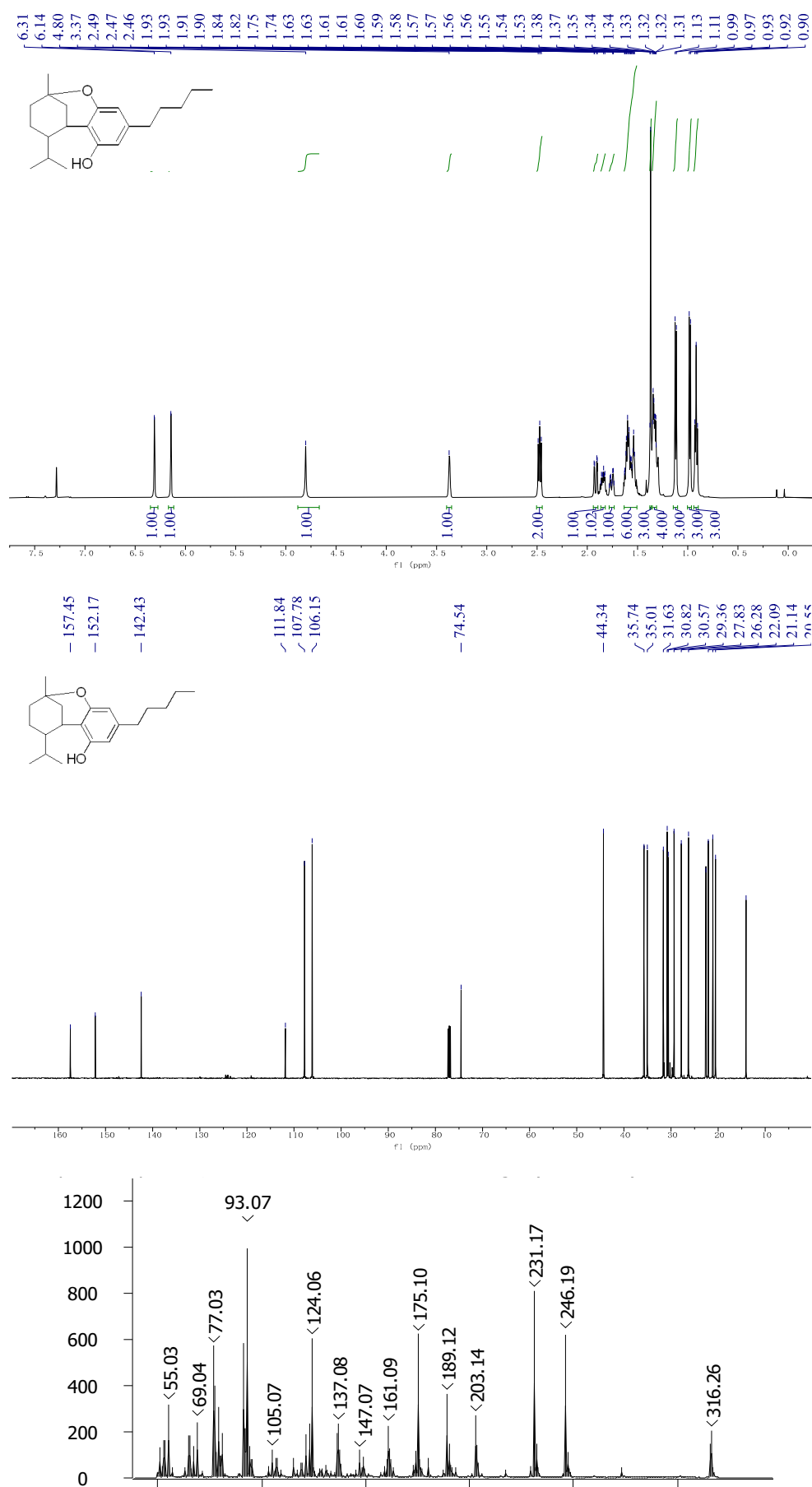
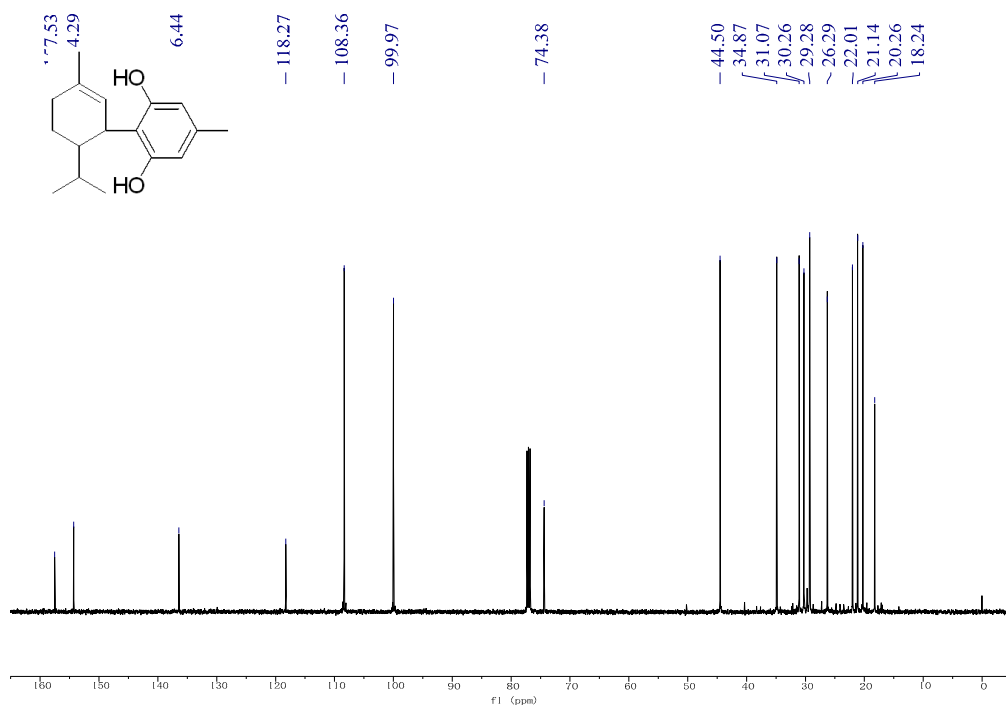
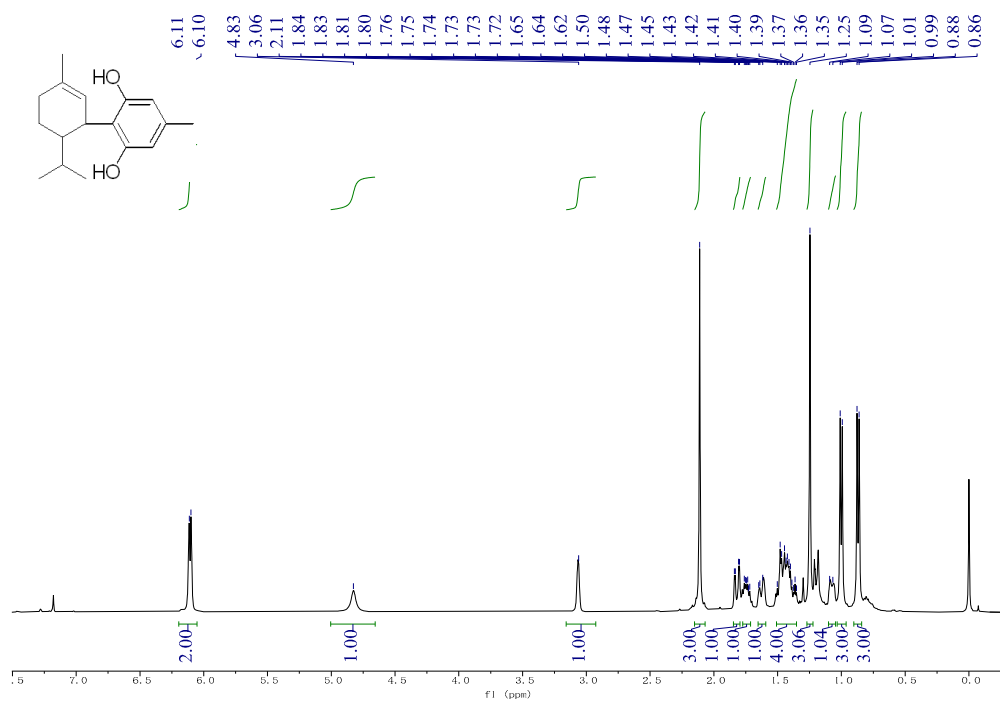


Figure S2. ^1H NMR(400 MHz, CDCl_3), ^{13}C NMR(126 MHz, CDCl_3) and MS spectra of 6,6,8,9-tetrahydrocannabinol (6,6,8,9-THC)



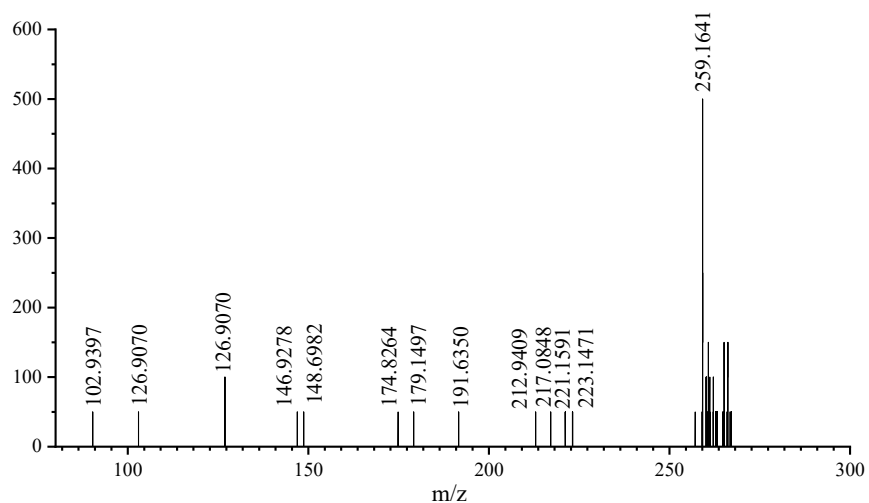
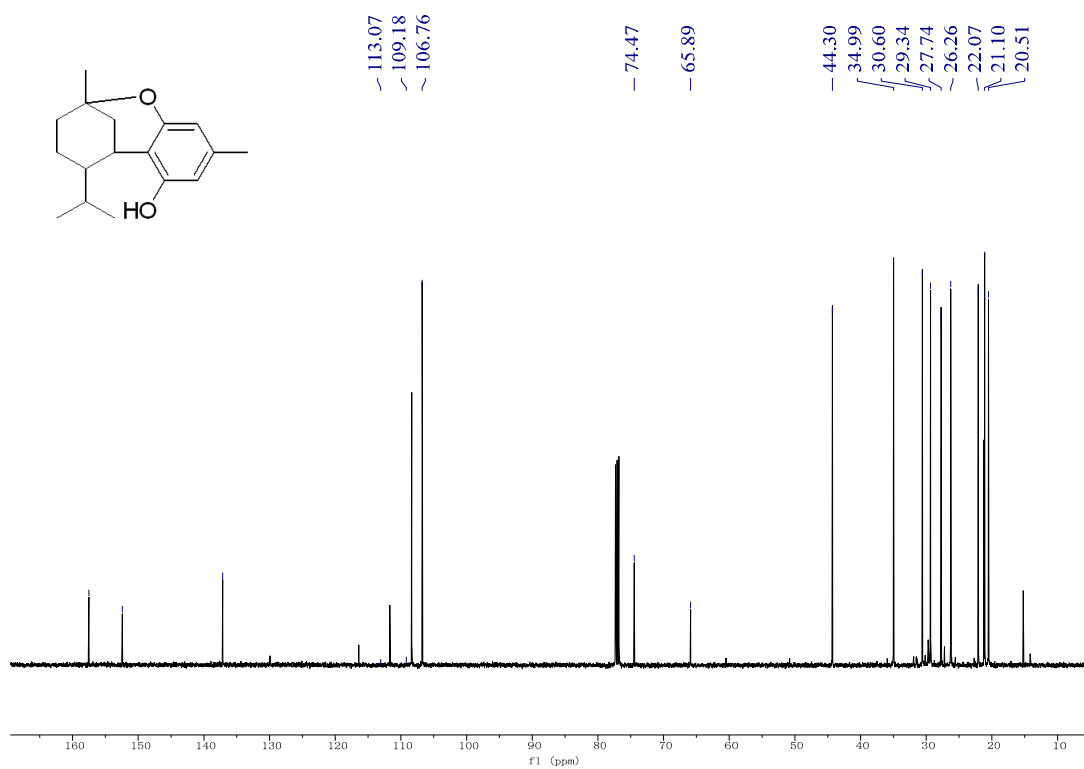
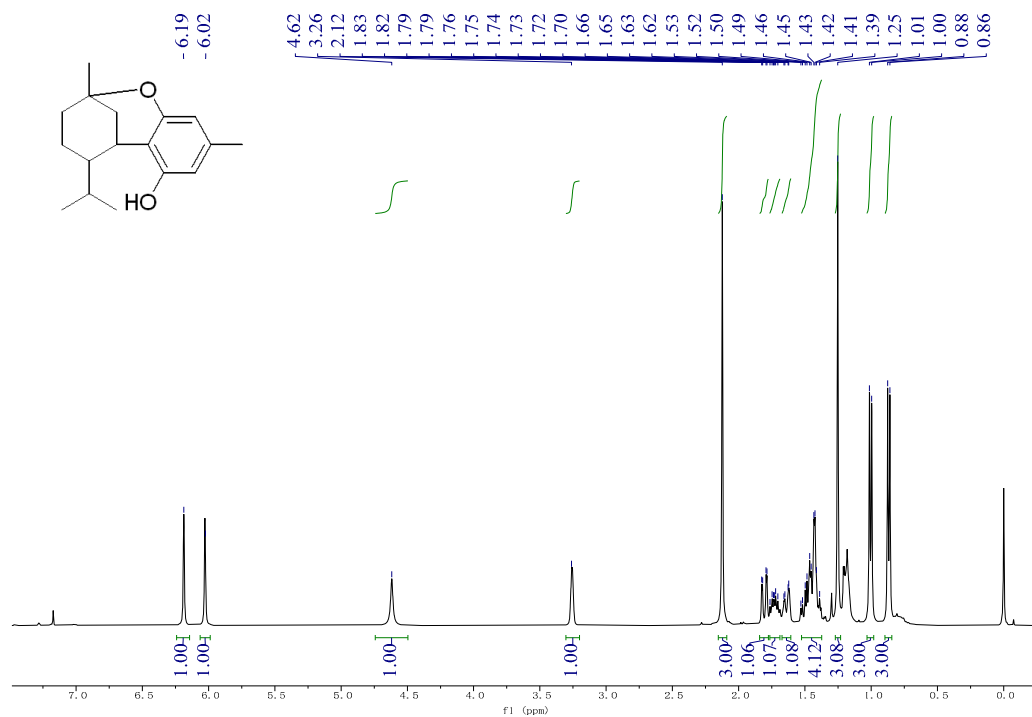


Figure S3. ^1H NMR (400 MHz, CDCl_3) and ^{13}C NMR (126 MHz, CDCl_3) and MS spectra of 2'-Isopropyl-4,5'-dimethyl-1',2'-dihydro-3',4'-tetrahydro-[1,1'-biphenyl]-2,6-diol (**1a**)



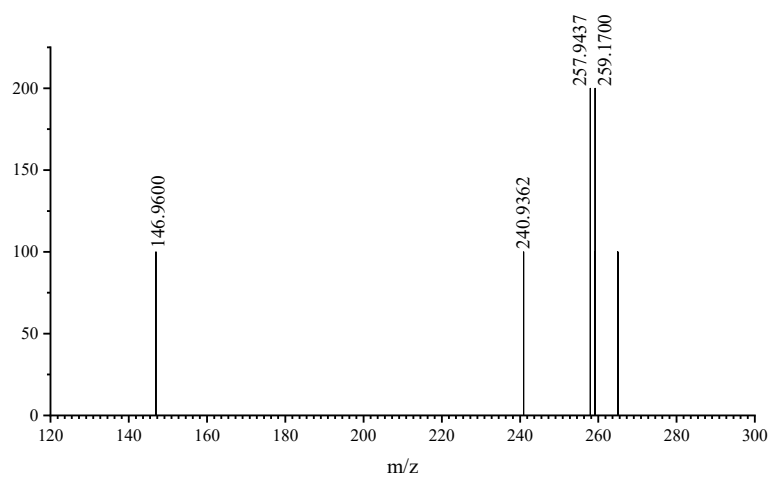
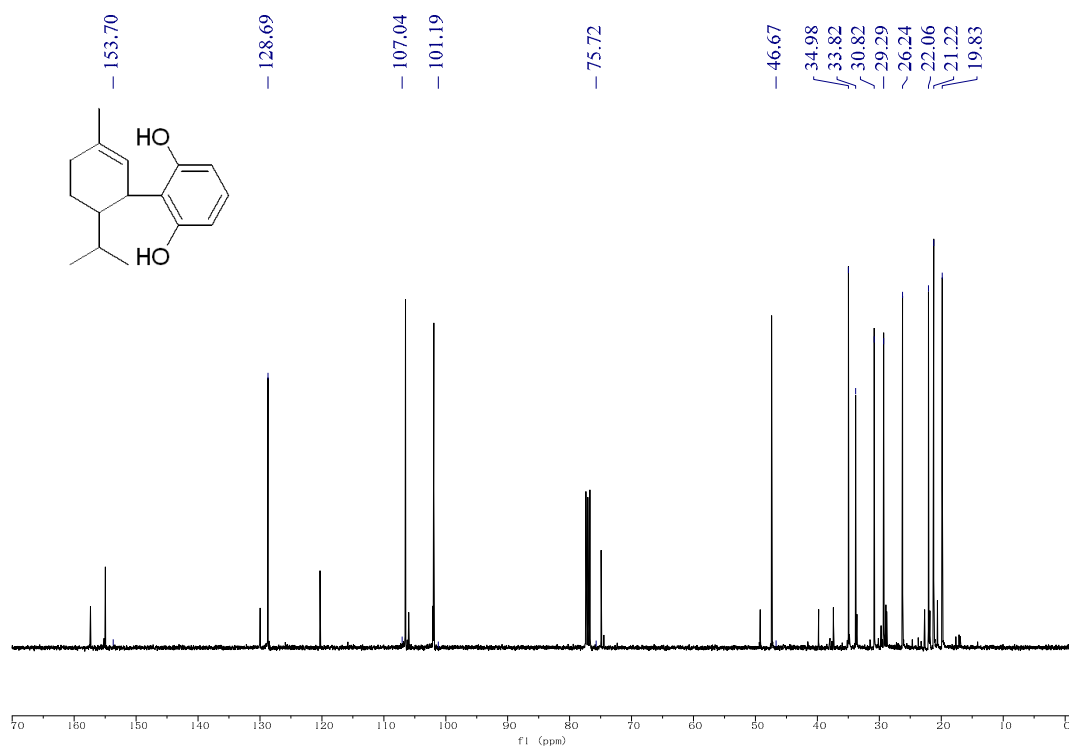
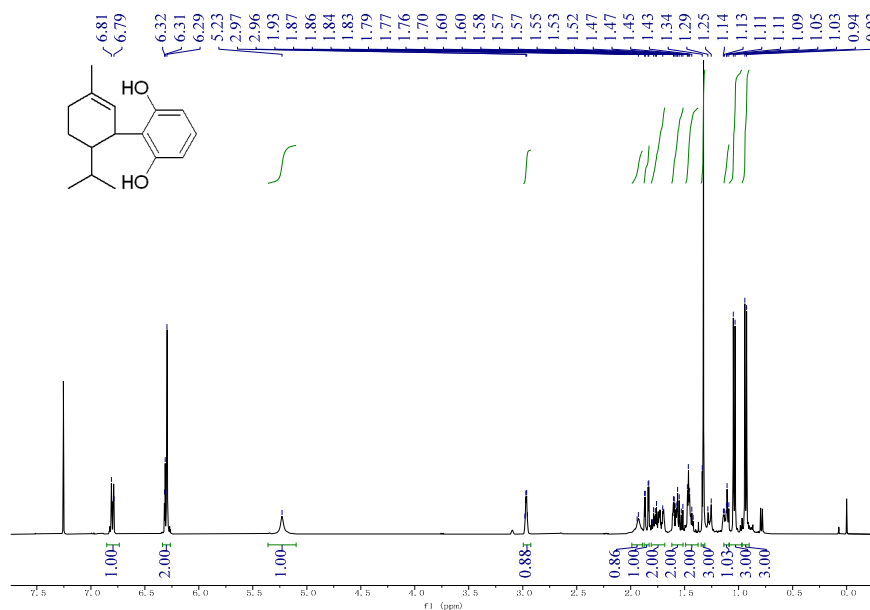


Figure S4. ^1H NMR(400 MHz, CDCl_3) and ^{13}C NMR(126 MHz, CDCl_3) spectra of 2'-Isopropyl-4,5'-dimethyl-1',2'-dihydro-3',4',6'-hexahydro-1',2-methoxybenzo[b]oxacyclooctatrien-6-ol (**1b**)



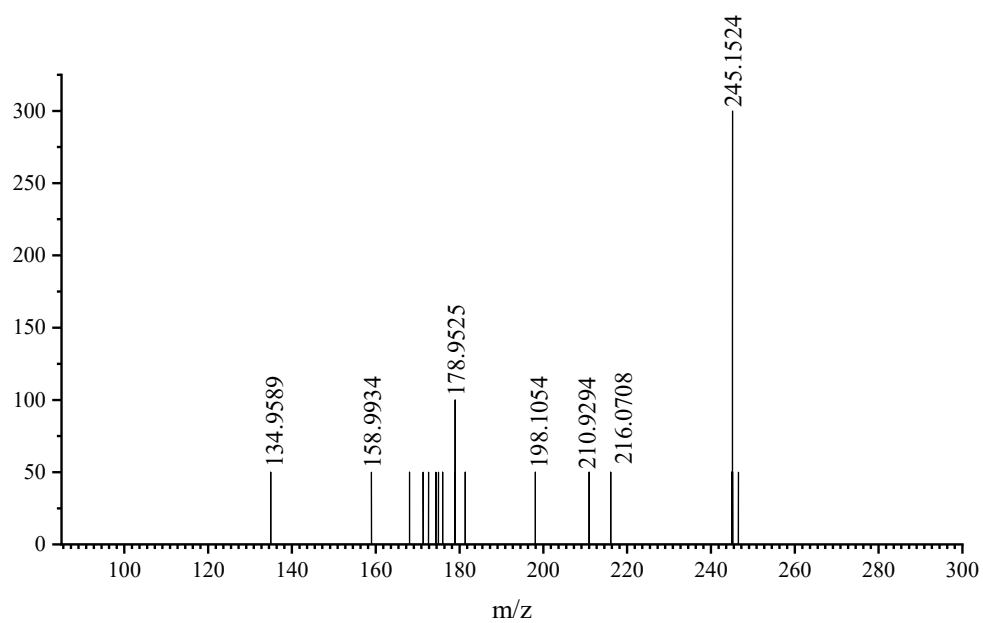
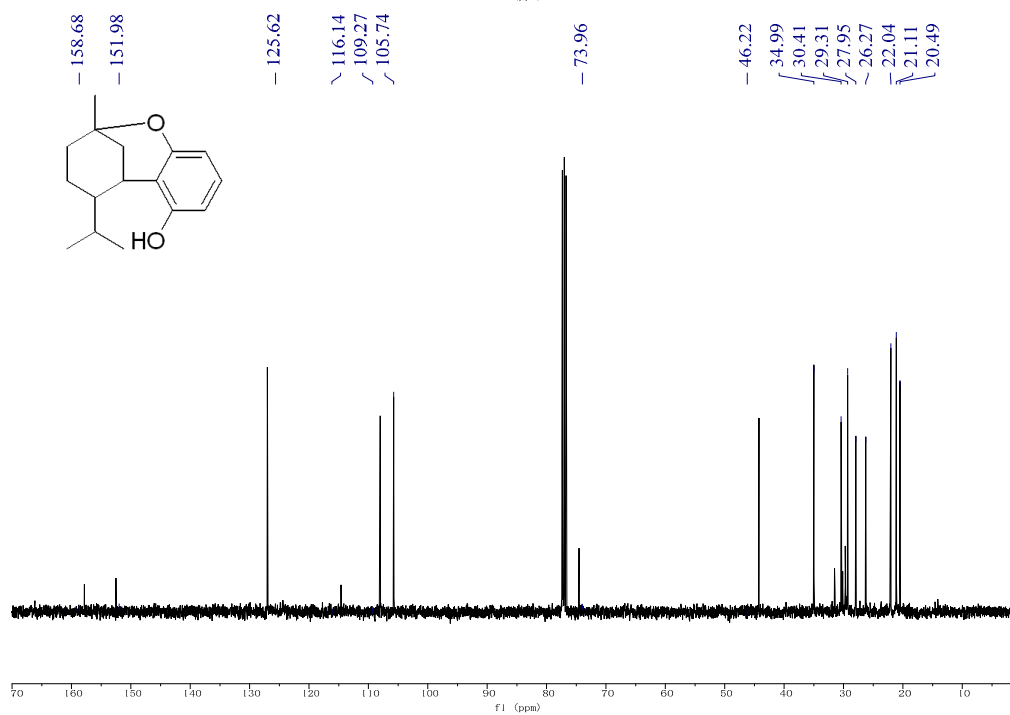
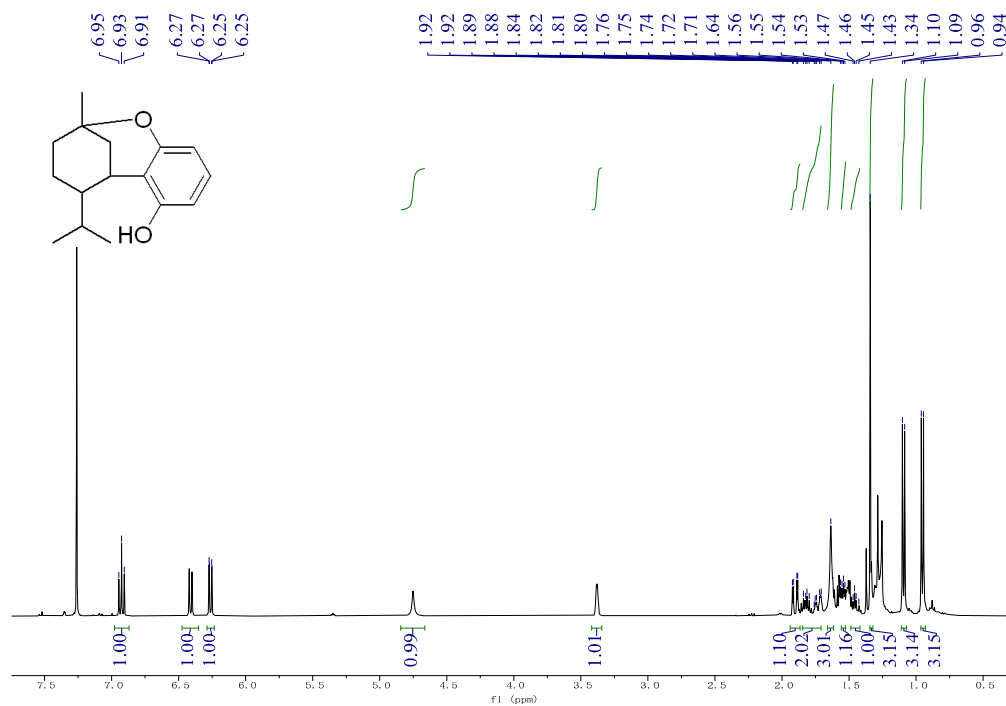


Figure S5. ^1H NMR(400 MHz, CDCl_3) and ^{13}C NMR(126 MHz, CDCl_3) spectra of 2'-Isopropyl-5'-methyl-1',2'-dihydro-3',4'-tetrahydro-[1,1'-biphenyl]-2,6-diol (**2a**)



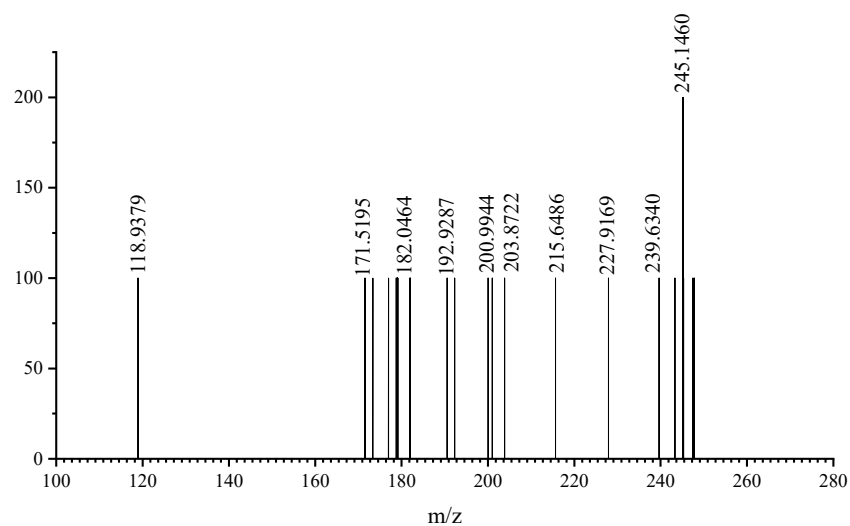
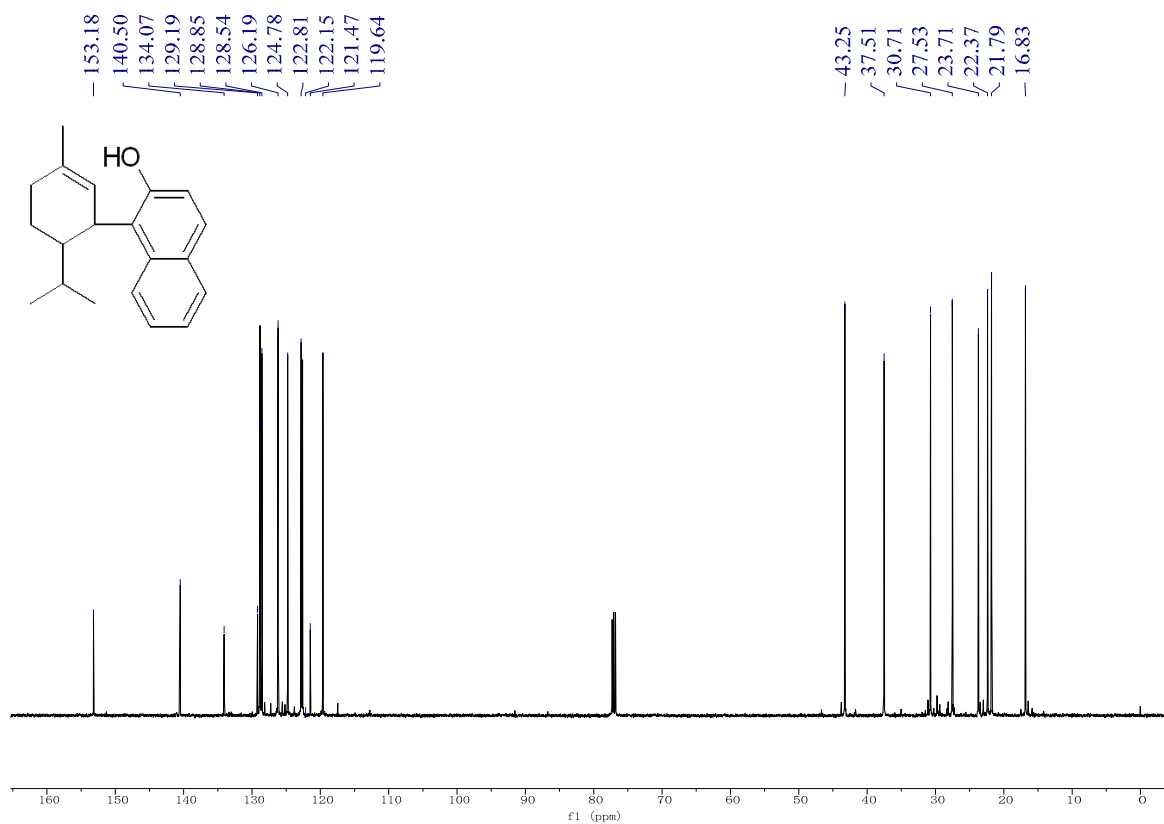
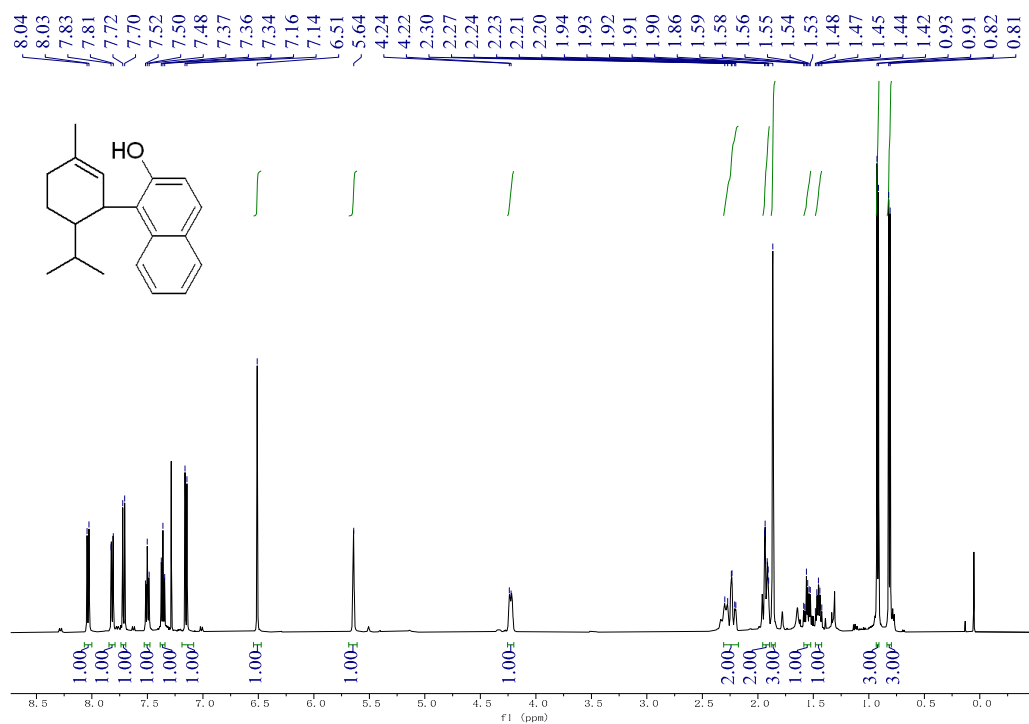


Figure S6. ^1H NMR(400 MHz, CDCl_3) and ^{13}C NMR(126 MHz, CDCl_3) spectra of 2'-Isopropyl-5'-methyl-1',2'-dihydro-3',4',6'-hexahydro-1',2-methoxybenzo[b]oxacyclooctatrien-6-ol (**2b**)



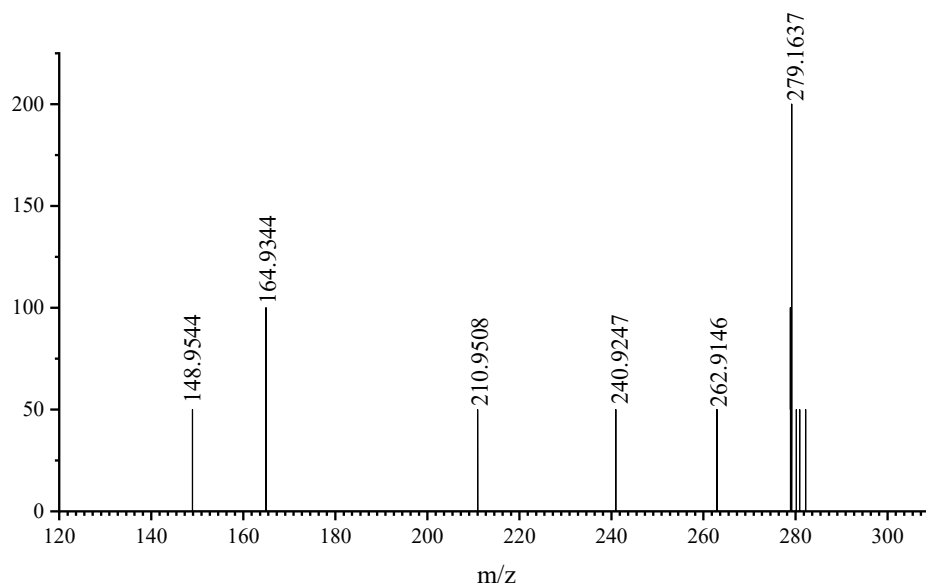
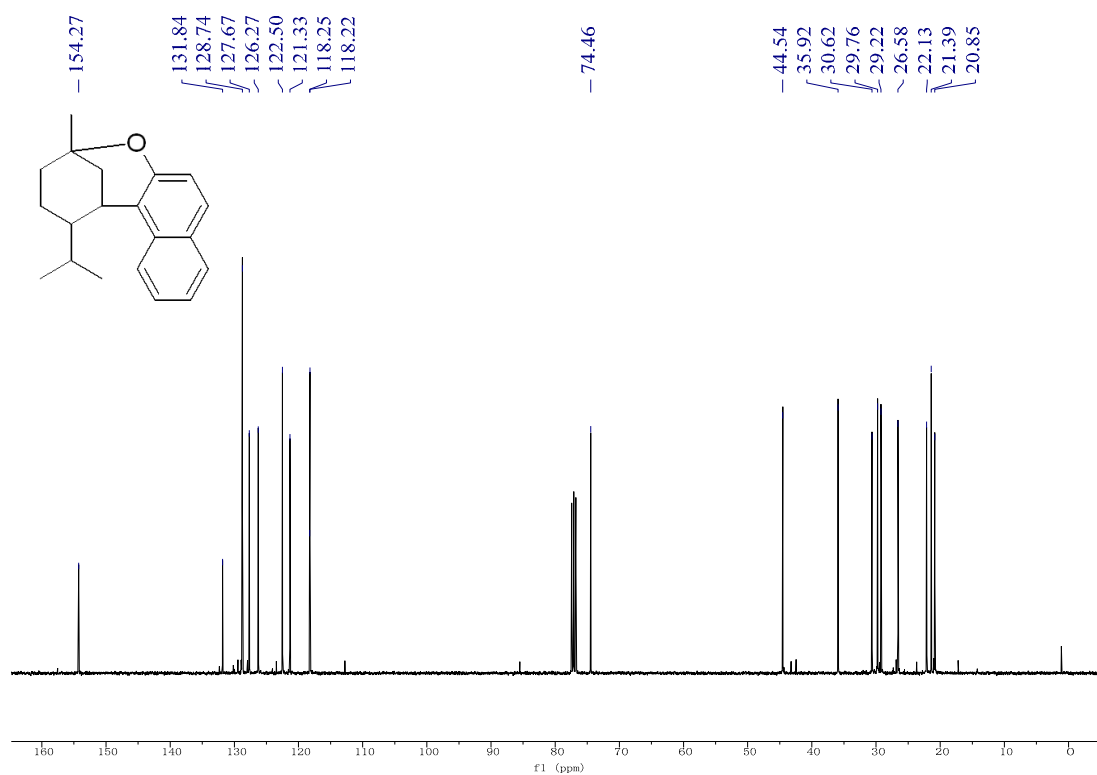
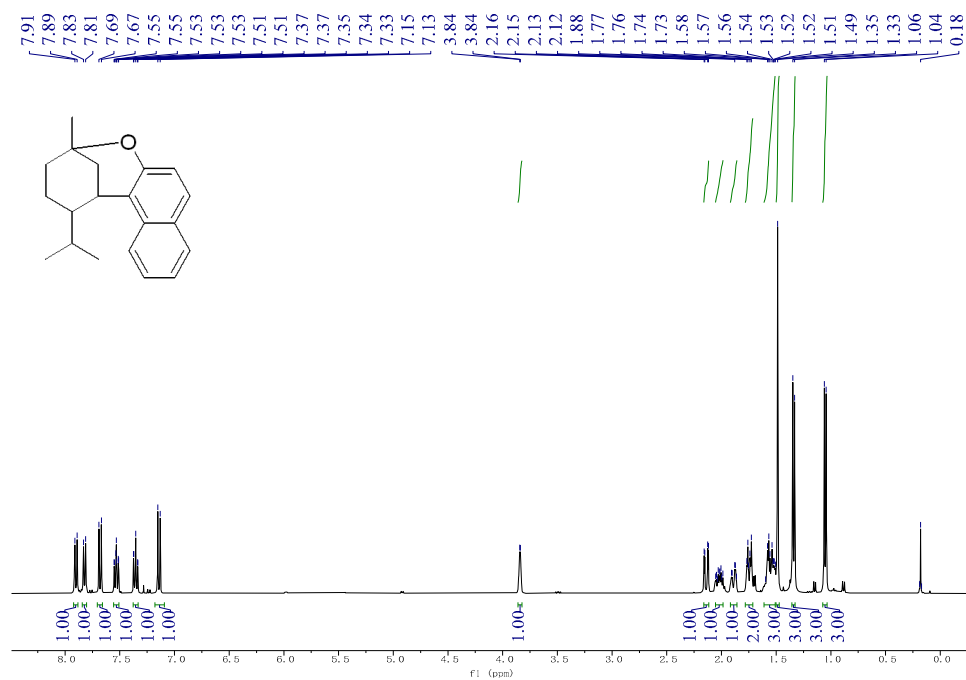


Figure S7. ^1H NMR(400 MHz, CDCl_3) and ^{13}C NMR(126 MHz, CDCl_3) spectra of 2'-Isopropyl-5'-methyl-1',2'-dihydro-3',4'-tetrahydrocyclohexyl-6-en-1-yl)naphthalene-2-ol (**3a**)



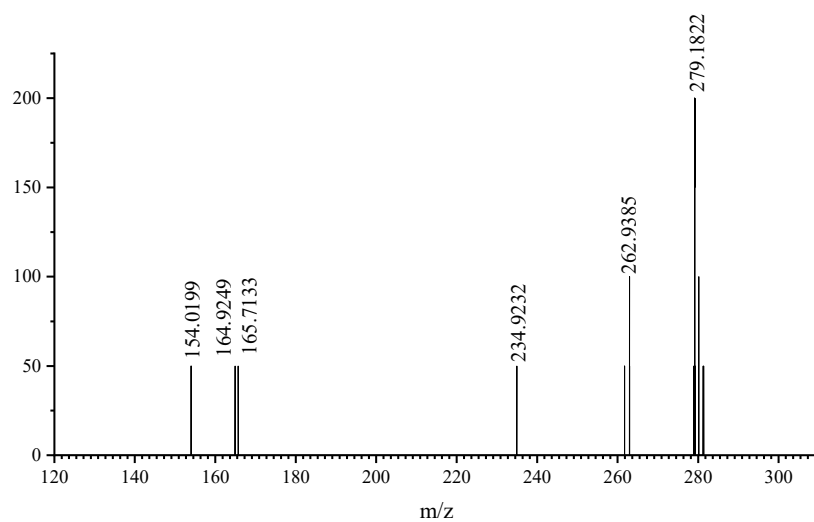
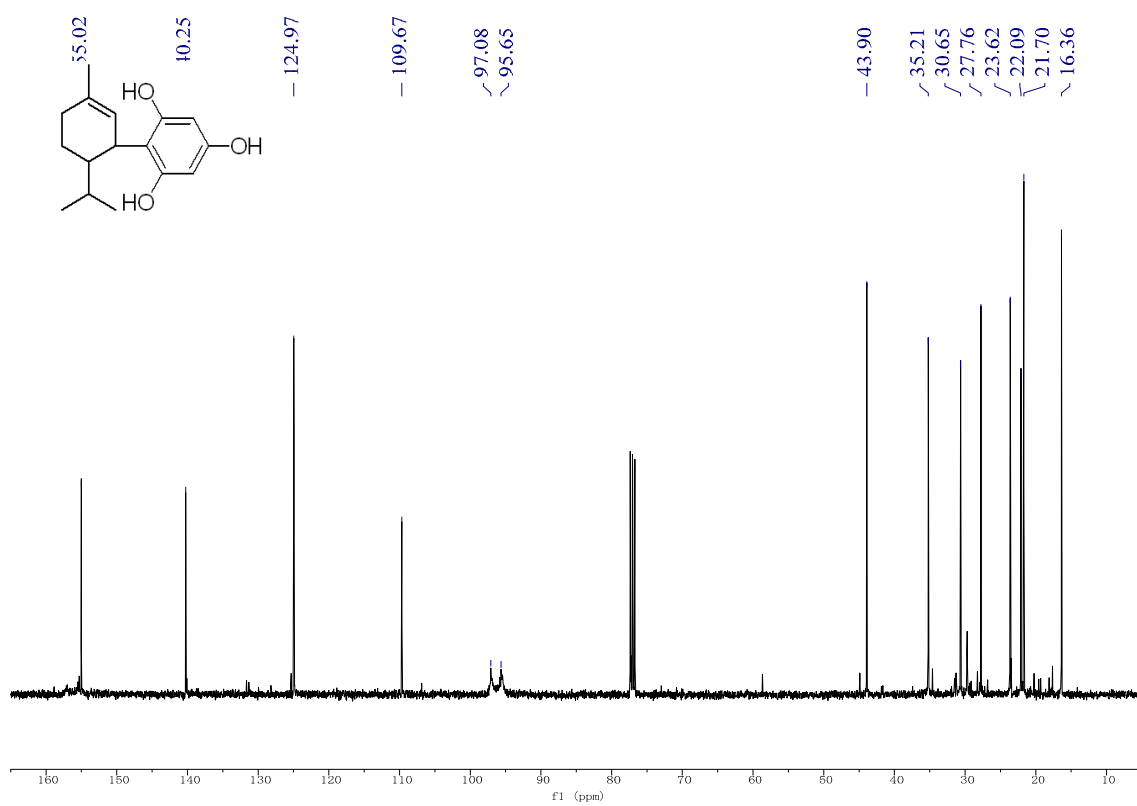
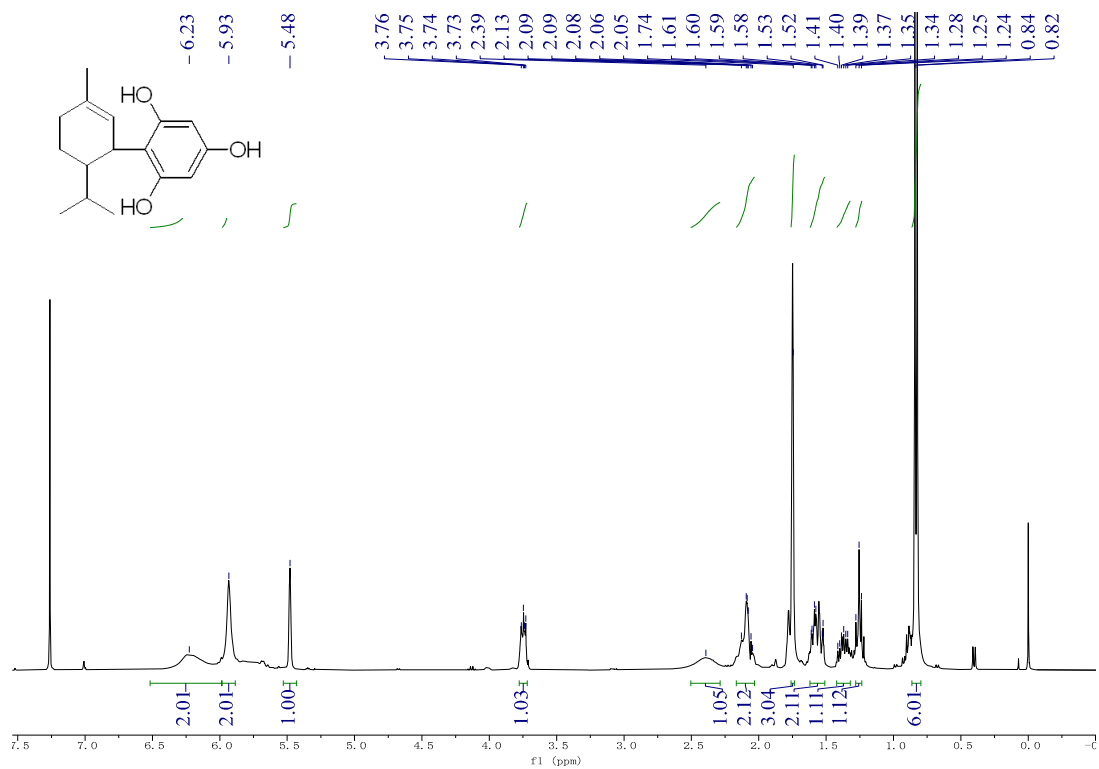


Figure S8. ^1H NMR(400 MHz, CDCl_3) and ^{13}C NMR(126 MHz, CDCl_3) spectra of 2'-Isopropyl-5'-methyl-1',2'-dihydro-3',4',6'-hexahydro-1,7'-methylnonaphthalene[2,1-b]oxoxine (**3b**)



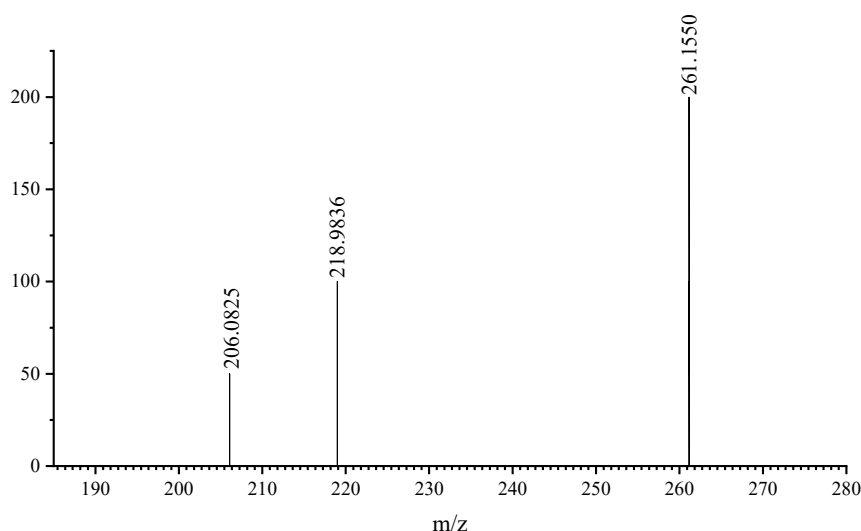


Figure S9. ^1H NMR(400 MHz, CDCl_3) and ^{13}C NMR(126 MHz, CDCl_3) spectra of 2'-Isopropyl-5'-methyl-1',2'-dihydro-3',4'-tetrahydro-[1,1'-biphenyl]-2,4,6-triol (**4**)

H₂CBD

^1H NMR (400 MHz, CDCl_3) δ 6.23 (s, 3H, 3-H, 5-H, 2-OH), 5.54 (dt, J = 2.9, 1.7 Hz, 1H, 6-OH), 4.81 (s, 1H, 6'-H), 3.92~3.77 (m, 1H, 1'-H), 2.52~2.43 (m, 2H, 1''-H), 2.22~2.07 (m, 2H, 4'-H), 1.87~1.76 (m, 4H, 3'-H, 2'-H, 8'-H), 1.72~1.56 (m, 4H, 2''-H, 3''-H), 1.46~1.27 (m, 5H, 4''-H, 5''-H), 0.90 (dt, J = 15.3, 6.7 Hz, 9H, 7'-methyl, 9'-methyl, 10'-methyl). **^{13}C NMR** (126 MHz, CDCl_3) δ 155.5 (C-2, C-6), 142.9 (C-4), 140.0 (C-5'), 124.8 (C-6'), 114.0 (C-1), 109.7 (C-3), 107.4 (C-5), 43.7 (C-1'), 35.6 (C-2'), 35.5 (C-1''), 31.6 (C-2''), 30.7 (C-3'), 27.8 (C-10'), 24.1 (C-7'), 22.6 (C-4''), 22.1 (C-8'), 21.7 (C-3'), 16.4 (C-9'), 14.1 (C-5''). **MS(EI):** m/z 316 [M] $^+$ (15%), 273 [$\text{M}-\text{C}_3\text{H}_7$] $^+$ (7%), 260 [$\text{M}-\text{C}_4\text{H}_8$] $^+$ (6%), 246 [$\text{M}-\text{C}_5\text{H}_{10}$] $^+$ (25%), 231 [$\text{M}-\text{C}_6\text{H}_{13}$] $^+$ (100%), 193 [$\text{M}-\text{C}_9\text{H}_{15}$] $^+$ (10%).

6,6,8,9-THC

^1H NMR (400 MHz, CDCl_3) δ 6.31 (s, 1H, 3-H), 6.14 (s, 1H, 5-H), 4.80 (s, 1H, 6-OH), 3.37 (s, 1H, 1'-H), 2.50~2.45 (m, 2H, 1''-H), 1.94~1.82 (m, 2H, 4'-H), 1.76 (dq, J = 13.3, 3.2 Hz, 1H, 2'-H), 1.62~1.53 (m, 5H, 3'-H, 6'-H, 8'-H), 1.38~1.29 (m, 9H, 2''-H, 3''-H, 4''-H, 7'-methyl), 1.12 (d, J = 6.6 Hz, 3H, 9'-methyl), 0.98 (d, J = 6.5 Hz, 3H, 10'-methyl), 0.92 (t, J = 6.8 Hz, 3H, 5''-H). **^{13}C NMR** (126 MHz, CDCl_3) δ 157.5 (C-2), 152.1 (C-6), 142.4 (C-4), 111.8 (C-1), 107.8 (C-5), 106.2 (C-3), 74.5 (C-5'), 44.3 (C-1'), 35.7 (C-4'), 35.0 (C-3'), 31.6 (C-6'), 30.8 (C-3''), 30.6 (C-4''), 29.4 (C-7'), 27.8 (C-8'), 26.3 (C-2'), 22.6 (C-2''), 22.1 (C-10'), 21.1 (C-9'), 20.6 (C-1'), 14.1 (C-5''). **MS(EI):** m/z 316 [M] $^+$ (15%), 246 [$\text{M}-\text{C}_5\text{H}_{10}$] $^+$ (25%), 231 [$\text{M}-\text{C}_6\text{H}_{13}$] $^+$ (100%), 203 [$\text{M}-\text{C}_8\text{H}_{17}$] $^+$ (10%), 189 [$\text{M}-\text{C}_9\text{H}_{19}$] $^+$ (10%).

1a: 2'-Isopropyl-4,5'-dimethyl-1',2'-dihydro-3',4'-tetrahydro-[1,1'-biphenyl]-2,6-diol

^1H NMR (400 MHz, CDCl_3) δ 6.11 (d, J = 5.1 Hz, 2H, 3-H, 5-H), 4.83 (s, 1H, 6'-H), 3.06 (s, 1H, 1'-H), 2.11 (s, 3H, 1''-H), 1.82 (dd, J = 13.2, 2.8 Hz, 1H, 2'-H), 1.77~1.71 (m, 1H), 1.65~1.59 (m, 1H), 1.51~1.35 (m, 4H, 4'-H, 3'-H), 1.25 (s, 3H, 7'-methyl), 1.08 (d, J = 10.2 Hz, 1H, 8'-H), 1.00 (d, J = 6.6 Hz, 3H, 9'-methyl), 0.87 (d, J = 6.5 Hz, 3H, 10'-methyl). **^{13}C NMR** (126 MHz, CDCl_3) δ 157.53 (C-4), 154.29 (C-2, C-6), 136.44 (C-5'), 118.27 (C-6'), 108.36 (C-1), 99.97 (C-3, C-5), 74.38 (C-1''), 44.50 (C-1'), 34.87 (C-2'), 30.26 (C-4'), 29.28, 26.29 (C-8'), 22.01 (C-3'), 21.14 (C-7'), 18.24 (C-9', C-10'). **HRMS (ESI-TOF)** m/z 260.1641 [$\text{M}-\text{H}$] $^-$ (calcd for $\text{C}_{17}\text{H}_{24}\text{O}_2$, 260.1776).

1b: 2'-Isopropyl-4,5'-dimethyl-1',2'-dihydro-3',4',6'-hexahydro-1',2-methoxybenzo[b]oxacyclooctatrien-6-ol

^1H NMR (400 MHz, CDCl_3) δ 6.19 (s, 1H, 3-H), 6.02 (s, 1H, 5-H), 4.62 (s, 1H, 6-OH), 3.26 (s, 1H, 1'-H), 2.12 (s, 3H, 1''-H), 1.81 (dd, J = 13.2, 2.7 Hz, 1H, 2'-H), 1.73 (dt, J = 10.6, 6.5 Hz, 1H), 1.64 (dd, J = 12.1, 2.6 Hz, 1H, 8'-H), 1.53~1.37 (m, 4H, 4'-H, 3'-H), 1.25 (s, 3H, 7'-methyl), 1.21~1.16 (m, 2H, 6'-H), 1.00 (d, J = 6.6 Hz, 3H, 9'-methyl), 0.87 (d, J = 6.5 Hz, 3H, 10'-methyl). **^{13}C NMR** (126 MHz, CDCl_3) δ 157.51 (C-1), 152.43 (C-2), 137.13 (C-4), 113.07 (C-6), 109.18 (C-3), 106.76 (C-5), 74.47 (C-1''), 65.89 (C-1'), 44.30 (C-4'), 34.99 (C-6'), 30.60 (C-8'), 29.34

(C-2'), 27.74 (C-7'), 26.26 (C-5'), 22.07 (C-3'), 20.51 (C-9', C-10'). **HRMS** (ESI-TOF) m/z 260.1700 [M - H]⁻ (calcd for C₁₇H₂₄O₂, 260.1810).

2a: 2'-Isopropyl-5'-methyl-1',2'-dihydro-3',4'-tetrahydro-[1,1'-biphenyl]-2,6-diol

¹H NMR (400 MHz, CDCl₃) δ 6.80 (d, J = 9.6 Hz, 1H, 4-H), 6.34~6.26 (m, 2H, 3-H, 5-H), 5.23 (s, 1H, 6'-H), 2.97 (q, J = 3.1 Hz, 1H, 1'-H), 1.93 (br, J = 4.4 Hz, 1H, 2-OH), 1.85 (dd, J = 13.2, 2.6 Hz, 1H, 2'-H), 1.77 (d, J = 3.7 Hz, 1H, 8'-H), 1.62~1.51 (m, 2H, 4'-H), 1.49~1.38 (m, 2H, 3'-H), 1.34 (s, 3H, 7'-methyl), 1.14~1.09 (m, 1H, 6-OH), 1.04 (d, J = 6.6 Hz, 3H, 9'-methyl), 0.93 (d, J = 6.5 Hz, 3H, 10'-methyl). **¹³C NMR** (126 MHz, CDCl₃) δ 153.70 (C-2, C-6), 128.69 (C-4), 120.31 (C-1), 107.04 (C-3, C-5), 101.19 (C-6'), 75.72 (C-5'), 46.67 (C-1'), 34.98 (C-2'), 30.82 (C-4'), 26.24 (C-8'), 22.06 (C-3'), 21.22 (C-7'), 19.83 (C-9', C-10'). **HRMS** (ESI-TOF) m/z 246.1524 [M - H]⁻ (calcd for C₁₇H₂₄O₂, 246.1620).

2b: 2'-Isopropyl-5'-methyl-1',2'-dihydro-3',4',6'-hexahydro-1',2-methoxybenzo[b]oxacyclooctatrien-6-ol

¹H NMR (400 MHz, CDCl₃) δ 6.93 (t, J = 8.1 Hz, 1H, 4-H), 6.41 (dd, J = 8.3, 1.0 Hz, 1H, 5-H), 6.26 (dd, J = 7.9, 1.0 Hz, 1H, 3-H), 4.75 (s, 1H, 6-OH), 3.38 (q, J = 3.1 Hz, 1H, 1'-H), 1.90 (dd, J = 13.3, 2.7 Hz, 1H, 2'-H), 1.85~1.71 (m, 2H, 4'-H), 1.64 (s, 3H, 8'-H, 3'-H), 1.54 (d, J = 4.3 Hz, 2H, 6'-H), 1.34 (s, 3H, 7'-methyl), 1.09 (d, J = 6.6 Hz, 3H, 9'-methyl), 0.95 (d, J = 6.5 Hz, 3H, 10'-methyl). **¹³C NMR** (126 MHz, CDCl₃) δ 158.68 (C-1), 151.98 (C-2), 125.62 (C-4), 116.14 (C-6), 109.27 (C-3), 105.74 (C-5), 73.96 (C-5'), 46.22 (C-1'), 34.99 (C-2'), 30.41 (C-4'), 29.31 (C-6'), 26.27 (C-8'), 22.04 (C-3'), 21.11 (C-7'), 20.49 (C-9', C-10'). **HRMS** (ESI-TOF) m/z 246.1460 [M - H]⁻ (calcd for C₁₇H₂₄O₂, 246.1653).

3a: 2'-Isopropyl-5'-methyl-1',2'-dihydro-3',4'-tetrahydrocyclohexyl-6-en-1-yl)naphthalene-2-ol

¹H NMR (400 MHz, CDCl₃) δ 8.04 (d, J = 8.7 Hz, 1H, 9-H), 7.82 (d, J = 9.6 Hz, 1H, 6-H), 7.71 (d, J = 8.8 Hz, 1H, 4-H), 7.50 (t, J = 8.5 Hz, 1H, 7-H), 7.36 (t, J = 7.5 Hz, 1H, 8-H), 7.15 (d, J = 8.8 Hz, 1H, 3-H), 6.51 (s, 1H, 2-OH), 5.64 (s, 1H, 6'-H), 4.23 (d, J = 7.5 Hz, 1H, 1'-H), 2.31~2.17 (m, 2H, 4'-H), 1.92 (dd, J = 16.1, 2.5 Hz, 2H, 3'-H), 1.86 (s, 3H, 7'-methyl), 1.55 (dt, J = 12.0, 6.3 Hz, 1H, 2'-H), 1.48~1.42 (m, 1H, 8'-H), 0.92 (d, J = 6.9 Hz, 3H, 9'-methyl), 0.81 (d, J = 7.0 Hz, 3H, 10'-methyl). **¹³C NMR** (126 MHz, CDCl₃) δ 238.47 (C-2), 222.35 (C-10), 153.18 (C-5), 140.50 (C-4), 134.07 (C-8), 129.19 (C-1), 128.85 (C-9), 126.19 (C-7), 124.78 (C-3), 122.81 (C-6), 122.15 (C-6'), 121.47 (C-5'), 119.64 (C-1'), 43.25 (C-2'), 37.51 (C-4'), 30.71 (C-8'), 27.53 (C-3'), 23.71 (C-7'), 22.37 (C-9'), 21.79 (C-10'). **HRMS** (ESI-TOF) m/z 280.1637 [M - H]⁻ (calcd for C₁₇H₂₄O₂, 280.1827).

3b: 2'-Isopropyl-5'-methyl-1',2'-dihydro-3',4',6'-hexahydro-1,7'-methylnonaphthalene[2,1-b]oxoxine

¹H NMR (400 MHz, CDCl₃) δ 7.90 (d, J = 8.5 Hz, 1H, 9-H), 7.82 (d, J = 8.0 Hz, 1H, 6-H), 7.68 (d, J = 8.9 Hz, 1H, 4-H), 7.53 (ddd, J = 8.4, 6.9, 1.3 Hz, 1H, 7-H), 7.38~7.33 (m, 1H, 8-H), 7.14 (d, J = 8.9 Hz, 1H, 3-H), 3.86~3.82 (m, 1H, 1'-H), 2.14~2.02 (ddt, J = 13.1, 6.6, 3.4 Hz, 1H, 4'-H), 1.92~1.86 (m, 1H, 2'-H), 1.78~1.71 (m, 2H, 3'-H), 1.61~1.51 (m, 3H, 6'-H, 8'-H), 1.49 (s, 3H, 7'-methyl), 1.34 (d, J = 6.6 Hz, 3H, 9'-methyl), 1.05 (d, J = 6.6 Hz, 3H, 10'-methyl). **¹³C NMR** (126 MHz, CDCl₃) δ 154.27 (C-2), 131.84 (C-10), 128.74 (C-5), 127.67 (C-4), 126.27 (C-8), 122.50 (C-1), 121.33 (C-9), 118.25 (C-7), 118.22 (C-3), 112.78 (C-6), 74.46 (C-1'), 44.54 (C-2'), 35.92 (C-4'), 30.62 (C-8'), 29.76 (C-3'), 29.22 (C-5'), 26.58 (C-6'), 22.13 (C-7'), 21.39 (C-9'), 20.85 (C-10'). **HRMS** (ESI-TOF) m/z 280.1822 [M - H]⁻ (calcd for C₁₇H₂₄O₂, 280.1861).

4: 2'-Isopropyl-5'-methyl-1',2'-dihydro-3',4'-tetrahydro-[1,1'-biphenyl]-2,4,6-triol

¹H NMR (400 MHz, CDCl₃) δ: 6.23 (s, 2H, 3-H, 5-H), 5.93 (s, 2H, 2-OH, 6-OH), 5.48 (s, 1H, 6'-H), 3.74 (dd, J = 8.1, 5.2 Hz, 1H, 1'-H), 2.39 (br s, 1H, 4-OH), 2.17~2.03 (m, 2H, 4'-H), 1.74 (s, 3H, 7'-methyl), 1.62~1.51 (m, 2H, 3'-H), 1.42~1.32 (m, 1H, 2'-H), 1.28~1.24 (m, 1H, 8'-H), 0.83 (d, J = 6.8 Hz, 6H, 9'-methyl, 10'-methyl). **¹³C NMR** (126 MHz, CDCl₃) δ: 155.02 (C-4), 140.25 (C-2, C-6), 124.97 (C-5'), 109.67 (C-6'), 97.08 (C-1), 95.65 (C-3, C-5), 43.90 (C-2'), 35.21 (C-1'), 30.65 (C-4'), 27.76 (C-8'), 23.62 (C-3'), 22.09 (C-7'), 21.70 (C-9', C-10'). **HRMS** (ESI-TOF) m/z 262.1550 [M - H]⁻ (calcd for C₁₇H₂₄O₂, 262.1569).