

## Supporting Information

# Quercetin-1,2,3-Triazole Hybrids as Multifunctional Anti-Alzheimer's Agents

Elisabete P. Carreiro <sup>1,\*</sup>, Ana R. Costa <sup>2,3,4,\*</sup>, Célia M. Antunes <sup>2,3,4</sup>, Sofia Ernesto <sup>5</sup>, Flávia Pinto <sup>5</sup>, Beatriz Rodrigues <sup>5</sup> and Anthony J. Burke <sup>5,6</sup>

<sup>1</sup> Institute for Research and Advanced Training (IIFA), LAQV-REQUIMTE, University of Évora, Rua Romão Ramalho, 59, 7000-671 Évora, Portugal

<sup>2</sup> Department of Medical and Health Sciences, School of Health and Human Development, University of Évora, Rua Romão Ramalho 59, 7000-671 Évora, Portugal; cmma@uevora.pt

<sup>3</sup> Institute of Earth Sciences, Institute of Research and Advanced Training, University of Évora, 7000-671 Évora, Portugal

<sup>4</sup> Academic Clinical Center of Alentejo, C-TRAIL, Rua Romão Ramalho, 59, 7000-671 Évora, Portugal

<sup>5</sup> Department of Chemistry and Biochemistry, School of Sciences and Technologies, University of Évora, Rua Romão Ramalho 59, 7000-671 Évora, Portugal; sfernesto@gmail.com (S.E.); flaviaisabelmp@gmail.com (F.P.); 148782@alunos.uevora.pt (B.R.); ajburke@ff.uc.pt (A.J.B.)

<sup>6</sup> Faculty Pharmacy, University of Coimbra, Pólo das Ciências da Saúde, Azinhaga de Santa Comba, 3000-548 Coimbra, Portugal

\* Correspondence: betepc@uevora.pt (E.P.C.); acrc@uevora.pt (A.R.C.)

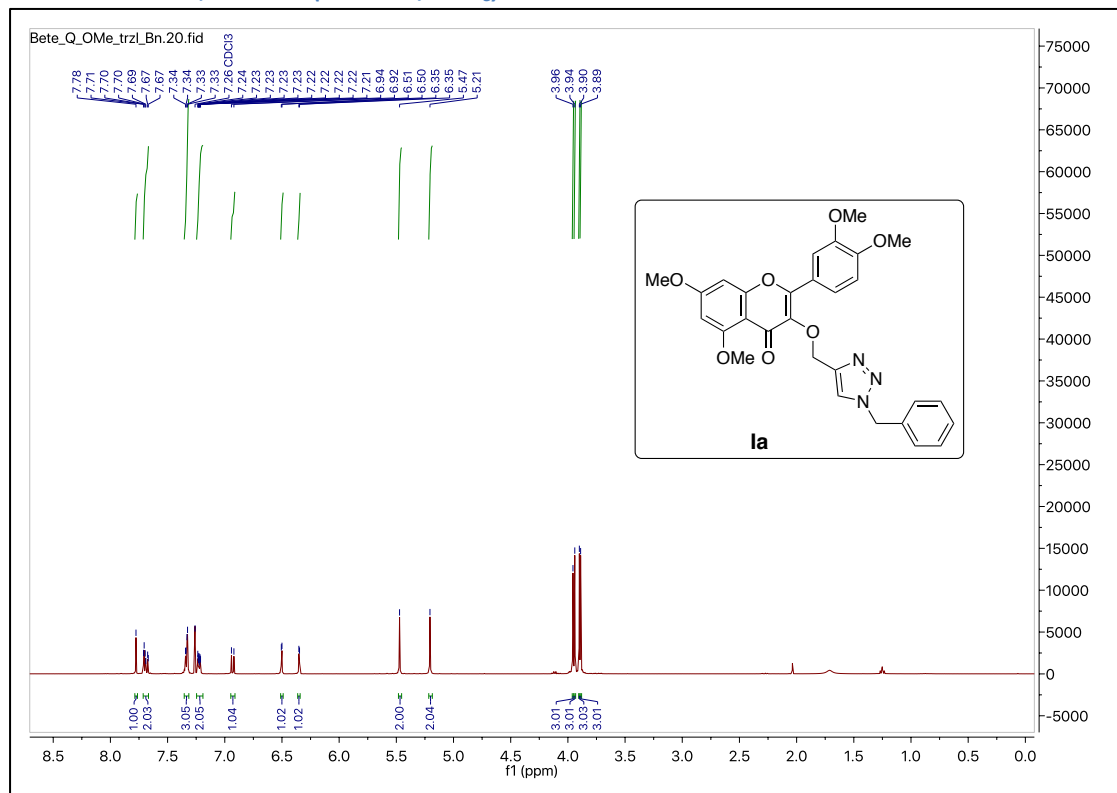
Contents:	pages
1. <sup>1</sup> H NMR spectra of hybrids quercetin-1,2,3-triazole I-IV; General Remarks	1
1.1. Hybrids Ia-b	2
1.2. Hybrids IIa-i	3 - 7
1.3. Hybrids IIIa-g	7 - 10
1.4. Hybrids IVa-e	11 -13

## 1. <sup>1</sup>H NMR spectra of hybrids quercetin-1,2,3-triazole: General Remarks

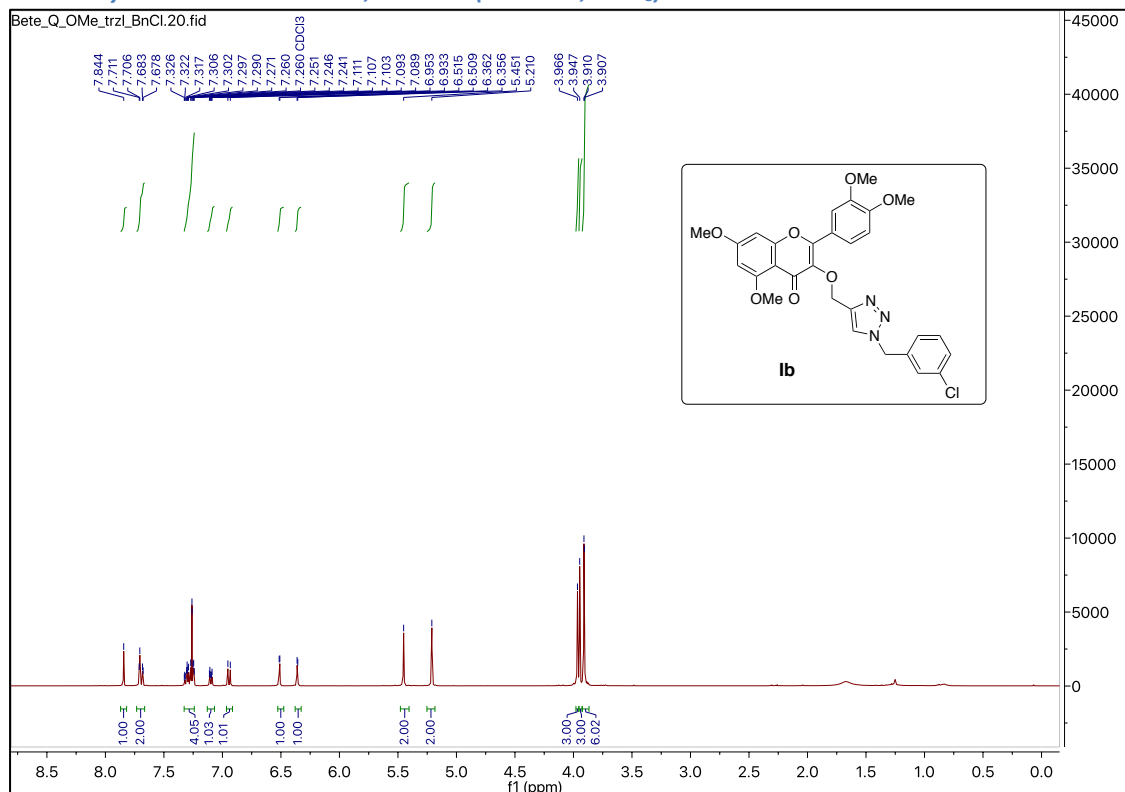
The 23 quercetin-1,2,3-triazole **I-IV** hybrids, the target molecules of this work, were characterized by <sup>1</sup>H NMR to verify their structures. <sup>1</sup>H NMR spectra were recorded with a Bruker Avance III at 400 MHz. Chemical shifts were quoted in parts per million (ppm) and referenced to the appropriate solvent peak.

## 1.1. Hybrids la-b

### 1.1.1. 3-((1-Benzyl-1H-1,2,3-triazol-4-yl)methoxy)-2-(3,4-dimethoxyphenyl)-5,7-dimethoxy-4H-chromen-4-one **la**; $^1\text{H}$ NMR (400 MHz, $\text{CDCl}_3$ ):

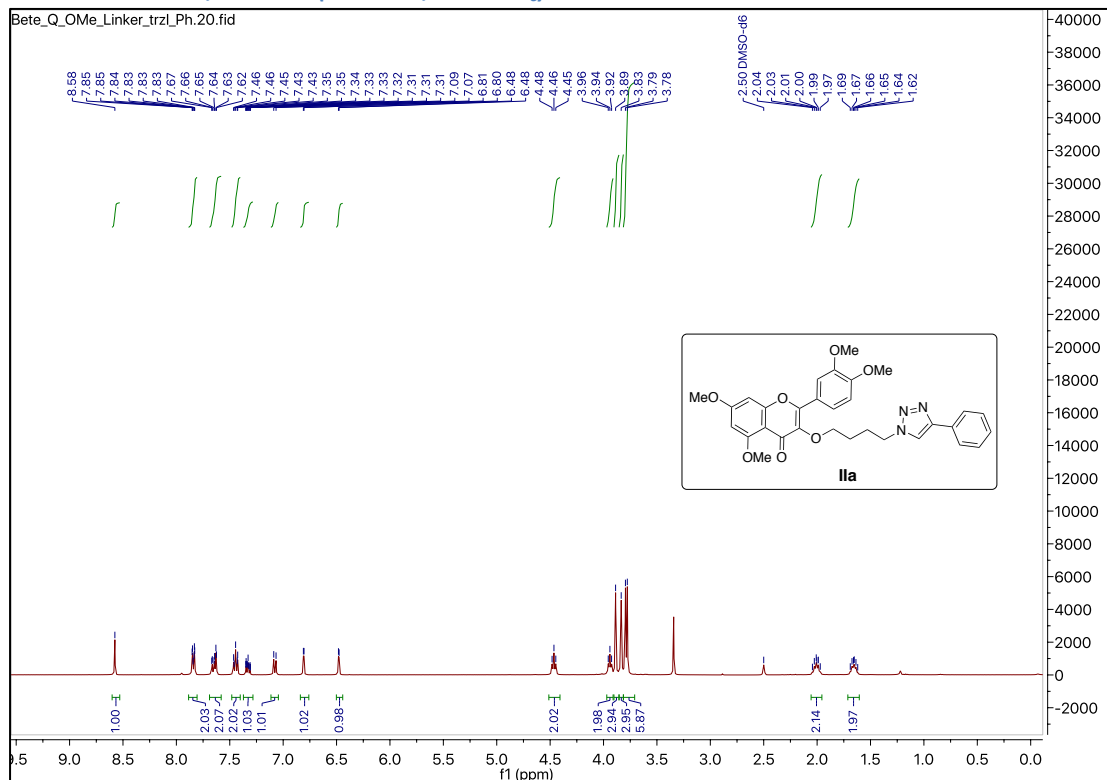


### 1.1.2. 3-((1-(3-Chlorobenzyl)-1H-1,2,3-triazol-4-yl)methoxy)-2-(3,4-dimethoxyphenyl)-5,7-dimethoxy-4H-chromen-4-one **lb**; $^1\text{H}$ NMR (400 MHz, $\text{CDCl}_3$ ):

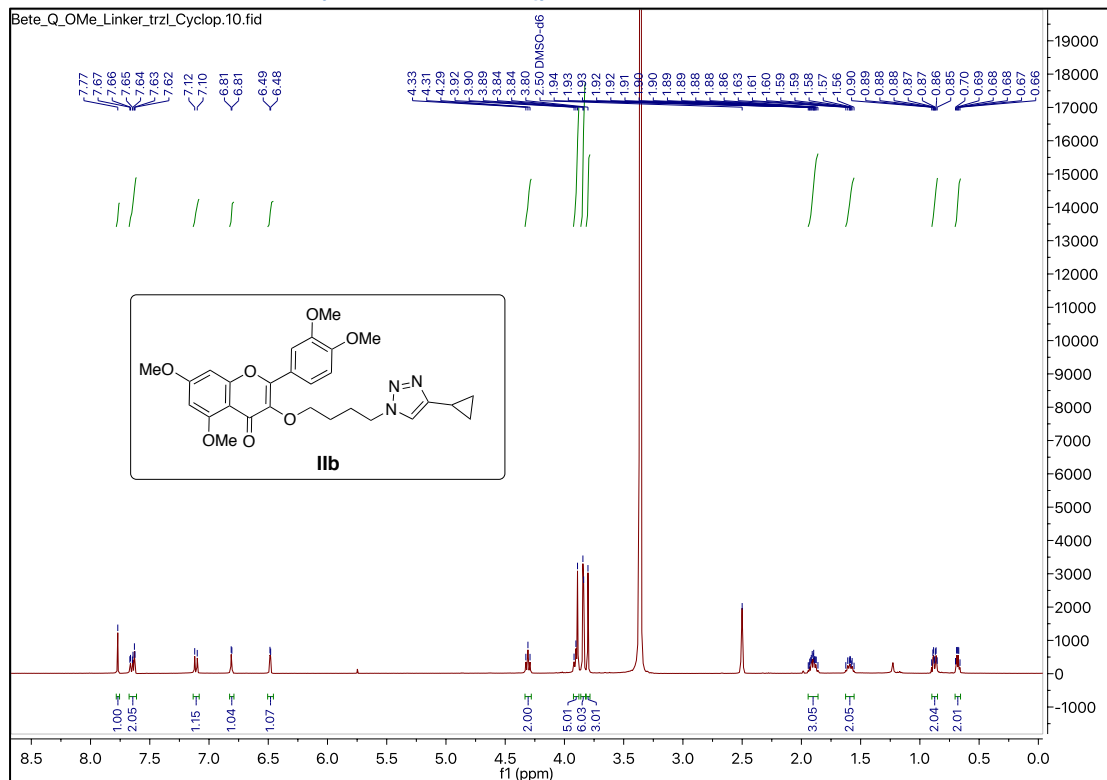


## 1.2. Hybrids II

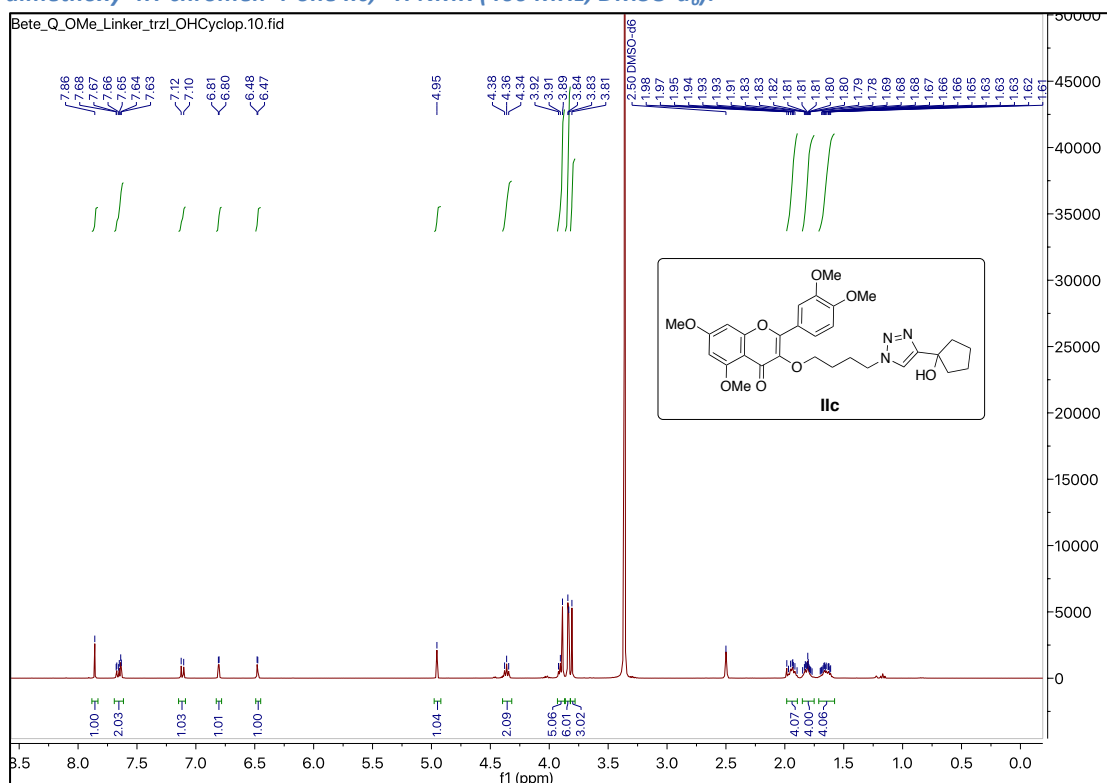
### 1.2.1. 2-(3,4-Dimethoxyphenyl)-5,7-dimethoxy-3-(4-(4-phenyl-1H-1,2,3-triazol-1-yl)butoxy)-4H-chromen-4-one IIa, <sup>1</sup>H NMR (400 MHz, DMSO-d<sub>6</sub>):



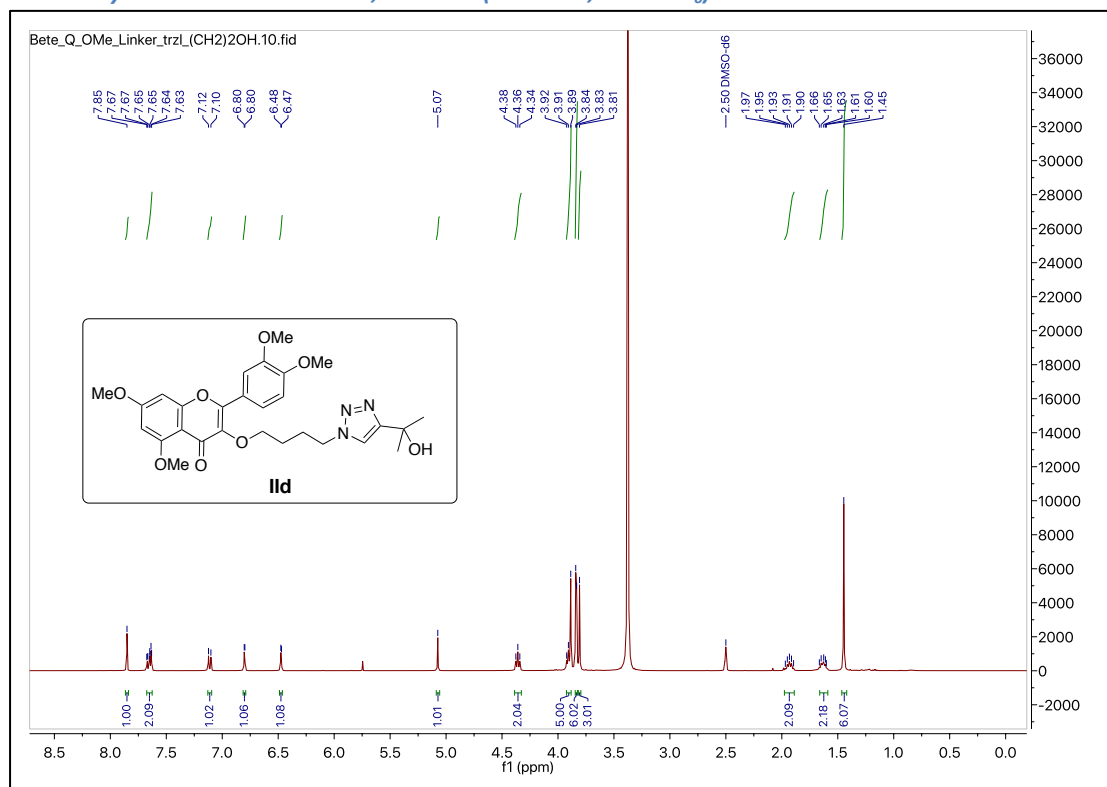
### 1.2.2. 2-(3,4-Dimethoxyphenyl)-3-(4-(4-cyclopropyl-1H-1,2,3-triazol-1-yl)butoxy)-5,7-dimethoxy-4H-chromen-4-one IIb; <sup>1</sup>H NMR (400 MHz, DMSO-d<sub>6</sub>):



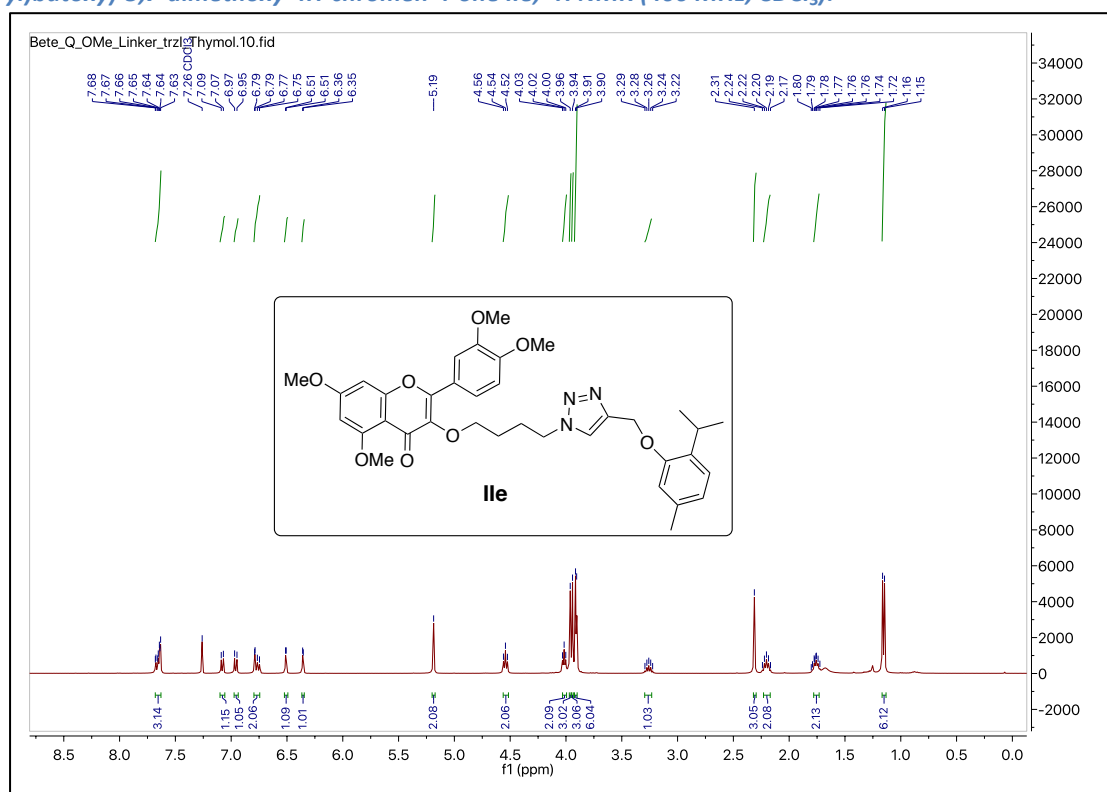
**1.2.3. 2-(3,4-Dimethoxyphenyl)-3-(4-(4-(1-hydroxycyclopentyl)-1H-1,2,3-triazol-1-yl)butoxy)-5,7-dimethoxy-4H-chromen-4-one IIc; <sup>1</sup>H NMR (400 MHz, DMSO-d<sub>6</sub>):**



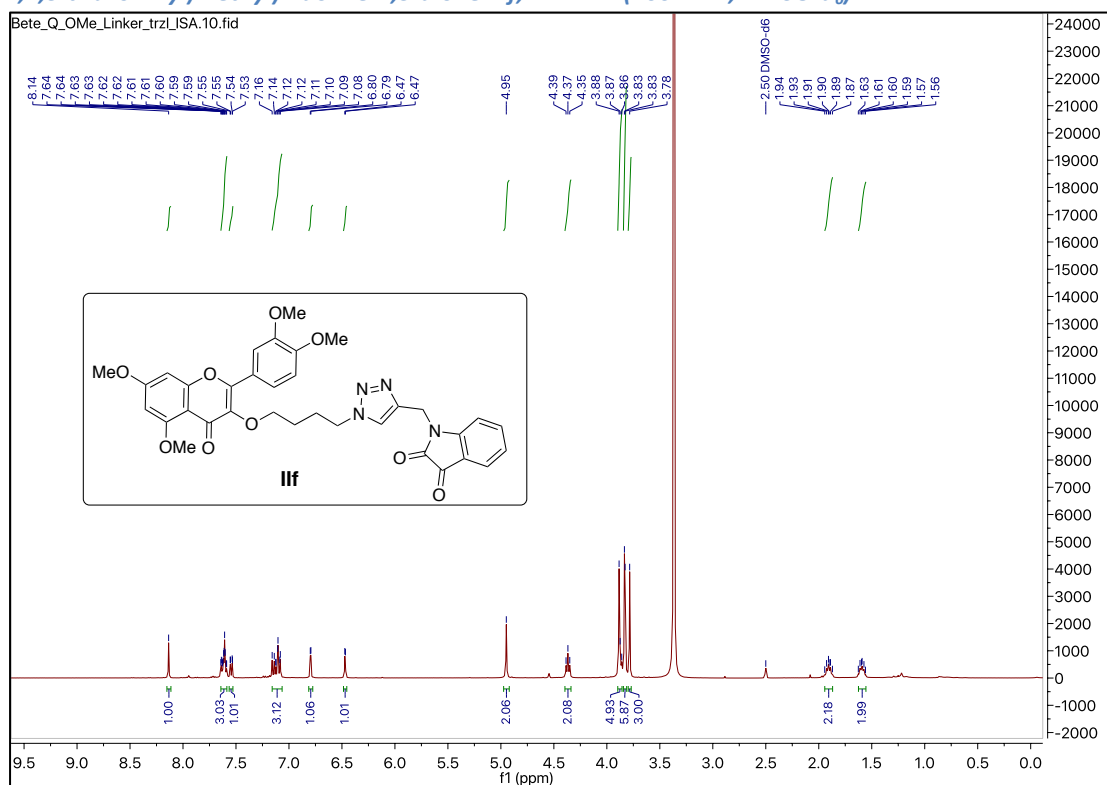
**1.2.4. 2-(3,4-Dimethoxyphenyl)-3-(4-(4-(2-hydroxypropan-2-yl)-1H-1,2,3-triazol-1-yl)butoxy)-5,7-dimethoxy-4H-chromen-4-one IId; <sup>1</sup>H NMR (400 MHz, DMSO-d<sub>6</sub>):**



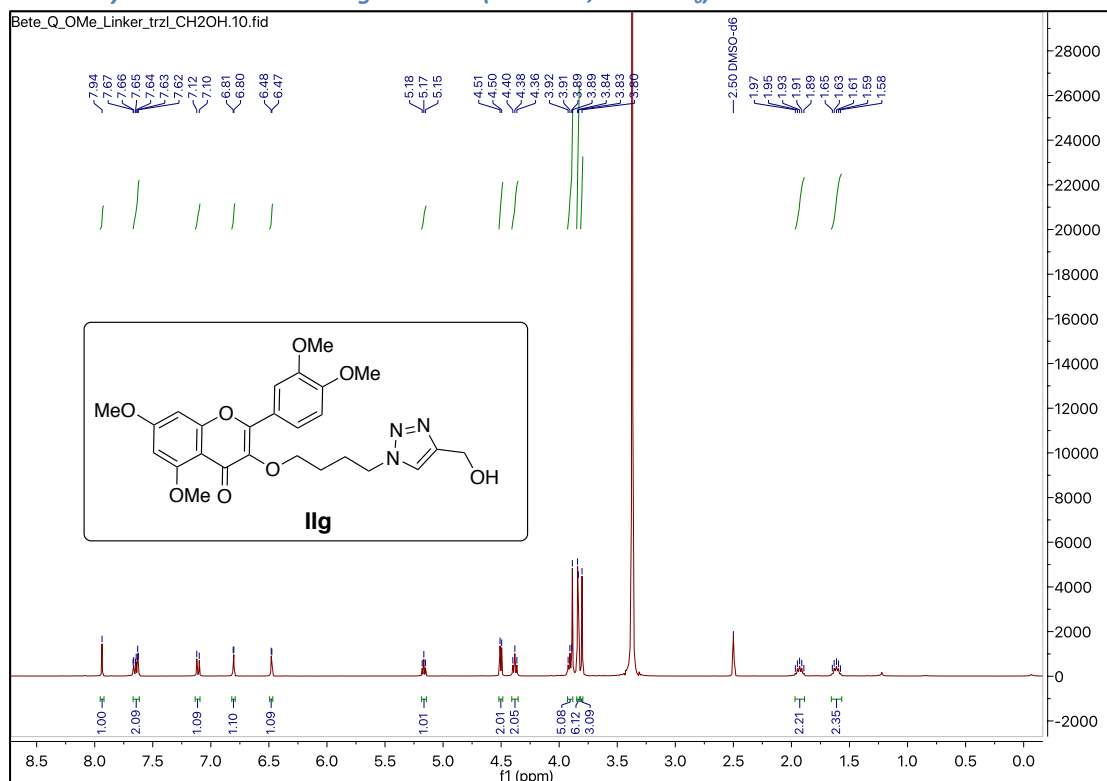
**1.2.5. 2-(3,4-Dimethoxyphenyl)-3-(4-(4-((2-isopropyl-5-methylphenoxy)methyl)-1H-1,2,3-triazol-1-yl)butoxy)-5,7-dimethoxy-4H-chromen-4-one IIe; <sup>1</sup>H NMR (400 MHz, CDCl<sub>3</sub>):**



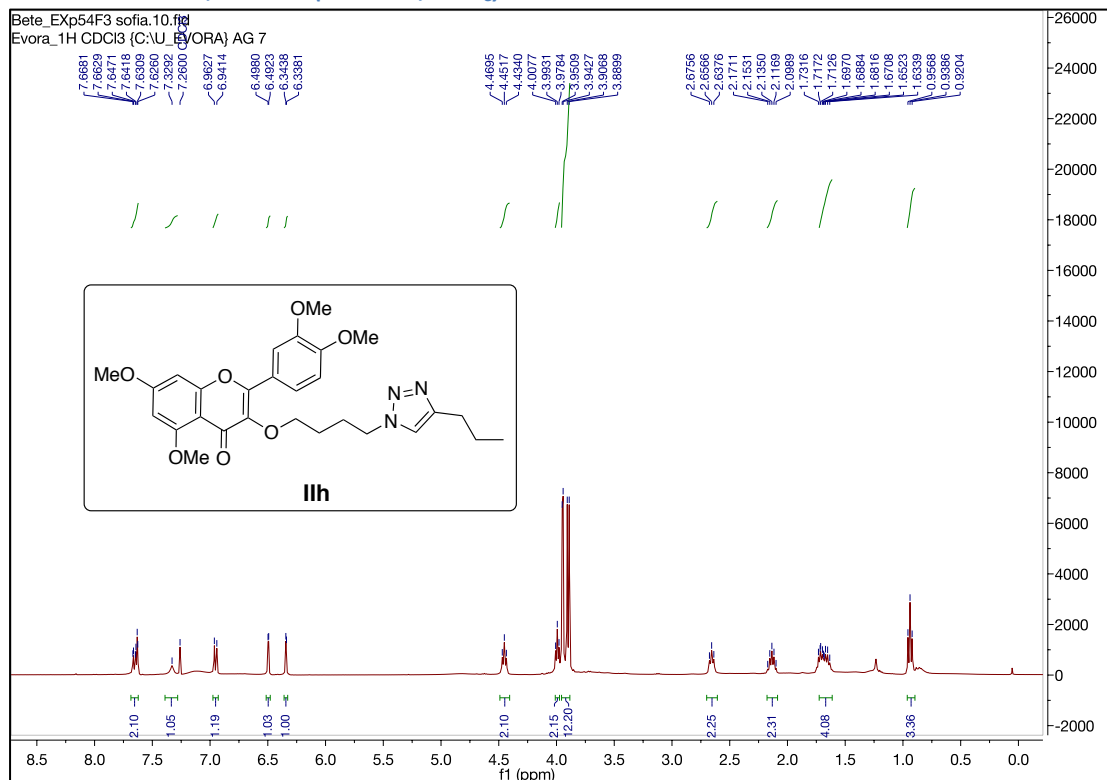
**1.2.6. 1-((1-(4-((2-(3,4-Dimethoxyphenyl)-5,7-dimethoxy-4-oxo-4H-chromen-3-yl)oxy)butyl)-1H-1,2,3-triazol-4-yl)methyl)indoline-2,3-dione IIIf; <sup>1</sup>H NMR (400 MHz, DMSO-d<sub>6</sub>):**



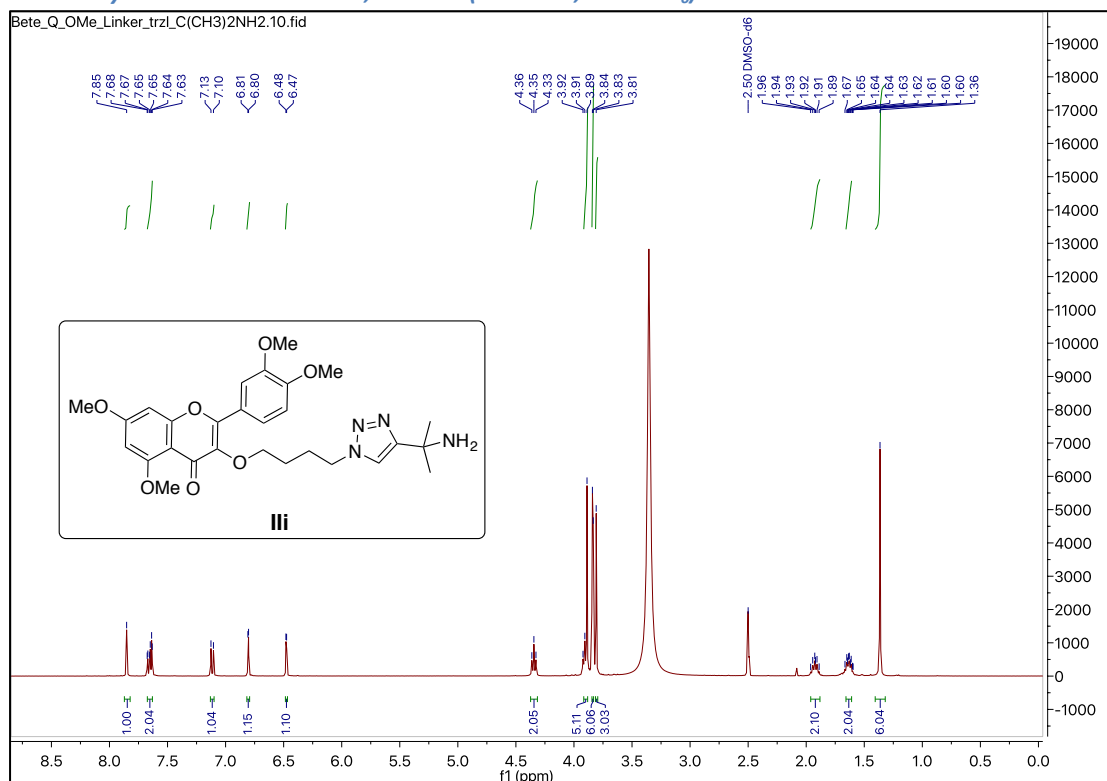
**1.2.7. 2-(3,4-Dimethoxyphenyl)-3-(4-(4-(hydroxymethyl)-1H-1,2,3-triazol-1-yl)butoxy)-5,7-dimethoxy-4H-chromen-4-one IIg:  $^1\text{H}$  NMR (400 MHz,  $\text{DMSO-d}_6$ ):**



**1.2.8. 2-(3,4-Dimethoxyphenyl)-5,7-dimethoxy-3-(4-(4-propyl-1H-1,2,3-triazol-1-yl)butoxy)-4H-chromen-4-one IIh;  $^1\text{H}$  NMR (400 MHz,  $\text{CDCl}_3$ ):**

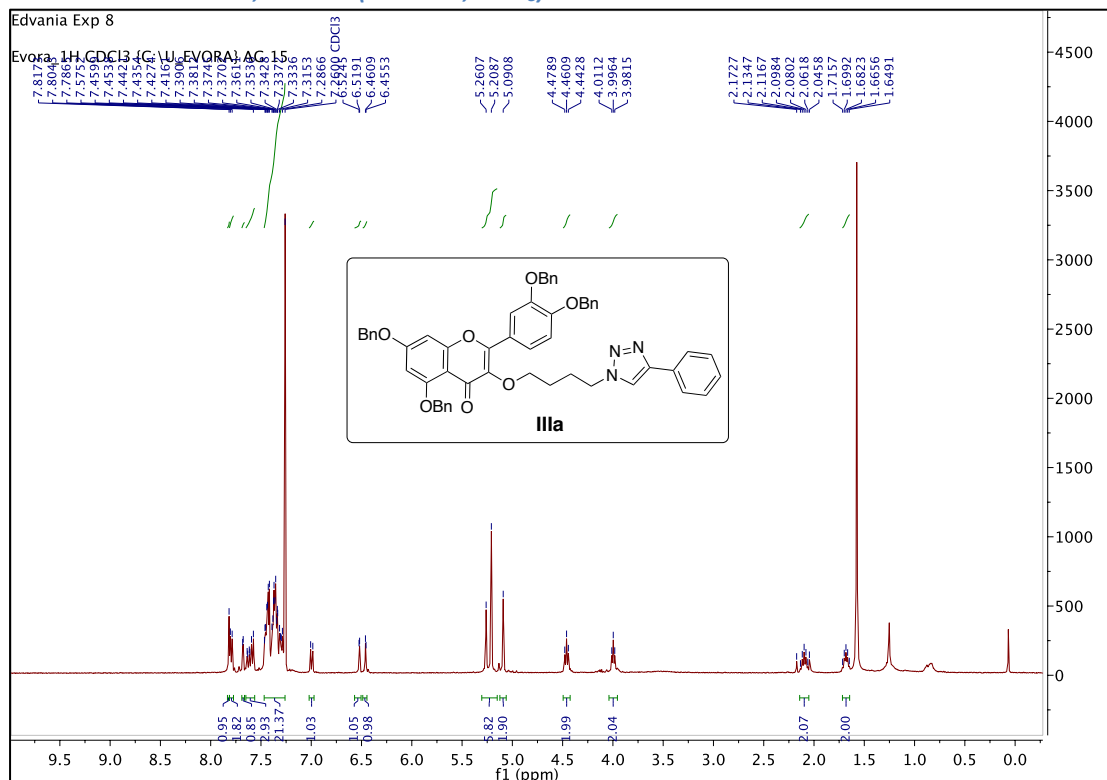


**1.2.9. 3-(4-(4-(2-Aminopropan-2-yl)-1H-1,2,3-triazol-1-yl)butoxy)-2-(3,4-dimethoxyphenyl)-5,7-dimethoxy-4H-chromen-4-one IIIi; <sup>1</sup>H NMR (400 MHz, DMSO-d<sub>6</sub>):**

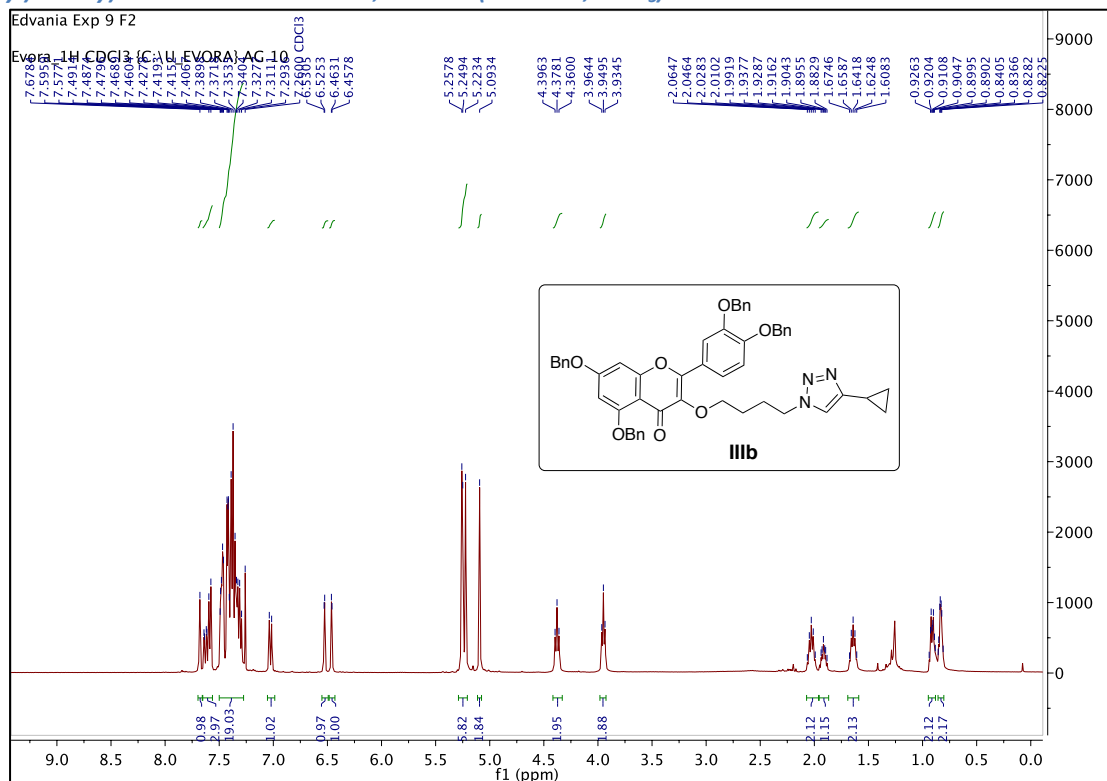


**1.3. Hybrids III**

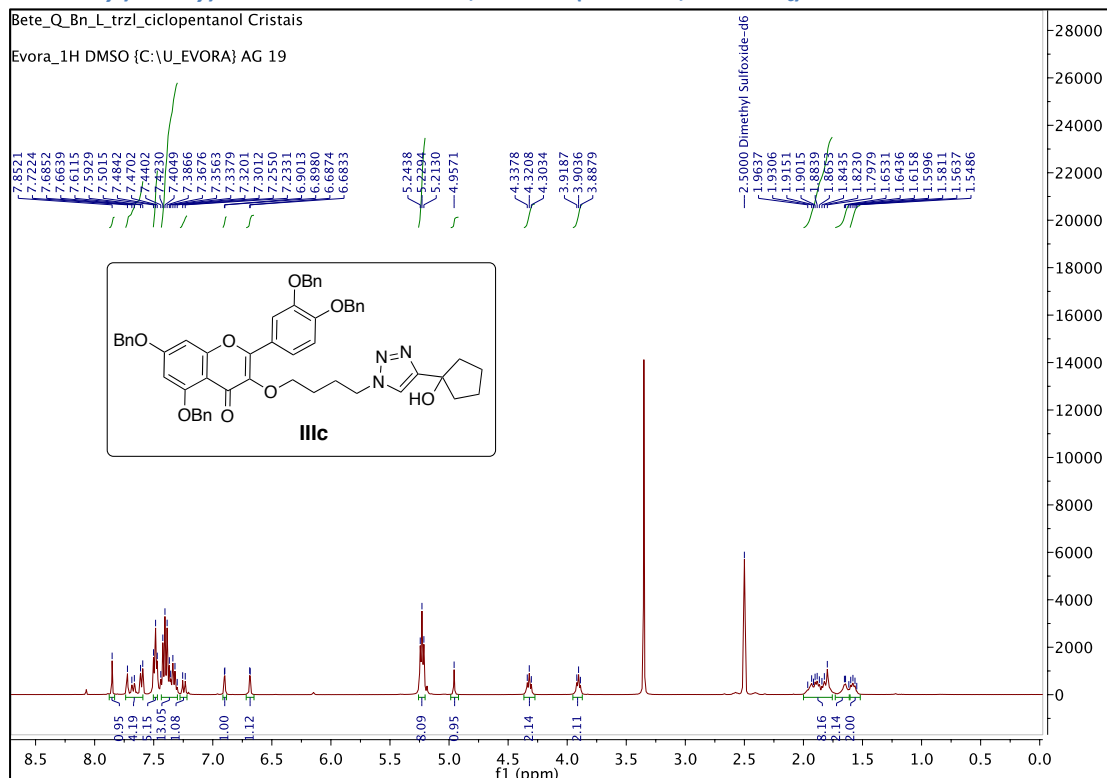
**1.3.1. 5,7-Bis(benzyloxy)-2-(3,4-bis(benzyloxy)phenyl)-3-(4-(4-phenyl-1H-1,2,3-triazol-1-yl)butoxy)-4H-chromen-4-one IIIa; <sup>1</sup>H NMR (400 MHz, CDCl<sub>3</sub>):**



**1.3.2. 5,7-Bis(benzyloxy)-2-(3,4-bis(benzyloxy)phenyl)-3-(4-(4-cyclopropyl-1H-1,2,3-triazol-1-yl)butoxy)-4H-chromen-4-one IIIb;  $^1\text{H}$  NMR (400 MHz,  $\text{CDCl}_3$ ):**

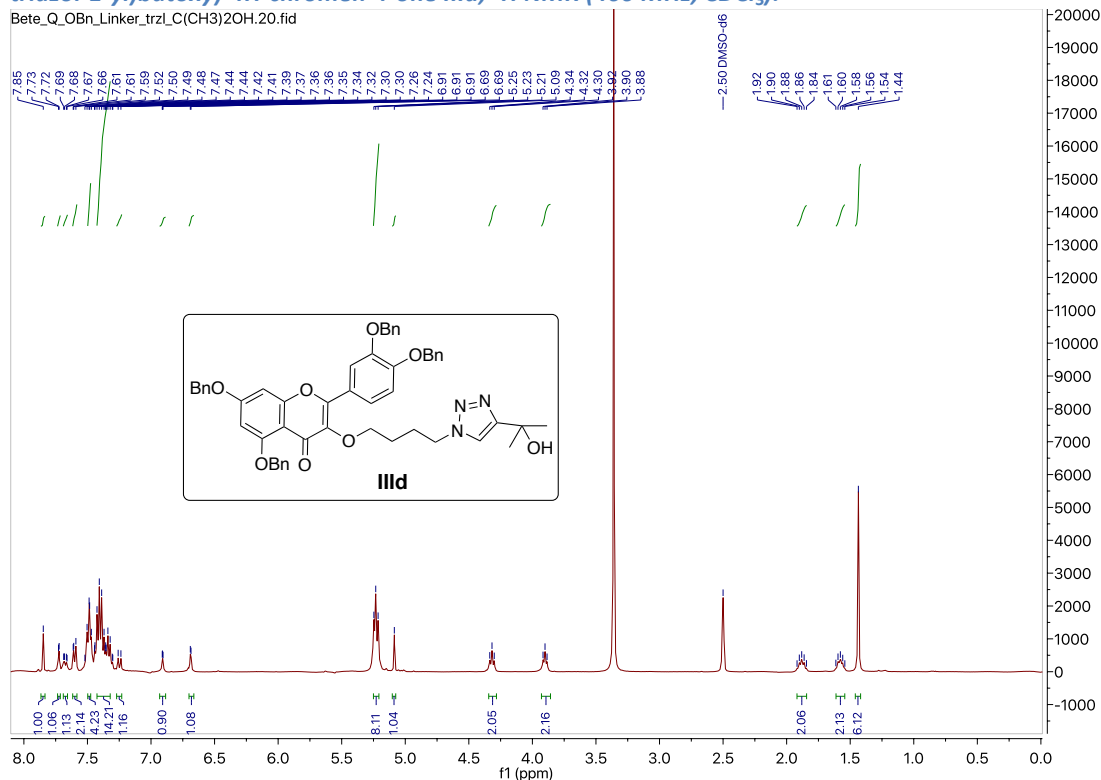


**1.3.3. 5,7-Bis(benzyloxy)-2-(3,4-bis(benzyloxy)phenyl)-3-(4-(4-(1-hydroxycyclopentyl)-1H-1,2,3-triazol-1-yl)butoxy)-4H-chromen-4-one IIIc;  $^1\text{H}$  NMR (400 MHz,  $\text{DMSO}-d_6$ ):**

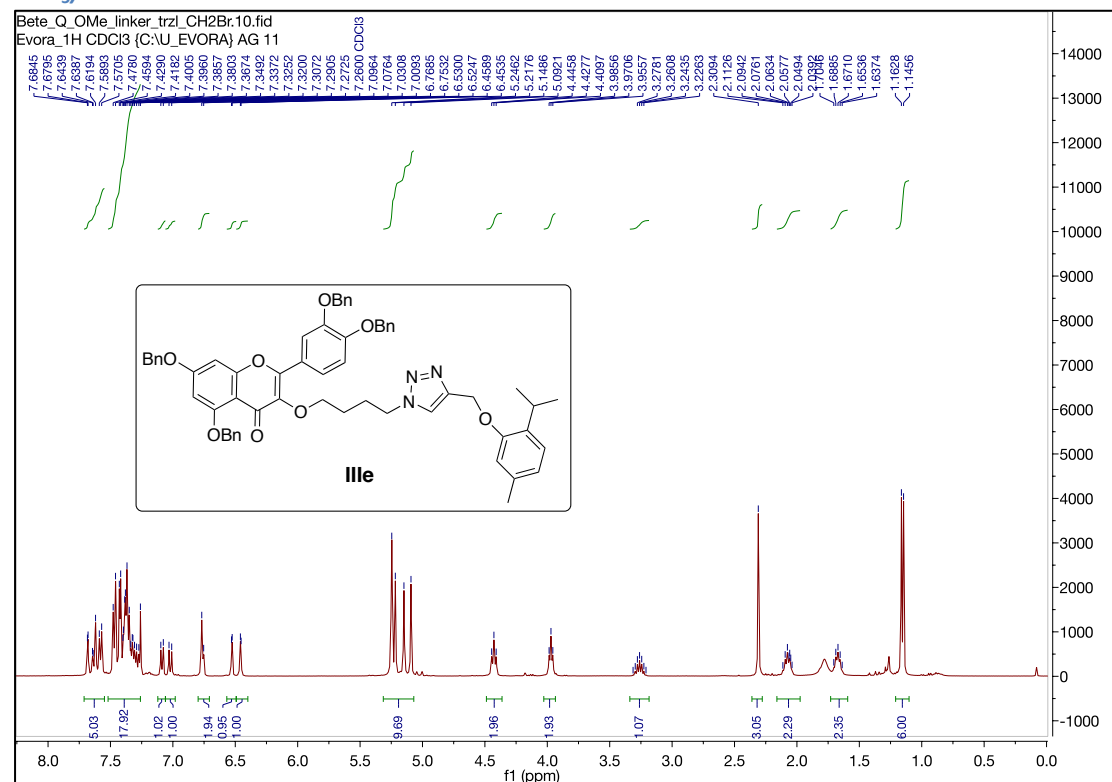




**1.3.4. 5,7-Bis(benzyloxy)-2-(3,4-bis(benzyloxy)phenyl)-3-(4-(4-(2-hydroxypropan-2-yl)-1H-1,2,3-triazol-1-yl)butoxy)-4H-chromen-4-one IIIId; <sup>1</sup>H NMR (400 MHz, CDCl<sub>3</sub>):**

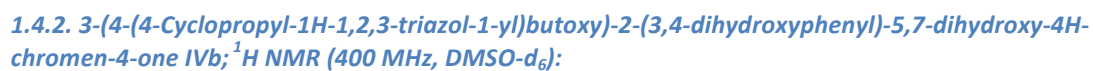


**1.3.5. 5,7-Bis(benzyloxy)-2-(3,4-bis(benzyloxy)phenyl)-3-(4-(4-((2-isopropyl-5-methylphenoxy)methyl)-1H-1,2,3-triazol-1-yl)butoxy)-4H-chromen-4-one IIIe; <sup>1</sup>H NMR (400 MHz, CDCl<sub>3</sub>):**

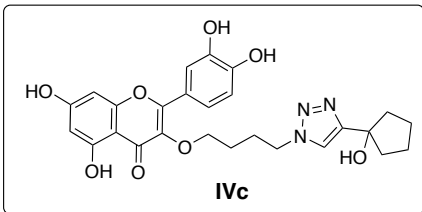




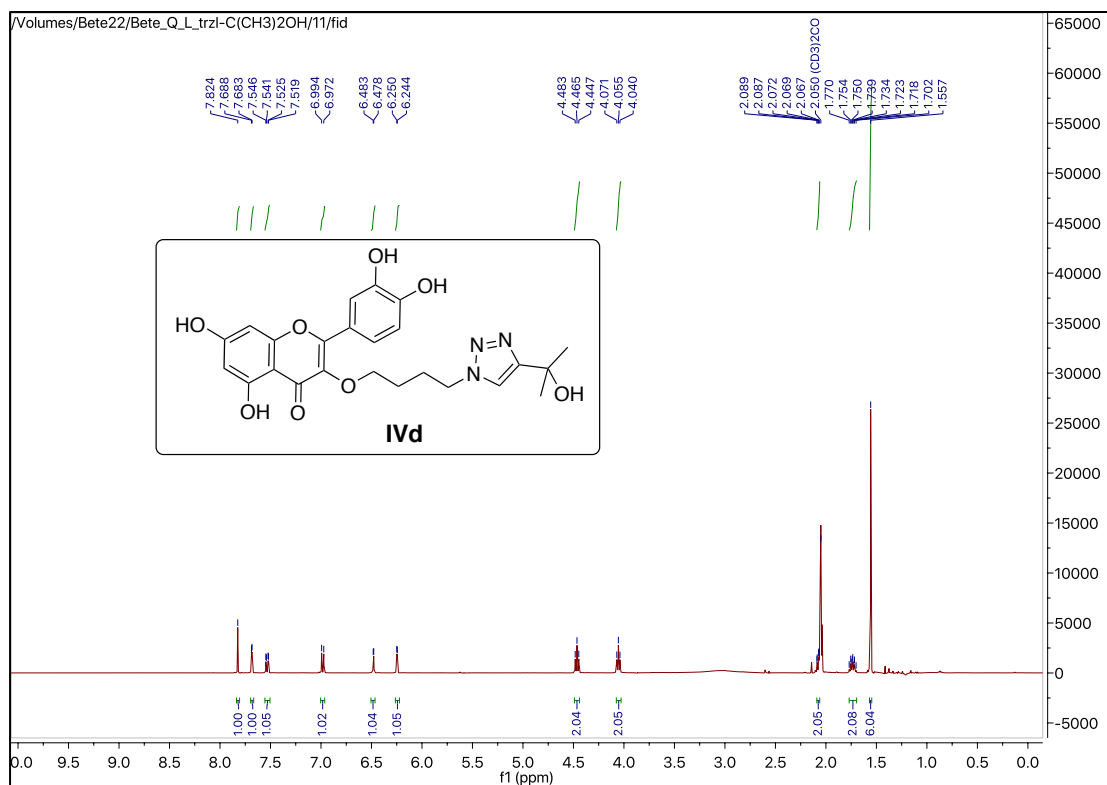
1.4.1. 2-(3,4-Dihydroxyphenyl)-5,7-dihydroxy-3-(4-(4-phenyl-1H-1,2,3-triazol-1-yl)butoxy)-4H-chromen-4-one IVa; <sup>1</sup>H NMR (400 MHz, DMSO-d<sub>6</sub>):



## Bete\_Q Linker trzl OHCyclopentyl.13.fid



/Volumes/Bete22/Bete\_Q.L.trzl-C(CH3)2OH/11/fid



**1.4.5. 2-(3,4-Dihydroxyphenyl)-5,7-dihydroxy-3-(4-((2-isopropyl-5-methylphenoxy)methyl)-1H-1,2,3-triazol-1-yl)butoxy)-4H-chromen-4-one IVe; <sup>1</sup>H NMR (400 MHz, DMSO-d<sub>6</sub>):**

