

Supplementary Material

The Antioxidant Activity of Atomized Extracts of the Leaves and Stems of *Cnidoscolus diacanthus* (Pax & K. Hoffm.) J.F. Macbr. from Peru and Their Effect on Sex Hormone Levels in Rats

Johnny Aldo Tinco-Jayo ¹, León Fernando Pérez-Chauca ², Nancy Victoria Castilla-Torres ¹, Edwin Carlos Enciso-Roca ¹, Diana Taboada-Huaman ³, Litman Nuñez-Soto ³, Luis Uriel Moscoso-García ⁴, Jorge Luis Arroyo-Acevedo ⁵, Enrique Javier Aguilar-Felices ¹ and Oscar Herrera-Calderon ^{6,*}

¹ Department of Human Medicine, Faculty of Health Sciences, Universidad Nacional de San Cristobal de Huamanga, Portal Independencia 57, Ayacucho 05003, Peru; johnny.tinco@unsch.edu.pe (J.A.T.-J.); nancy.castilla@unsch.edu.pe (N.V.C.-T.); edwin.enciso@unsch.edu.pe (E.C.E.-R.); enrique.aguilar@unsch.edu.pe (E.J.A.-F.)

² Academic Department of Chemical Engineering, Universidad Nacional de San Cristóbal de Huamanga, Portal Independencia 57, Ayacucho 05003, Peru; leon.perez@unsch.edu.pe

³ Professional School of Pharmacy and Biochemistry, Faculty of Health Sciences, Universidad Nacional de San Cristobal de Huamanga, Portal Independencia 57, Ayacucho 05003, Peru; diana.taboada.20@unsch.edu.pe (D.T.-H.); litman.nunez.20@unsch.edu.pe (L.N.-S.)

⁴ Academic Department of Biological Sciences, Faculty of Biological Sciences, Universidad Nacional de San Cristobal de Huamanga, Portal Independencia 57, Ayacucho 05003, Peru; luis.moscoso@unsch.edu.pe

⁵ Department of Dynamic Sciences, Faculty of Medicine, Universidad Nacional Mayor de San Marcos, Av. Miguel Grau 755, Lima 15001, Peru; jarroyoa@unmsm.edu.pe

⁶ Department of Pharmacology, Bromatology and Toxicology, Faculty of Pharmacy and Biochemistry, Universidad Nacional Mayor de San Marcos, Jr. Puno 1002, Lima 15001, Peru

* Correspondence: oherreraca@unmsm.edu.pe; Tel. +51-956550510

C_DIACANTHUS_ETOH_CAULE_2 #229 RT: 1.93 AV: 1 NL: 1.21E1
T: ITMS - c ESI d Full ms2 191.08@cid35.00 [50.00-395.00]

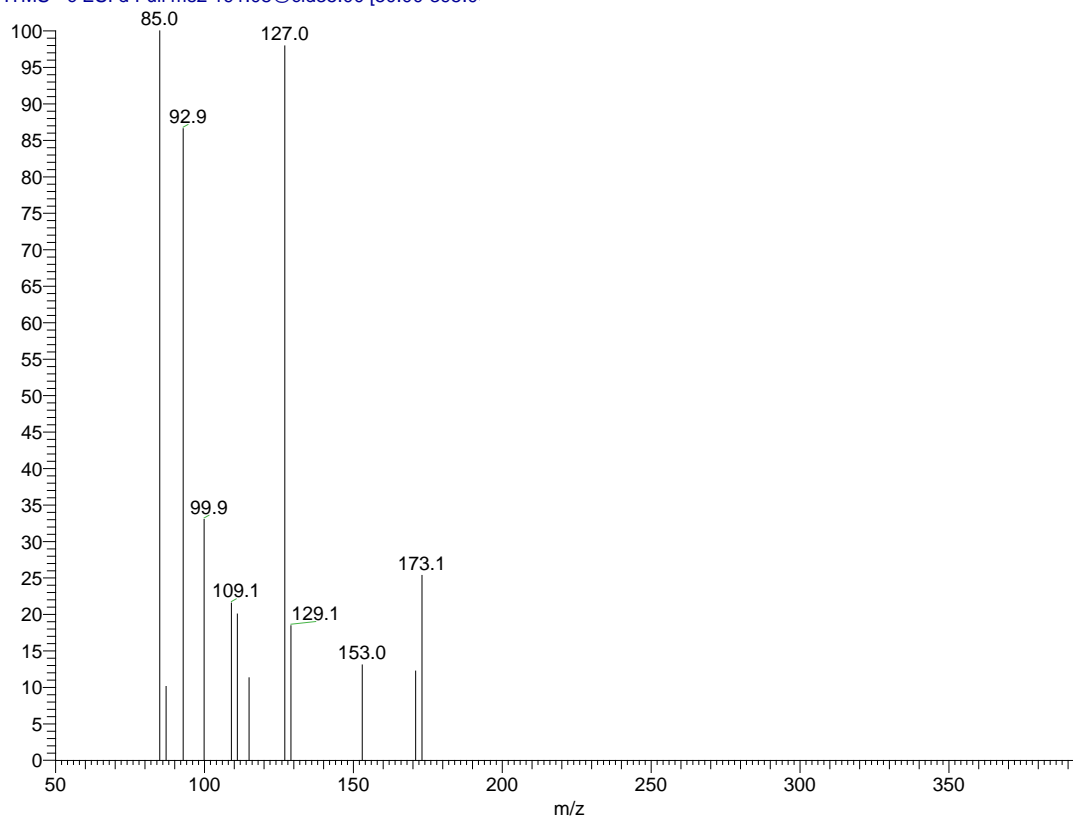


Figure S1. Product ion spectra of quinic acid.

C_DIACANTHUS_AQ_FOLHA_2 #3605 RT: 30.57 AV: 1 NL: 7.45E2
T: ITMS - c ESI d Full ms2 609.01@cid35.00 [155.00-1230]

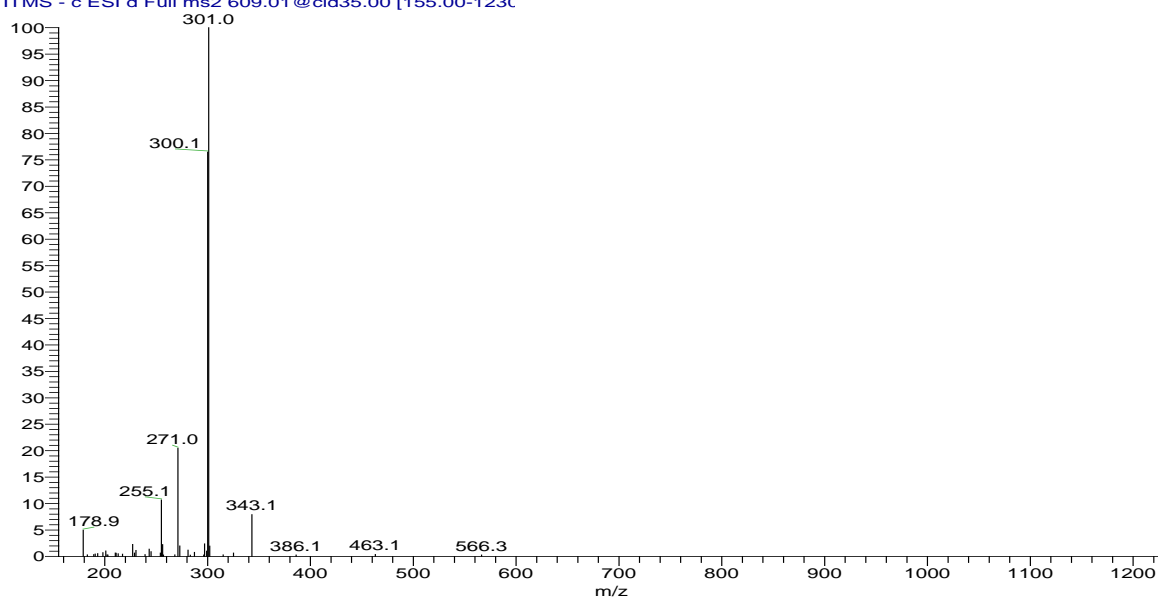


Figure S2. Product ion spectra of rutin.

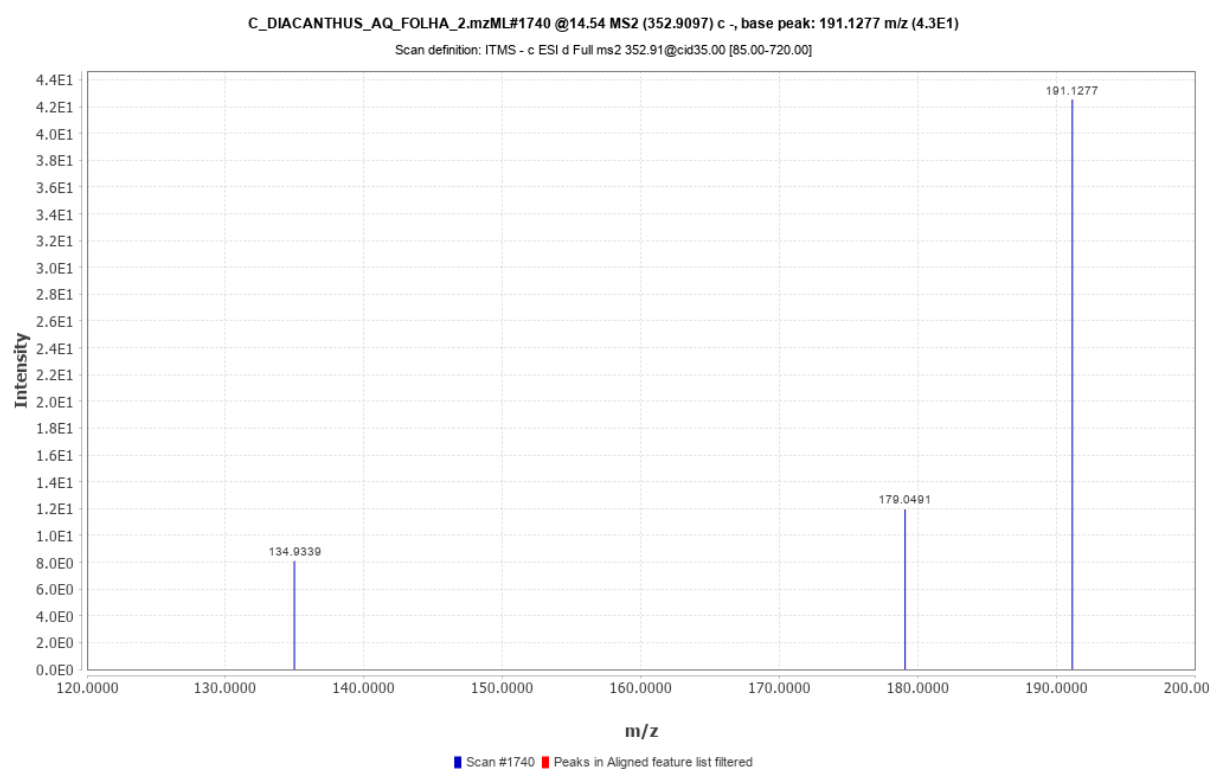


Figure S3. Product ion spectra of chlorogenic acid.

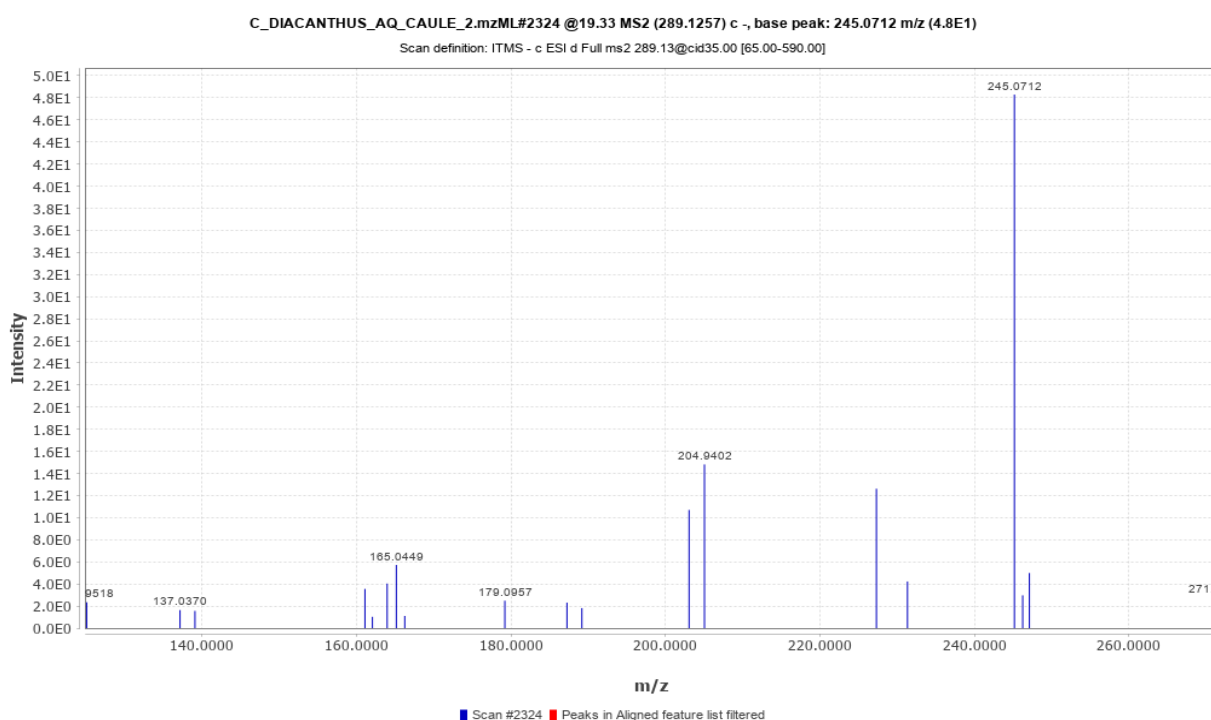


Figure S4. Product ion spectra of catechin.

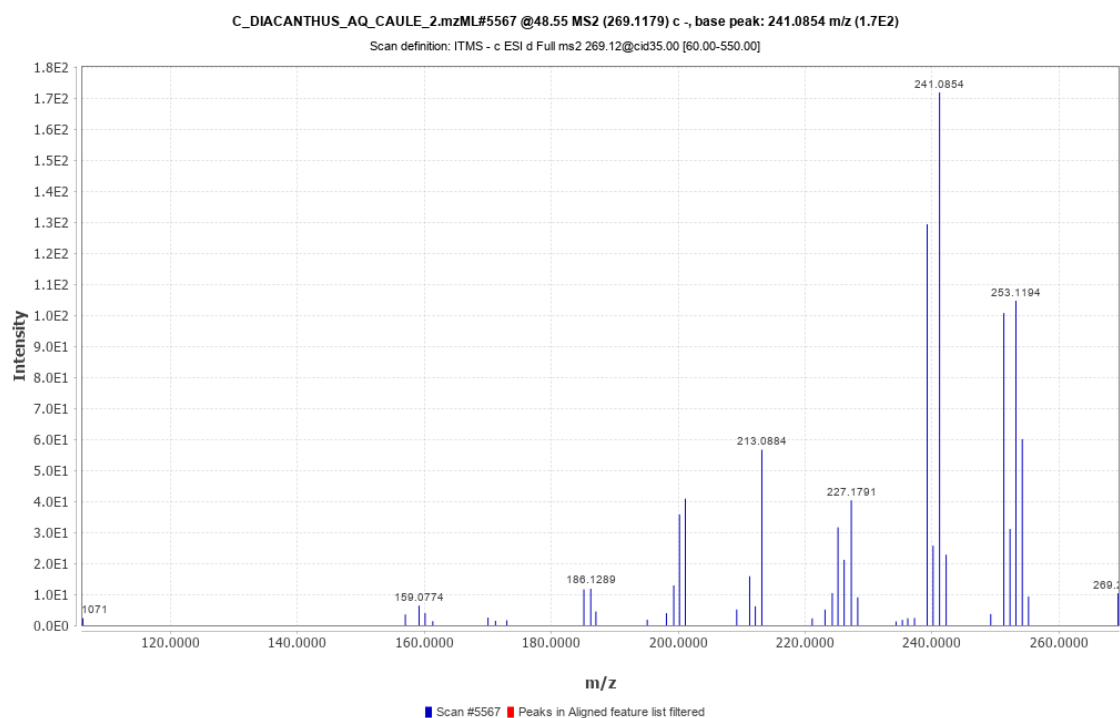


Figure S5. Product ion spectra of genistein.

c_diacanthus_etoh_folha_2 #3821 RT: 32.76 AV: 1 NL: 9.76E2
T: ITMS - c ESI d Full ms2 593.05@cid35.00 [150.00-1200]

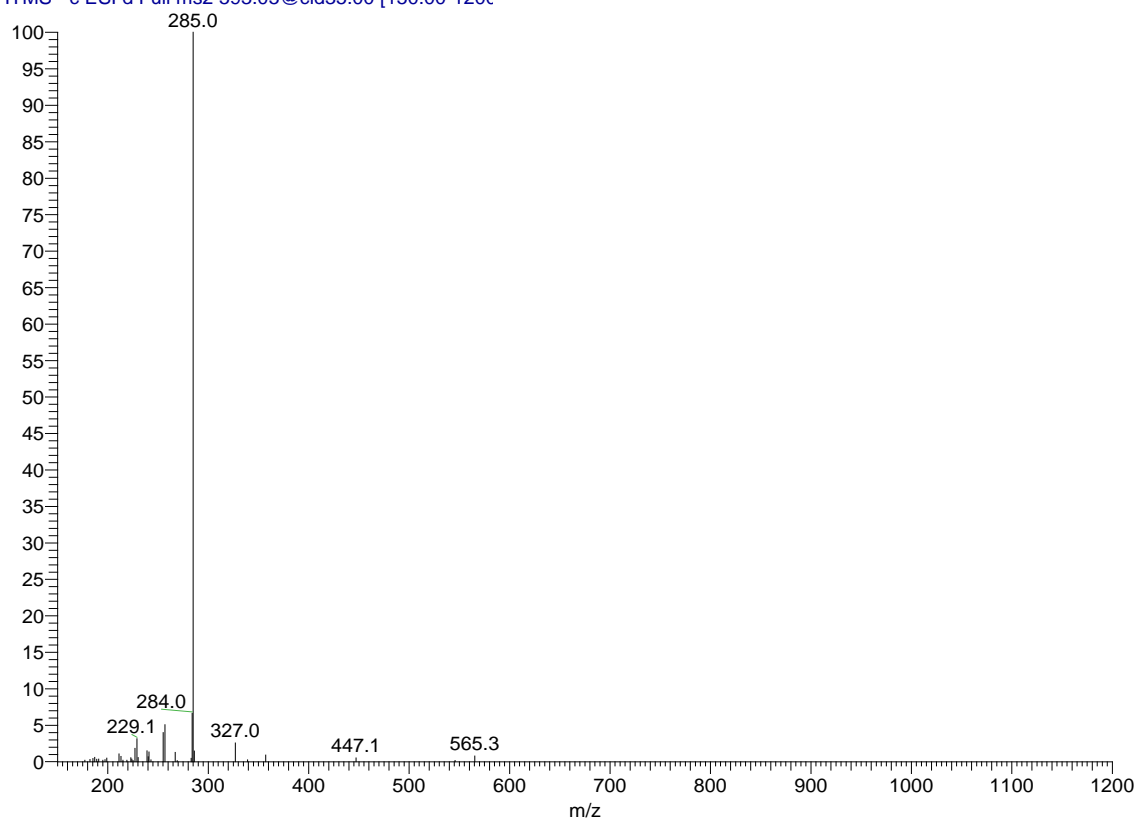


Figure S6. Product ion spectra of Kaempferol-3-O-glucoside-7-O-rhamnoside.

c_diacanthus_etoh_folha_2 #4530 RT: 39.48 AV: 1 NL: 1.72E2
T: ITMS - c ESI d Full ms2 301.02@cid35.00 [70.00-615.0]

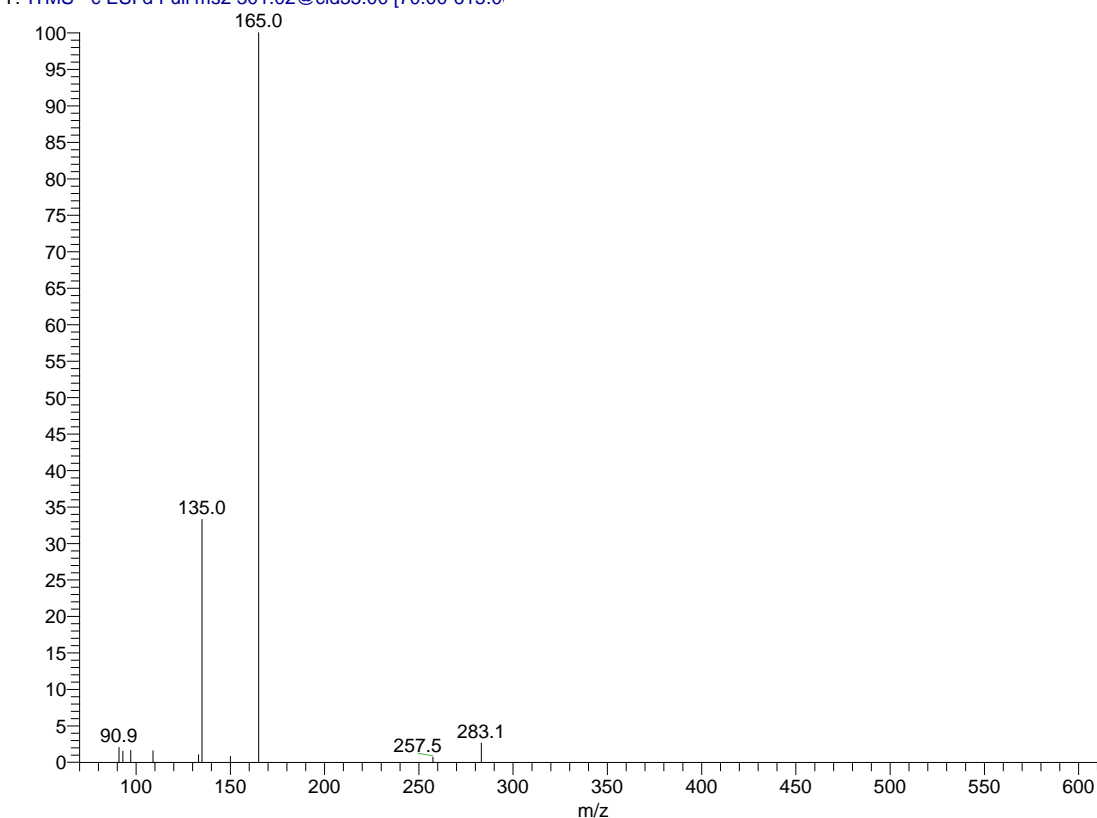


Figure S7. Product ion spectra of quercetin.

C:\Users\...\C_DIACANTHUS_AQ_FOLHA_2 (1) 11/07/22 21:16:33

C_DIACANTHUS_AQ_FOLHA_2 (1) #6152 RT: 52.34 AV: 1 NL: 3.12E2
T: ITMS - c ESI d Full ms2 311.17@cid35.00 [75.00-635.00]

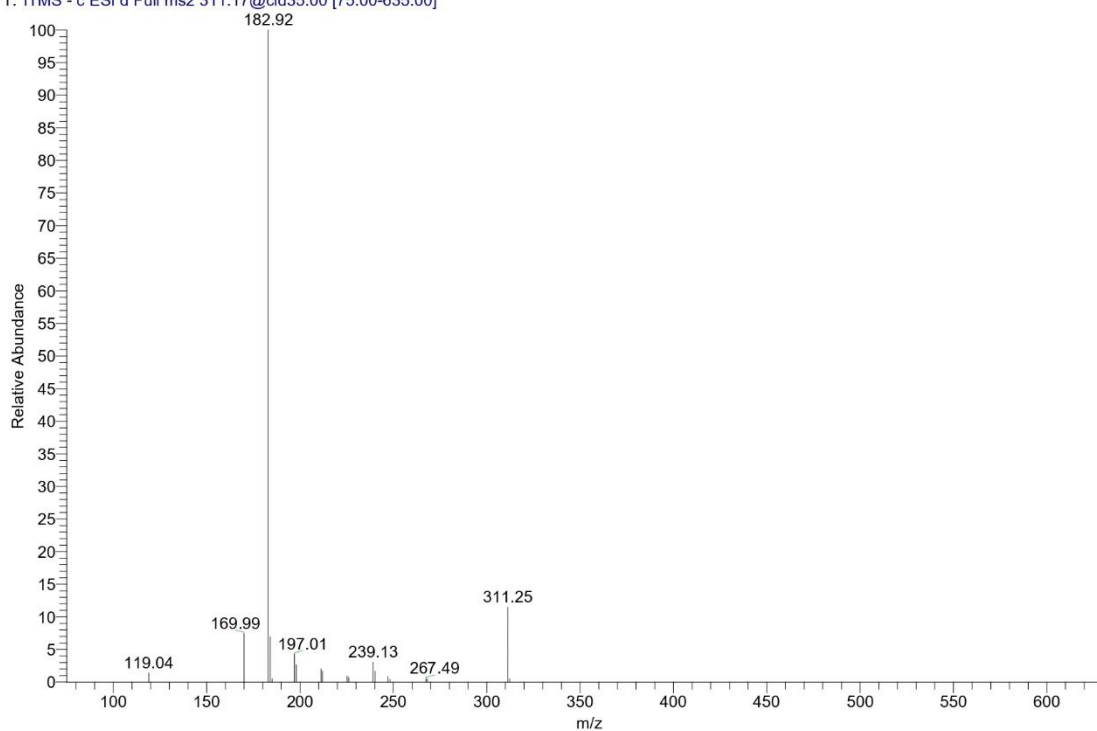


Figure S8. Product ion spectra of 5,6,2'-trimethoxyflavone.