

Supplementary Materials

Biological Activity and Action Targets of Recent Complexes of Pt(II) and Cu(II)

Cristhian Eduardo Maciel-Flores¹, Juan Antonio Lozano-Alvarez² and Egla Yareth Bivián-Castro^{1*}

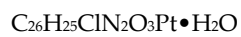
¹. Universidad de Guadalajara, Centro Universitario de los Lagos, Av. Enrique Díaz de León 1144, Col. Paseos de la Montaña, 47460, Lagos de Moreno, Jalisco, México

². Departamento de Ingeniería Bioquímica, Universidad Autónoma de Aguascalientes. Av. Universidad 940 Cd. Universitaria, Aguascalientes 20131, Aguascalientes México

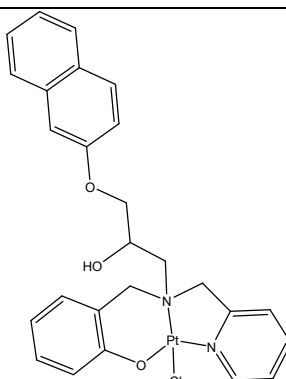
* Correspondence: egla.bivian@academicos.udg.mx; Tel.: +52-(474)-742 4314

Table S1. List of Pt(II) and Cu(II) complexes found and their molecular structure.

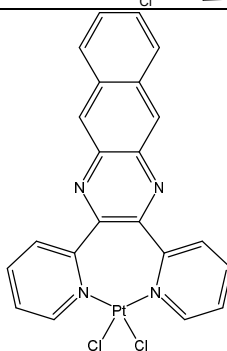
Formula	Structure	Ref
C ₂₃ H ₂₆ ClNO ₃ P ₂ PtS		[1]
C ₂₅ H ₂₁ ClNO ₂ PPt•H ₂ O		[2]
(C ₂₄ H ₂₇ ClN ₃ PPt)(NO ₃) ₂		[3]
C ₄₄ H ₄₁ Cl ₄ N ₁₆ O ₄ Pt ₂ S ₄ •6DMSO		[4]



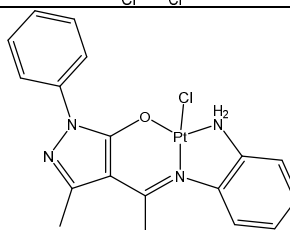
[5,6]



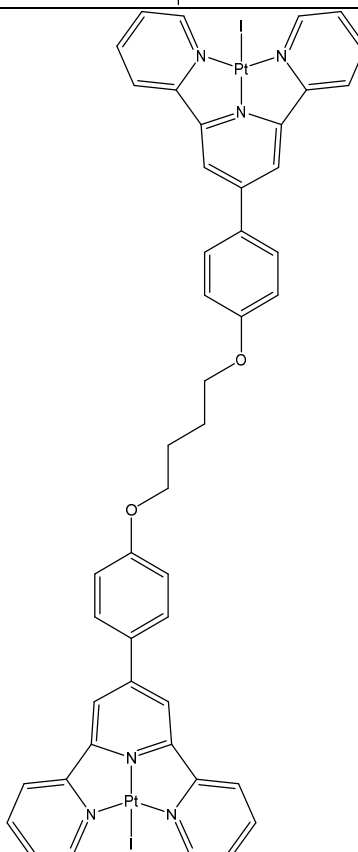
[7]

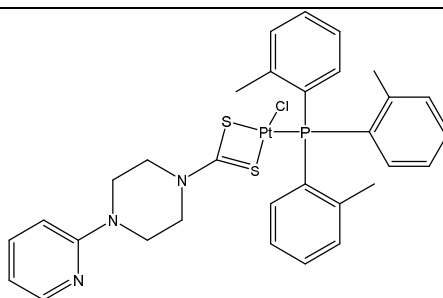


[8]

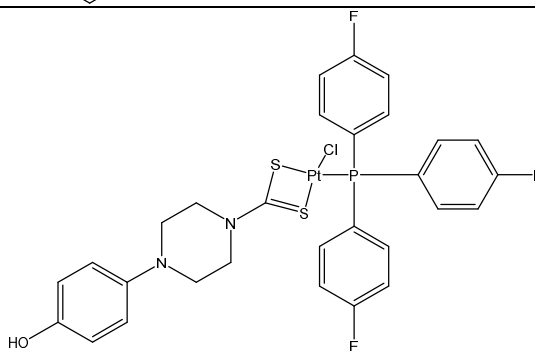


[9]

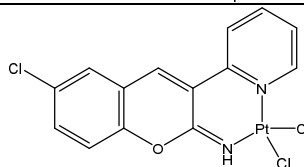




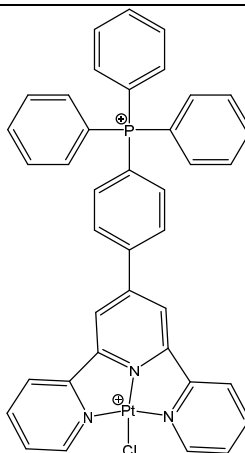
[10]



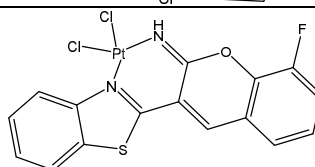
[11]



[12]

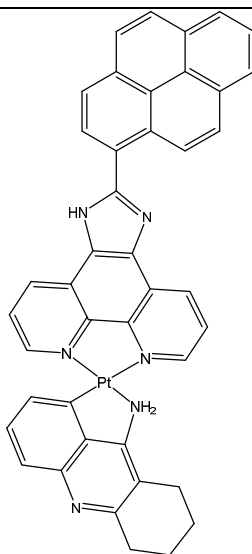
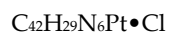


[13]

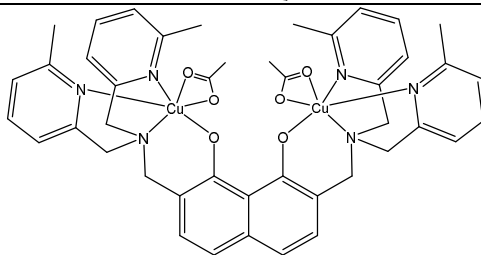
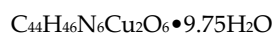


[14]

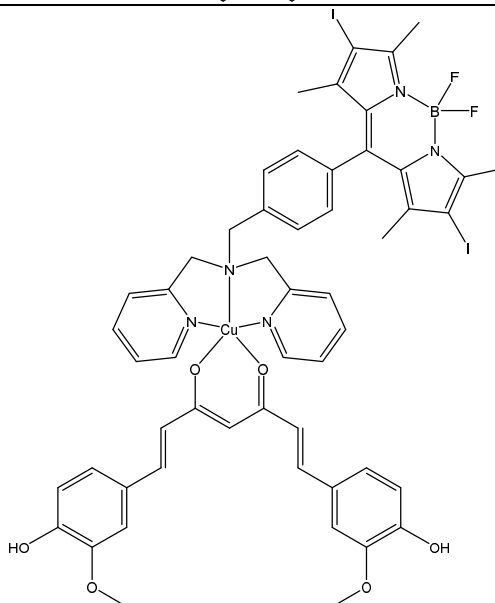
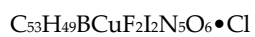




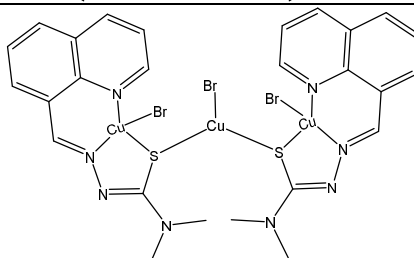
[19]



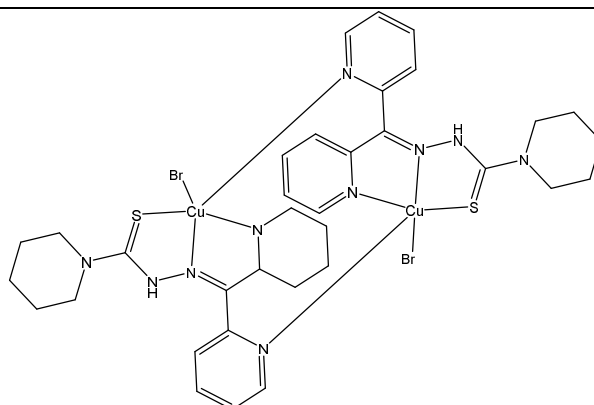
[20]



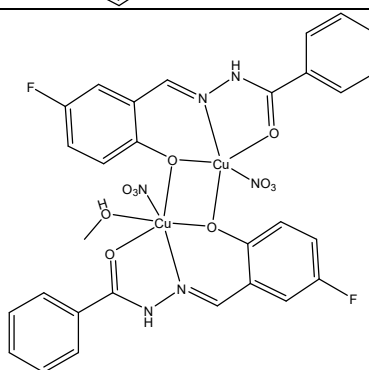
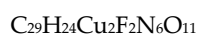
[21]



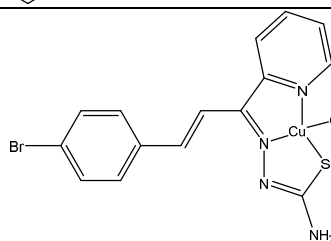
[22]



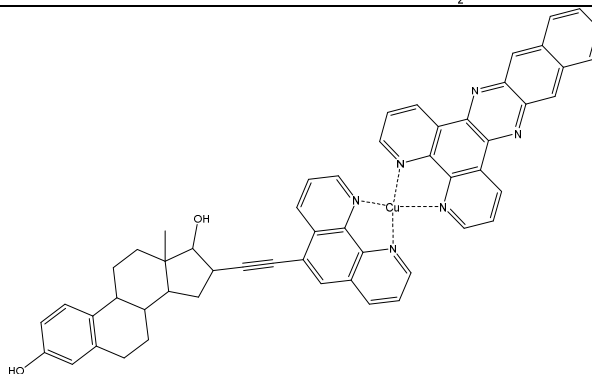
[23]



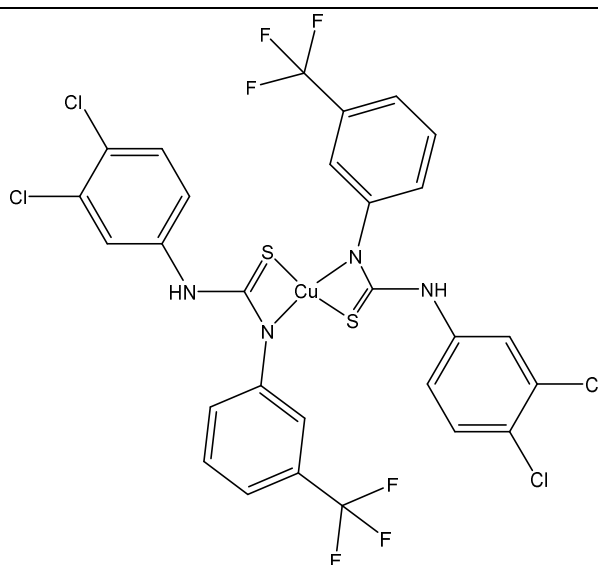
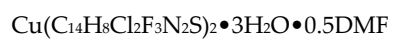
[24]



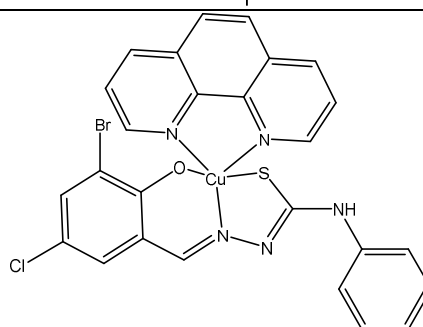
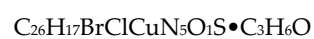
[25,26]



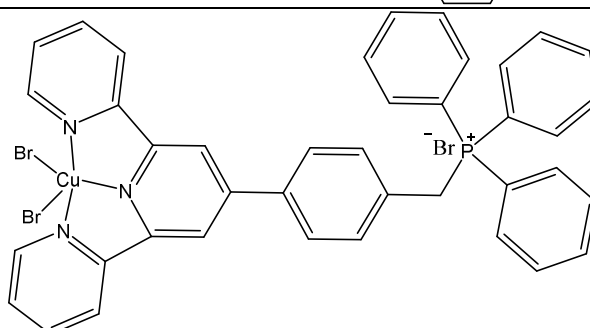
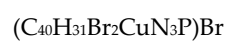
[27]



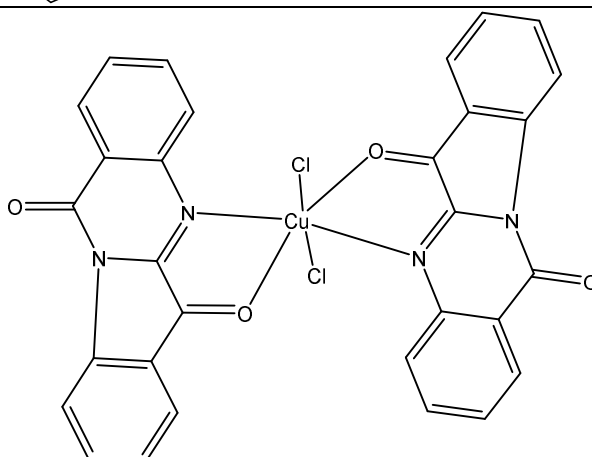
[28]



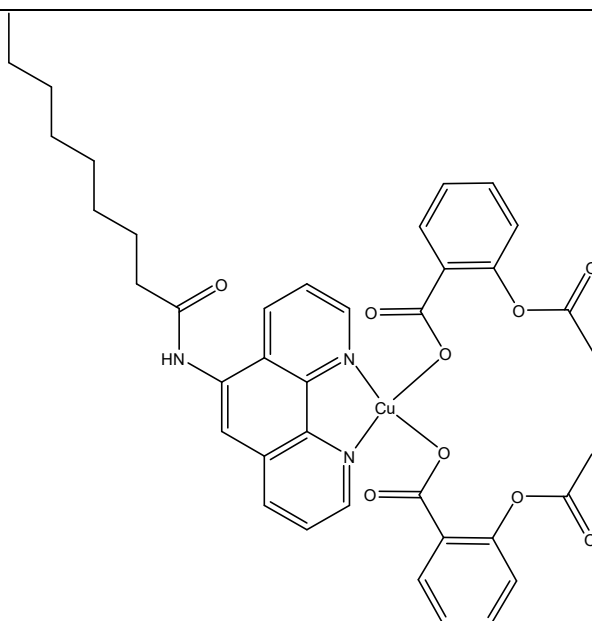
[29]



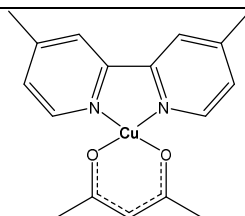
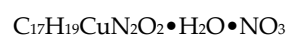
[30,31]



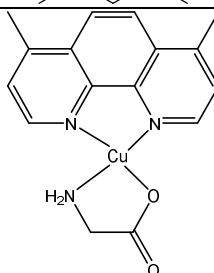
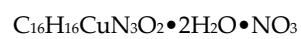
[32]



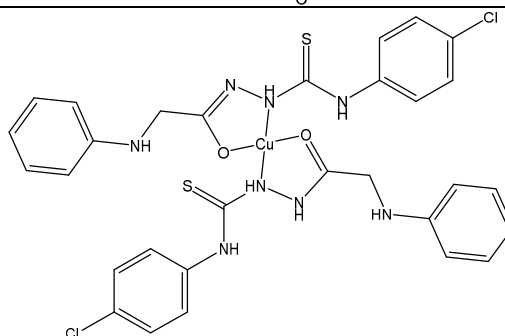
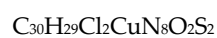
[33]



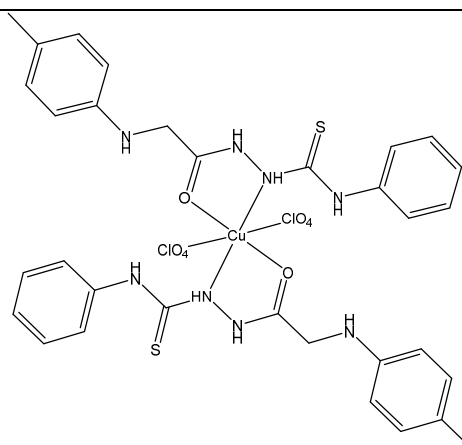
[34]



[34]



[35]



[36]

References

1. Icel, C.; Yilmaz, V.T.; Cevatemre, B.; Aygun, M.; Ulukaya, E. Structures and Anticancer Activity of Chlorido Platinum(II) Saccharinate Complexes with Mono- and Dialkylphenylphosphines. *Journal of Inorganic Biochemistry* **2019**, *195*, 39–50, doi:10.1016/j.jinorgbio.2019.03.008.
2. Hyeraci, M.; Colalillo, M.; Labella, L.; Marchetti, F.; Samaritani, S.; Scalcon, V.; Rigobello, M.P.; Dalla Via, L. Platinum(II) Complexes Bearing Triphenylphosphine and Chelating Oximes: Antiproliferative Effect and Biological Profile in Resistant Cells. *ChemMedChem* **2020**, *15*, 1464–1472, doi:10.1002/cmdc.202000165.
3. Zhang, H.; Yang, T.; Wang, Y.; Wang, Z.; Zhu, Z.; Guo, Z.; Wang, X. DNA Topoisomerases as Additional Targets for Anticancer Monofunctional Platinum(II) Complexes. *Dalton Transactions* **2021**, doi:https://doi.org/10.1039/D0DT02608E.
4. Wang, J.; Li, X.; Yuan, C.; Su, F.; Wu, Y.-B.; Lu, L.; Zhu, M.; Xing, S.; Fu, X. Syntheses, Crystal Structures, and Biological Evaluations of New Dinuclear Platinum(II) Complexes with 1,2,4-Triazole Derivatives as Bridging Ligands. *Dalton Trans.* **2021**, *50*, 4527–4538, doi:10.1039/D0DT03285A.
5. Maciel, L.L.F.; Silva, M.B.; Moreira, R.O.; Cardoso, A.P.; Fernandes, C.; Horn, A.; De Aquino Almeida, J.C.; Kanashiro, M.M. In Vitro and In Vivo Relevant Antineoplastic Activity of Platinum(II) Complexes toward Triple-Negative MDA-MB-231 Breast Cancer Cell Line. *Pharmaceutics* **2022**, *14*, 2013, doi:10.3390/pharmaceutics14102013.
6. Moreira, R.O.; Morcelli, S.R.; Kanashiro, M.M.; Resende, J.A.L.C.; Maciel, L.L.F.; De A. Almeida, J.C.; Gahan, L.R.; Horn, A.; Fernandes, C. Modulating the Antitumoral Activity by the Design of New Platinum(II) Compounds: Synthesis, Characterization, DFT, Ultrastructure and Mechanistic Studies. *Journal of Inorganic Biochemistry* **2019**, *194*, 200–213, doi:10.1016/j.jinorgbio.2018.12.016.
7. Di Pietro, M.L.; Stagno, C.; Efferth, T.; Omer, E.A.; D'Angelo, V.; Germanò, M.P.; Cacciola, A.; De Gaetano, F.; Iraci, N.; Micale, N. Antileukemia Activity and Mechanism of Platinum(II)-Based Metal Complexes. *Molecules* **2022**, *27*, 9000, doi:10.3390/molecules27249000.
8. Abolhassan, M.R.; Divsalar, A.; Badalkhani-khamseh, F.; Kheiripour, N.; Eslami-Moghadam, M.; Mirzaei, H. Protein Binding and Anticancer Activity of Two Newly Synthesized Schiff Base Platinum (II) Complexes: A Theoretical and Experimental Study. *Journal of Molecular Structure* **2023**, *1289*, 135917, doi:10.1016/j.molstruc.2023.135917.
9. Chai, K.; Jiang, Y.; Han, T.; Niu, J.; Yao, L.; Zhang, H.; Zeng, M.; Zhang, L.; Duan, X.; Wang, J. Synthesis, DNA Binding, Topoisomerase I Inhibition and Antiproliferation Activities of Three New Binuclear Terpyridine Platinum(II) Complexes. *Polyhedron* **2019**, *157*, 124–130, doi:10.1016/j.poly.2018.09.053.
10. Imran, M.; Zia-ur-Rehman; Kondratyuk, T.; Bélanger-Gariepy, F. New Ternary Platinum(II) Dithiocarbamates: Synthesis, Characterization, Anticancer, DNA Binding and DNA Denaturing Studies. *Inorganic Chemistry Communications* **2019**, *103*, 12–20, doi:10.1016/j.inoche.2019.02.007.
11. Kashif Amir, M.; Hogarth, G.; Khan, Z.; Imran, M.; Zia-ur-Rehman. Platinum(II) Dithiocarbamate Complexes [Pt(S2CNR2)Cl(PAr3)] as Anticancer and DNA-Damaging Agents. *Inorganica Chimica Acta* **2020**, *512*, 119853, doi:10.1016/j.ica.2020.119853.
12. Liu, J.-H.; Wei, Z.-Z.; Yang, L.; Qin, Q.-P.; Liu, X.-X.; Tan, M.-X. Synthesis, Structures, and Anticancer Potentials of Four Platinum (II) Complexes with Benzopyran Derivatives Targeting Mitochondria. *Inorganic Chemistry Communications* **2020**, *122*, 108267, doi:10.1016/j.inoche.2020.108267.
13. Wang, K.; Zhu, C.; He, Y.; Zhang, Z.; Zhou, W.; Muhammad, N.; Guo, Y.; Wang, X.; Guo, Z. Restraining Cancer Cells by Dual Metabolic Inhibition with a Mitochondrion-Targeted Platinum(II) Complex. *Angew Chem Int Ed* **2019**, *58*, 4638–4643, doi:10.1002/anie.201900387.
14. Wei, Q.-M.; Wei, Z.-Z.; Zeng, J.-J.; Yang, L.; Qin, Q.-P.; Tan, M.-X.; Liang, H. Synthesis, Structures and Anticancer Potentials of Five Platinum(II) Complexes with Benzothiazole-Benzopyran Targeting Mitochondria. *Polyhedron* **2021**, *196*, 115004, doi:10.1016/j.poly.2020.115004.

15. Muhammad, N.; Tan, C.-P.; Muhammad, K.; Wang, J.; Sadia, N.; Pan, Z.-Y.; Ji, L.-N.; Mao, Z.-W. Mitochondria-Targeting Monofunctional Platinum(II)-Lonidamine Conjugates for Cancer Cell de-Energization. *Inorg. Chem. Front.* **2020**, *7*, 4010–4019, doi:10.1039/D0QI01028F.
16. Yilmaz, V.T.; Içsel, C.; Turgut, O.R.; Aygun, M.; Erkisa, M.; Turkdemir, M.H.; Ulukaya, E. Synthesis, Structures and Anticancer Potentials of Platinum(II) Saccharinate Complexes of Tertiary Phosphines with Phenyl and Cyclohexyl Groups Targeting Mitochondria and DNA. *European Journal of Medicinal Chemistry* **2018**, *155*, 609–622, doi:10.1016/j.ejmech.2018.06.035.
17. Li, J.; He, X.; Zou, Y.; Chen, D.; Yang, L.; Rao, J.; Chen, H.; Chan, M.C.W.; Li, L.; Guo, Z.; et al. Mitochondria-Targeted Platinum(II) Complexes: Dual Inhibitory Activities on Tumor Cell Proliferation and Migration/Invasion via Intracellular Trafficking of β -Catenin. *Metallomics* **2017**, *9*, 726–733, doi:10.1039/C6MT00188B.
18. Guo, Z.; Tong, W.-L.; Chan, M.C.W. Luminescent Oligo(Ethylene Glycol)-Functionalized Cyclometalated Platinum(II) Complexes: Cellular Characterization and Mitochondria-Specific Localization. *Chem. Commun.* **2014**, *50*, 1711, doi:10.1039/c3cc47150k.
19. Qin, Q.-P.; Wang, S.-L.; Tan, M.-X.; Wang, Z.-F.; Luo, D.-M.; Zou, B.-Q.; Liu, Y.-C.; Yao, P.-F.; Liang, H. Novel Tacrine Platinum(II) Complexes Display High Anticancer Activity via Inhibition of Telomerase Activity, Dysfunction of Mitochondria, and Activation of the P53 Signaling Pathway. *European Journal of Medicinal Chemistry* **2018**, *158*, 106–122, doi:10.1016/j.ejmech.2018.09.008.
20. Jany, T.; Moreth, A.; Gruschka, C.; Sischka, A.; Spiering, A.; Dieding, M.; Wang, Y.; Samo, S.H.; Stammeler, A.; Bögge, H.; et al. Rational Design of a Cytotoxic Dinuclear Cu₂ Complex That Binds by Molecular Recognition at Two Neighboring Phosphates of the DNA Backbone. *Inorg. Chem.* **2015**, *54*, 2679–2690, doi:10.1021/ic5028465.
21. Bhattacharyya, A.; Dixit, A.; Mitra, K.; Banerjee, S.; Karande, A.A.; Chakravarty, A.R. BODIPY Appended Copper(II) Complexes of Curcumin Showing Mitochondria Targeted Remarkable Photocytotoxicity in Visible Light. *Med. Chem. Commun.* **2015**, *6*, 846–851, doi:10.1039/C4MD00425F.
22. Gu, S.; Yu, P.; Hu, J.; Liu, Y.; Li, Z.; Qian, Y.; Wang, Y.; Gou, Y.; Yang, F. Mitochondria-Localizing N-Heterocyclic Thiosemicarbazone Copper Complexes with Good Cytotoxicity and High Antimetastatic Activity. *European Journal of Medicinal Chemistry* **2019**, *164*, 654–664, doi:10.1016/j.ejmech.2019.01.014.
23. Qi, J.; Yao, Q.; Tian, L.; Wang, Y. Piperidylthiosemicarbazones Cu(II) Complexes with a High Anticancer Activity by Catalyzing Hydrogen Peroxide to Degrade DNA and Promote Apoptosis. *European Journal of Medicinal Chemistry* **2018**, *158*, 853–862, doi:10.1016/j.ejmech.2018.09.034.
24. Jiang, S.; Ni, H.; Liu, F.; Gu, S.; Yu, P.; Gou, Y. Binuclear Schiff Base Copper(II) Complexes: Syntheses, Crystal Structures, HSA Interaction and Anti-Cancer Properties. *Inorganica Chimica Acta* **2020**, *499*, 119186, doi:10.1016/j.ica.2019.119186.
25. Vutey, V.; Castelli, S.; D'Annese, I.; Sâmia, L.B.P.; Souza-Fagundes, E.M.; Beraldo, H.; Desideri, A. Human Topoisomerase IB Is a Target of a Thiosemicarbazone Copper(II) Complex. *Archives of Biochemistry and Biophysics* **2016**, *606*, 34–40, doi:10.1016/j.abb.2016.07.009.
26. Da Silva, J.G.; Recio Despaigne, A.A.; Louro, S.R.W.; Bandeira, C.C.; Souza-Fagundes, E.M.; Beraldo, H. Cytotoxic Activity, Albumin and DNA Binding of New Copper(II) Complexes with Chalcone-Derived Thiosemicarbazones. *European Journal of Medicinal Chemistry* **2013**, *65*, 415–426, doi:10.1016/j.ejmech.2013.04.036.
27. Barrett, S.; De Franco, M.; Kellett, A.; Dempsey, E.; Marzano, C.; Erxleben, A.; Gandin, V.; Montagner, D. Anticancer Activity, DNA Binding and Cell Mechanistic Studies of Estrogen-Functionalised Cu(II) Complexes. *J Biol Inorg Chem* **2020**, *25*, 49–60, doi:10.1007/s00775-019-01732-8.
28. Bielenica, A.; Drzewiecka-Antonik, A.; Rejmak, P.; Stefańska, J.; Koliński, M.; Kmiecik, S.; Lesyng, B.; Włodarczyk, M.; Pietrzyk, P.; Struga, M. Synthesis, Structural and Antimicrobial Studies of Type II Topoisomerase-Targeted Copper(II) Complexes of 1,3-Disubstituted Thiourea Ligands. *Journal of Inorganic Biochemistry* **2018**, *182*, 61–70, doi:10.1016/j.jinorgbio.2018.01.005.
29. Shanmugaiah, M.K.; Mokkandi Palsamy, K.; Lokesh, R.; N., I.G.; Mitu, L.; Jegathalaprathaban, R.; Gurusamy, R. Ternary Copper(II) Complex Based Chemical Probes for DNA Targeting: Cytotoxic Activity under Visible Light. *Applied Organometal Chem* **2018**, *33*, e4762, doi:10.1002/aoc.4762.
30. Li, M.; Shao, J.; Guo, Z.; Jin, C.; Wang, L.; Wang, F.; Jia, Y.; Zhu, Z.; Zhang, Z.; Zhang, F.; et al. Novel Mitochondrion-targeting Copper(II) Complex Induces HK2 Malfunction and Inhibits Glycolysis via Drp1-mediated Mitophagy in HCC. *J Cellular Molecular Medicine* **2020**, *24*, 3091–3107, doi:10.1111/jcmm.14971.
31. Shao, J.; Li, M.; Guo, Z.; Jin, C.; Zhang, F.; Ou, C.; Xie, Y.; Tan, S.; Wang, Z.; Zheng, S.; et al. TPP-Related Mitochondrial Targeting Copper(II) Complex Induces P53-Dependent Apoptosis in Hepatoma Cells through ROS-Mediated Activation of Drp1. *Cell Commun Signal* **2019**, *17*, 149, doi:10.1186/s12964-019-0468-6.
32. Qin, Q.-P.; Zou, B.-Q. Tryptanthrin Derivatives Copper(II) Complexes with High Antitumor Activity by Inhibiting Telomerase Activity, and Inducing Mitochondria-Mediated Apoptosis and S-Phase Arrest in BEL-7402. *New J. Chem.* **2018**, *42*, 15479, doi:https://doi.org/10.1039/C8NJ03005G.
33. Shi, X.; Fang, H.; Guo, Y.; Yuan, H.; Guo, Z.; Wang, X. Anticancer Copper Complex with Nucleus, Mitochondrion and Cyclooxygenase-2 as Multiple Targets. *Journal of Inorganic Biochemistry* **2019**, *190*, 38–44, doi:10.1016/j.jinorgbio.2018.10.003.
34. Davila-Manzanilla, S.G.; Figueroa-de-Paz, Y.; Mejia, C.; Ruiz-Azuara, L. Synergistic Effects between a Copper-Based Metallopeptide III-Ia and Cisplatin. *European Journal of Medicinal Chemistry* **2017**, *129*, 266–274, doi:10.1016/j.ejmech.2017.01.045.

35. Alshater, H.; Al-Sulami, A.I.; Aly, S.A.; Abdalla, E.M.; Sakr, M.A.; Hassan, S.S. Antitumor and Antibacterial Activity of Ni(II), Cu(II), Ag(I), and Hg(II) Complexes with Ligand Derived from Thiosemicarbazones: Characterization and Theoretical Studies. *Molecules* **2023**, *28*, 2590, doi:10.3390/molecules28062590.
36. Aly, S.A.; Hassan, S.S.; El-Boraey, H.A.; Eldourghamy, A.; Abdalla, E.M.; Alminderej, F.M.; Elganzory, H.H. Synthesis, Biological Activity, and the Effect of Ionization Radiation on the Spectral, XRD, and TGA Analysis of Cu(I), Cu(II), Zn(II), and Cd(II) Complexes. *Arab J Sci Eng* **2024**, *49*, 361–379, doi:10.1007/s13369-023-07988-2.

Disclaimer/Publisher's Note: The statements, opinions and data contained in all publications are solely those of the individual author(s) and contributor(s) and not of MDPI and/or the editor(s). MDPI and/or the editor(s) disclaim responsibility for any injury to people or property resulting from any ideas, methods, instructions or products referred to in the content.