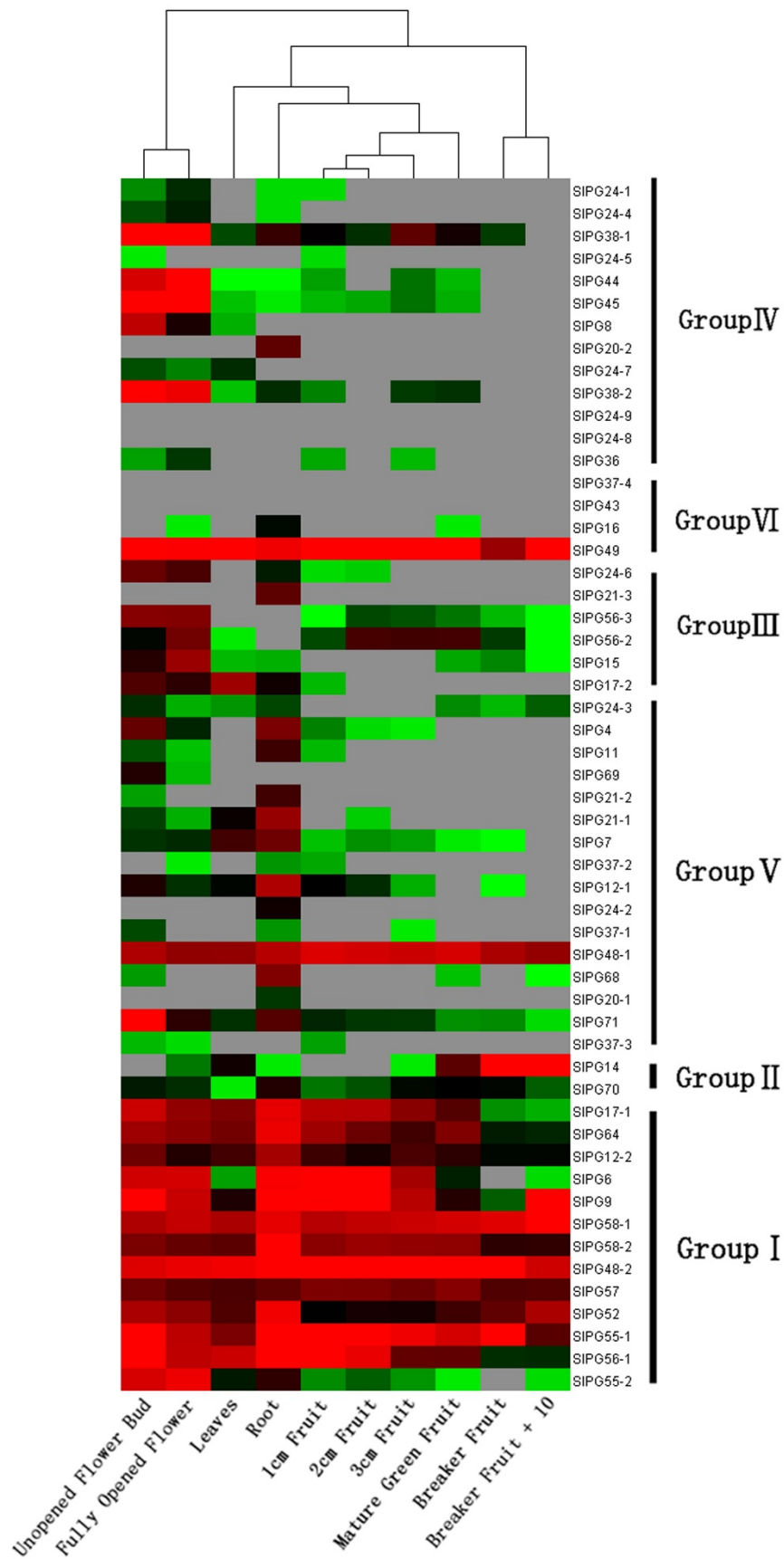
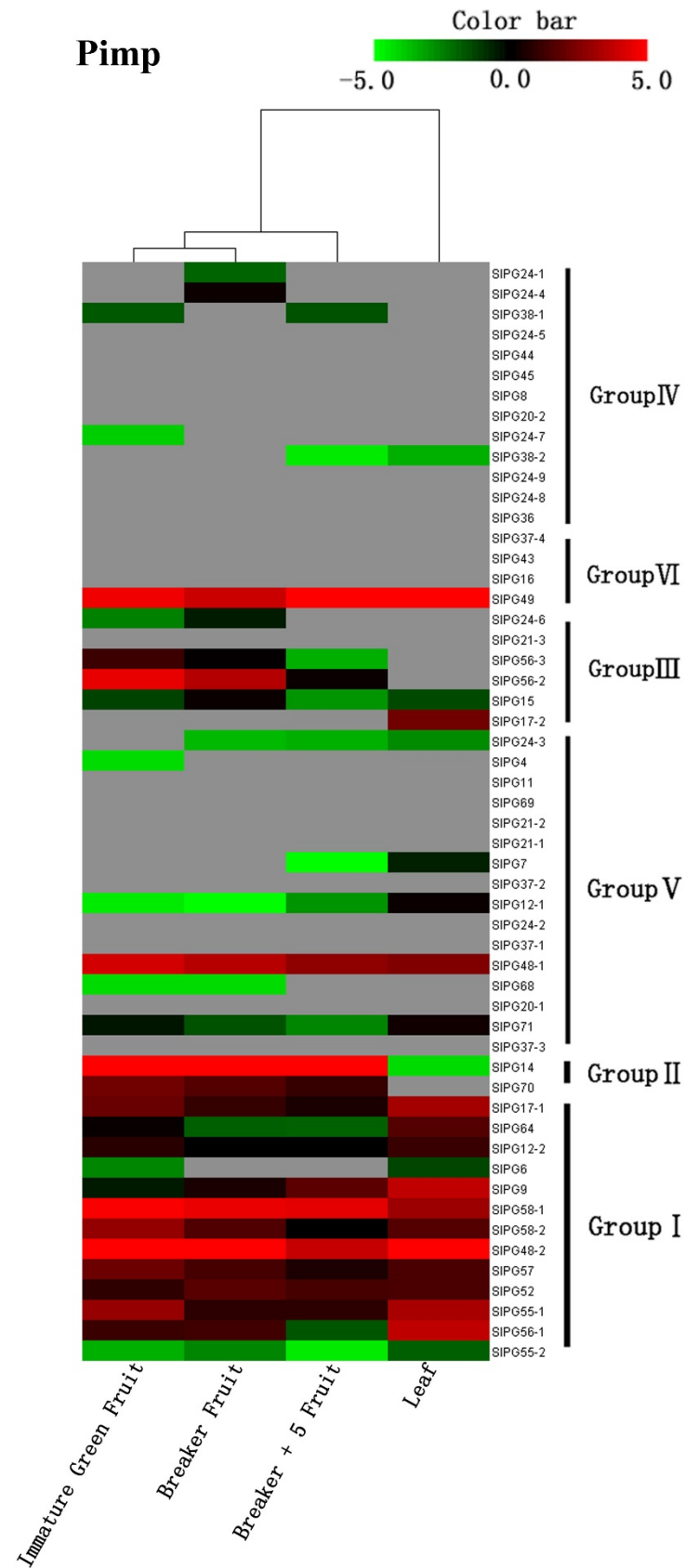


**Figure S1.** Phylogenetic analysis of PG genes in *Solanum lycopersicum* and *Arabidopsis thaliana*. The capital letters A to G represent the seven clade numbers.



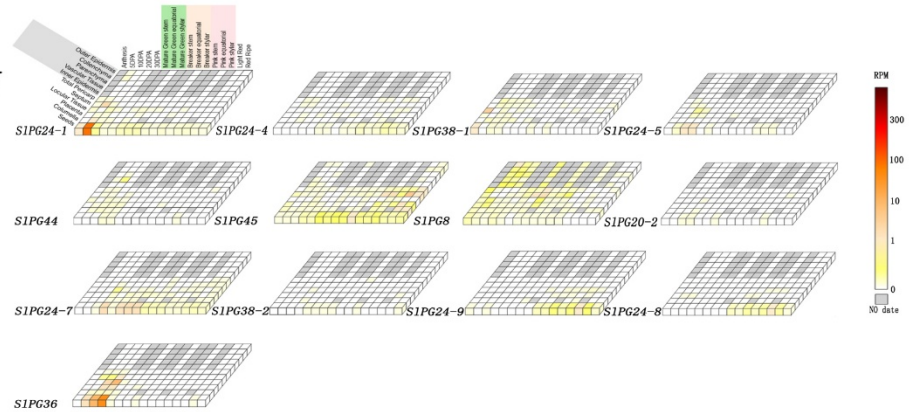
**Figure S2.** Hierarchical clustering and heat map generated by Cluster 3.0 using the acquired RNA-seq-based data of *SIPGs* from the Tomato eFP Browser, showing their expression levels in the ten different organs/tissues of *S. lycopersicum*.



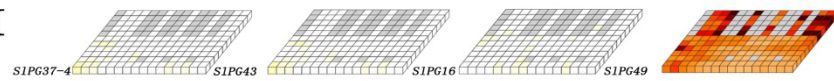
**Figure S3.** Hierarchical clustering and heat map generated by Cluster 3.0 using the acquired RNA-seq-based data of *SIPGs* from the Tomato eFP Browser, showing their expression levels in the fruit developmental process of *Solanum lycopersicum* L. cv Pimp.

## M82

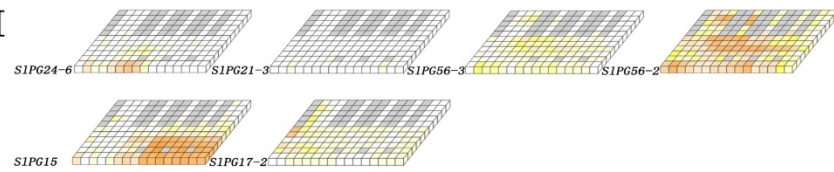
### Group IV



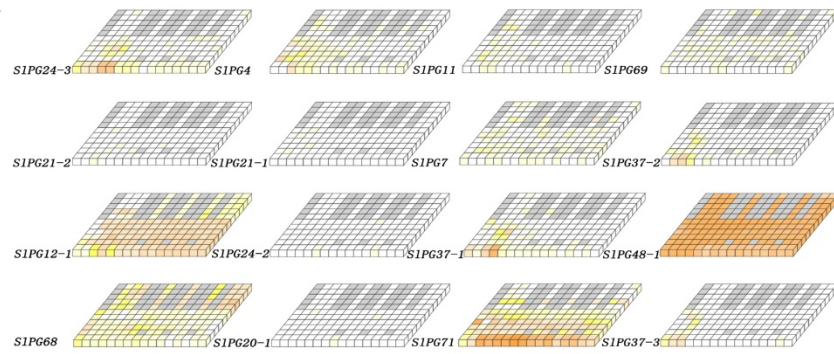
## Group VI



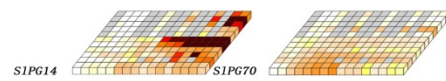
## Group III



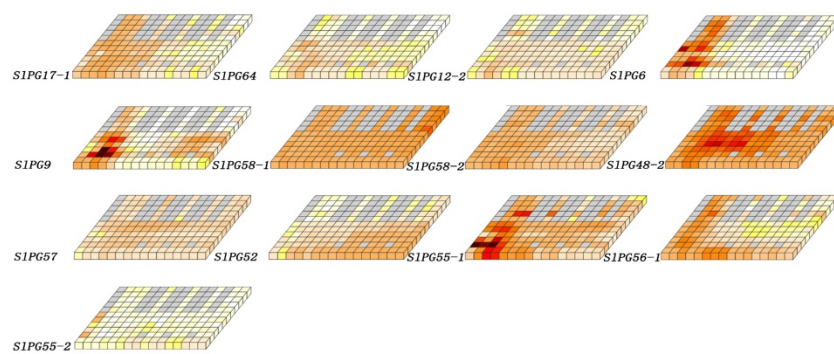
## Group V



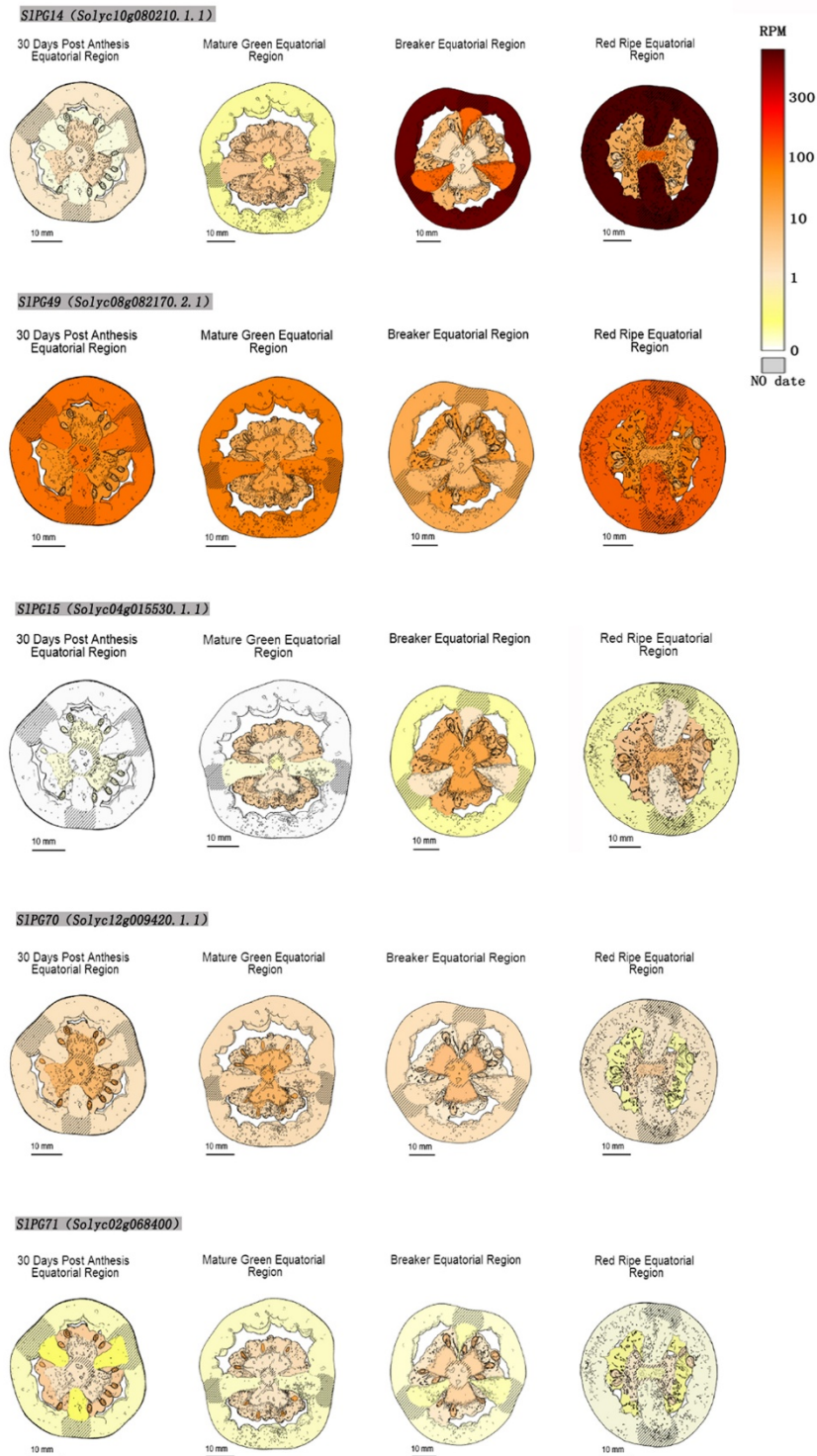
## Group II



## Group I




**Figure S4.** Heat map generated by the online tool of Tomato Expression Atlas showing the expression levels of *SIPGs* along spatial and developmental gradients of tomato fruit development of *S. lycopersicum* L. cv M82.




**Figure S5.** Heat map generated by the online tool of Tomato Expression Atlas showing the expression levels of the five fruit development related *SIPGs* in equatorial region of the four stages of tomato fruit development.





**Figure S6.** Heat map generated by the online tool of Tomato Expression Atlas showing the expression levels of the five fruit development related *SIPGs* in pericarp of the three stages of tomato fruit development.



**Figure S7.** Cis-elements of plant hormones response, environmental stress response and specific organ/tissue development in promoter regions of the SIPG genes.

**Table S2.** The systematic names of PG genes in *Solanum lycopersicum*.

<i>Arabidopsis</i>	<i>Arabidopsis</i>	Tomato	Tomato gene ID	Identity
ATPG4	AT1G02460	SIPG4	Solyc01g079130.1.1	66.3
ATPG5	AT4G01890			
ATPG6	AT1G48100	SIPG6	Solyc04g008230.2.1	65.1
ATPG7	AT1G56710	SIPG7	Solyc01g100980.2.1	60.8
ATPG8	AT1G10640	SIPG8	Solyc07g015870.2.1	56.6
ATPG9	AT1G60590	SIPG9	Solyc05g005170.2.1	65.7
ATPG10	AT5G14650			
ATPG11	AT3G26610	SIPG11	Solyc05g005040.2.1	57.4
ATPG12	AT1G23460	SIPG12-1	Solyc09g098270.2.1	65.6
		SIPG12-2	Solyc04g025440.2.1	64.6
ATPG13	AT1G70500			
ATPG14	AT2G41850	SIPG14	Solyc10g080210.1.1	52
ATPG15	AT3G57510	SIPG15	Solyc04g015530.1.1	49.2
ATPG16	AT3G07970	SIPG16	Solyc01g087280.1.1	44.7
ATPG17	AT1G80170	SIPG17-1	Solyc03g116500.2.1	54.5
		SIPG17-2	Solyc06g068040.2.1	52.6
ATPG18	AT1G05650			
ATPG19	AT1G05660			
ATPG20	AT2G43890	SIPG20-1	Solyc08g014540.1.1	63.3
		SIPG20-2	Solyc12g019120.1.1	62.8
ATPG21	AT2G43880	SIPG21-1	Solyc12g019140.1.1	61.2
		SIPG21-2	Solyc12g019130.1.1	59.5
		SIPG21-3	Solyc08g014560.1.1	55.1
ATPG22	At2g43870			
ATPG23	AT3G59850			
ATPG24	AT1G65570	SIPG24-1	Solyc12g096740.1.1	49.1
		SIPG24-2	Solyc12g019220.1.1	48.9
		SIPG24-3	Solyc12g096730.1.1	48.9
		SIPG24-4	Solyc12g096750.1.1	48.3
		SIPG24-5	Solyc02g067650.1.1	48.3
		SIPG24-6	Solyc12g019180.1.1	48.1
		SIPG24-7	Solyc12g019230.1.1	47.3
		SIPG24-8	Solyc02g067630.2.1	46.9
		SIPG24-9	Solyc02g067640.2.1	46.9
ATPG25	AT2G43860			
ATPG26	AT2G15450			
ATPG27	AT2G15460			
ATPG28	AT2G15470			
ATPG29	AT2G26620			
ATPG30	AT2G40310			
ATPG31	AT4G13760			
ATPG32	AT1G43090			
ATPG33	AT1G43100			
ATPG34	AT1G43080			
ATPG35	AT1G17150			
ATPG36	AT1G78400	SIPG36	Solyc10g047570.1.1	40.8
ATPG37	AT2G33160	SIPG37-1	Solyc07g056290.1.1	49.1
		SIPG37-2	Solyc07g041650.1.1	44.2
		SIPG37-3	Solyc10g047590.1.1	40.8
		SIPG37-4	Solyc01g009640.1.1	39.1
ATPG38	AT3G07820	SIPG38-1	Solyc00g030510.2.1	47.8
		SIPG38-2	Solyc07g044870.2.1	47.3
ATPG39	AT3G07830			
ATPG40	AT3G07840			
ATPG41	AT5G48140			
ATPG42	AT3G07850			



**Table S2 continued**

<i>Arabidopsis</i>	<i>Arabidopsis</i>	Tomato	Tomato gene ID	Identity
ATPG43	AT3G14040	SIPG43	Solyc02g069480.1.1	42
ATPG44	AT4G18180	SIPG44	Solyc01g066070.2.1	40.5
ATPG45	AT1G02790	SIPG45	Solyc06g009200.2.1	41.7
ATPG46	AT3G06770			
ATPG47	AT5G49215			
ATPG48	AT3G16850	SIPG48-1	Solyc06g009790.2.1	57.1
		SIPG48-2	Solyc09g075460.2.1	56.3
ATPG49	AT4G23820	SIPG49	Solyc08g082170.2.1	70.7
ATPG50	AT5G41870			
ATPG51	AT3G62110			
ATPG52	AT4G33440	SIPG52	Solyc06g060170.2.1	64.4
ATPG53	AT2G23900			
ATPG54	AT3G48950			
ATPG55	AT3G61490	SIPG55-1	Solyc05g049980.2.1	71
		SIPG55-2	Solyc01g094970.2.1	66.7
ATPG56	AT4G23500	SIPG56-1	Solyc08g081480.2.1	69.2
		SIPG56-2	Solyc03g007940.2.1	63.8
		SIPG56-3	Solyc03g007950.2.1	61.9
ATPG57	AT1G19170	SIPG57	Solyc03g117750.2.1	68.8
ATPG58	AT3G42950	SIPG58-1	Solyc12g009210.1.1	72.9
		SIPG58-2	Solyc07g042160.2.1	57.4
ATPG59	AT3G57790			
ATPG60	AT5G44830			
ATPG61	AT5G44840			
ATPG62	AT4G35670			
ATPG63	AT5G27530			
ATPG64	AT4G32370	SIPG64	Solyc08g060970.2.1	39.2
ATPG65	AT4G32375			
ATPG66	AT4G32380			
ATPG67	AT3G15720			
ATPG68	AT5G17200	SIPG68	Solyc03g116580.2.1	40.4
ATPG69	AT5G39910	SIPG69	Solyc03g113230.1.1	38.6
ATPG70	AT1G80140	SIPG70	Solyc12g009420.1.1	35.7
ATPG71	AT4G20050	SIPG71	Solyc02g068400.2.1	62.4

**Table S3.** A summary of the number of SIPG genes belonged to different clades and groups in our phylogenetic and expression pattern analysis.

	Group I	Group II	Group III	Group IV	Group V	Group VI	Total
Clade A	2	0	0	1	3	0	6
Clade B	2	1	2	0	1	1	7
Clade C	0	0	2	7	5	0	14
Clade D	0	0	0	5	3	2	10
Clade E	8	0	2	0	1	1	12
Clade F	1	1	0	0	2	0	4
Clade G	0	0	0	0	1	0	1
Total	13	2	6	13	16	4	54

**Table S4.** The putative *cis*-acting regulatory elements of plant hormones response, environmental stress response and specific organ/tissue development presented in the 5'-upstream region (1.5kb) of the polygalacturonase genes in *Solanum lycopersicum*.

Name	Putative <i>cis</i> -element	Sequence	Probable fuction
Plant hormones response related elements			
a1	TGA-element	AACGAC	auxin-responsive element
a2	TGA-box	TGACGTAA	part of an auxin-responsive element
a3	AuxRR-core	GGTCCAT	cis-acting regulatory element involved in auxin responsiveness
g1	GARE-motif	AAACAGA	gibberellin-responsive element
g2	P-box	CCTTTTG	gibberellin-responsive element
g3	TATC-box	TATCCCA	cis-acting element involved in gibberellin-responsiveness
aa	ABRE	TACGTG	cis-acting element involved in the abscisic acid responsiveness
et	ERE	ATTTCAAA	ethylene-responsive element
j1	CGTCA-motif	CGTCA	cis-acting regulatory element involved in the MeJA-responsiveness
j2	TGACG-motif	TGACG	cis-acting regulatory element involved in the MeJA-responsiveness
sa	TCA-element	CCATCTTTT	cis-acting element involved in salicylic acid responsiveness
Environmental stress response related elements			
ai	ARE	TGGTTT	cis-acting regulatory element essential for the anaerobic induction
an	GC-motif	CCCCCG	enhancer-like element involved in anoxic specific inducibility
he	HSE	AAAAAATTC	cis-acting element involved in heat stress responsiveness
lo	LTR	CCGAAA	cis-acting element involved in low-temperature responsiveness
dr	MBS	TAACTG	MYB binding site involved in drought-inducibility
de	TC-rich repeats	ATTTTCTCCA	cis-acting element involved in defense and stress responsiveness
wr	WUN-motif	TCATTACGAA	wound-responsive element
fe	Box-W1	TTGACC	fungal elicitor responsive element
Specific organ/tissue development related elements			
m1	CAT-box	GCCACT	cis-acting regulatory element related to meristem expression
m2	CCGTCC-box	CCGTCC	cis-acting regulatory element related to meristem specific
mm	HD-Zip 1	CAAT(A/T)ATTG	element involved in differentiation of the palisade mesophyll cells
lm	HD-Zip 2	CAAT(G/C)ATTG	element involved in the control of leaf morphology development
se	RY-element	CATGCATG	cis-acting regulatory element involved in seed-specific regulation
e1	Skn-1_motif	GTCAT	cis-acting regulatory element required for endosperm expression
e2	GCN4_motif	CAAGCCA	cis-regulatory element involved in endosperm expression
e3	AACA_motif	TAACAACTCC	involved in endosperm-specific negative expression

**Table S5.** The types and number of putative *cis*-acting regulatory elements presented in the 5'-upstream region of the polygalacturonase genes in *S. lycopersicum*.

Gene	Plant Hormone Response Elements	Number	Environmental Stress Response Elements	Number	Specific Organ/Tissue Development Elements	Number
<b>Group IV</b>						
SIPG24-1	g2	1	de	1		
	g3	3	he	1		
	sa	1	fe	1		
SIPG24-4	g1	1	de	1	e1	2
	j1	2	he	1	e3	1
		1	fe	1		
			ai	1		
SIPG38-1			de	2		
			he	1		
			ai	1		
			lo	1		
SIPG24-5			de	1	m2	1
			he	2		
SIPG44	a3	1	ai	1	e1	1
	aa	1	dr	2		
SIPG45	j1	1	an	1		
	j2	2	he	1		
	g1	1	de	1		
SIPG8	j2	2	ai	1	mm	1
	g3	1	fe	1	lm	1
	aa	1	he	1		
SIPG20-2	aa	3	ai	1	e1	3
	j1	4	de	2		
			fe	2		
			he	2		
			dr	1		
SIPG24-7	a1	1	ai	1		
	j1	1	de	1		
SIPG38-2	j2	1	de	1		
	et	1	dr	1		
SIPG24-9	j1	1	ai	1		
	g1	1	de	3		
	et	1	he	1		
SIPG24-8	aa	1	lo	1	e1	1
	et	2	he	1		
			fe	1		
SIPG36	a1	1	wr	1	lm	1
	sa	1			e1	2
<b>Group VI</b>						
SIPG37-4	aa	1	de	1	e1	1
	a3	1	dr	2	e2	1
	j1	1				
SIPG43			ai	1	e1	1
			de	1		
			he	1		
SIPG16	g1	2	de	1	e1	2
			he	2		
			dr	1		
			fe	1		
			wr	1		
SIPG49	j2	1	ai	1		
	sa	1	de	1		
			he	1		
			dr	1		
<b>Group III</b>						
SIPG24-6	aa	1	de	1	e1	2
			dr	1		
SIPG21-3			de	1		

Table S5 continued

Table S5 continued							
Gene	Plant hormone response elements	Number	Environmental stress response elements	Number	Specific organ/tissue development elements	Number	
SIPG56-3	aa j1	1 1	he	2	e1	1	
			dr	1			
			de	1			
			he	1			
SIPG56-2	j1 j2	1 1	lo	1			
			he	4			
			dr	2			
SIPG15	j1 j2 aa	3 4 1			e2	1	
SIPG17-2	a2 j2	1 2			m1	1	
Group V							
SIPG24-3			ai	1	e1	1	
			de	1			
			dr	1			
			lo	1			
SIPG4	j1 g1 g2	1 1 1	ai	1	e1	1	
			de	1			
			dr	2			
SIPG11			ai	1	e1	4	
			he	1			
			fe	1			
SIPG69	j1 g1 sa	1 1 1	de	1	e1	1	
			fe	1	m1	1	
SIPG21-2	aa a1 j1 j2 g3	1 1 1 1 2	fe	1	e1	1	
						e2	1
SIPG21-1	aa a1 et j2	2 1 1 2	lo	2	e1	2	
SIPG7	aa a1	1 1	ai	1			
			dr	1			
			he	1			
			lo	1			
SIPG37-2	aa sa et	2 1 1	he	1			
			dr	2			
SIPG12-1	sa	1	ai	2	e2	1	
			de	1	se	1	
			he	1			
			lo	1			
SIPG24-2			dr	1	m2	1	
			fe	2			
SIPG37-1	j1 g1 g3 sa	1 1 1 1	ai	2			
			de	2			
			he	1			
SIPG48-1	g2	1	ai	1	e1	1	
			fe	1			
SIPG68	a1	1	ai	1			
			de	1			
SIPG20-1	j2 g2 er	1 1 2	de	3	e1	3	
			he	1	mm	1	
			fe	1	lm	1	
SIPG71	g3 sa	1 1	de	3	e1	2	
			he	2			
SIPG37-3	ji	1	ai	2	e1	3	

Table S5 continued

Gene	Plant hormone response elements	Number	Environmental stress response elements	Number	Specific organ/tissue development elements	Number
<b>Group II</b>	aa	1	fe	1		
SIPG14	sa	1	de	2	e1	1
			he	1	e2	1
			fe	1	m2	1
SIPG70	aa	1	de	1		
	sa	1	he	1		
			wr	1		
<b>Group I</b>						
SIPG17-1			de	2	e2	1
			he	1		
			fe	1		
			lo	1		
SIPG64	aa	1	he	1		
	j2	1				
	sa	1				
SIPG12-2	sa	2	ai	2	e2	2
			dr	2		
SIPG6	aa	3	de	1	e1	3
	j1	1				
	j2	1				
	sa	1				
SIPG9	aa	1	ai	1	e1	2
	j1	1	dr	1		
	g1	1	fe	1		
	sa	1	he	4		
			wr	1		
SIPG58-1	aa	1	ai	1	e1	2
	a1	1	de	1		
	j1	1				
SIPG58-2	a3	1	ai	2	e1	2
	j1	1	fe	1	ml	1
SIPG48-2	sa	2	ai	2	e1	1
			de	3	ml	1
			dr	1		
			he	1		
SIPG57			de	1	e2	1
			dr	1	ml	2
			he	1		
SIPG52	g1	1	he	1	e1	1
SIPG55-1	et	1	ai	1	e1	2
SIPG56-1	j1	1			e1	2
	g3	1				
SIPG55-2	aa	1	dr	1	e1	4
	g2	1	he	1	e2	1
			lo	1	e3	1
					ml	1



**Table S6.** Primers used in qRT-PCR analysis of PG genes in *Solanum lycopersicum*.

Gene Name	Primer Name	Primer Sequences (5'-3')
<i>SIPG4</i>	SIPG4 Fp	TGCTGTTTCAGATATTGAA
	SIPG4Rp	GCAAAGTTCATGTCTGAG
<i>SIPG6</i>	SIPG6 Fp	AAATGTTGAGATTGAAGCAG
	SIPG6 Rp	ATCGCGAATAATGGCGTTAC
<i>SIPG7</i>	SIPG7 Fp	TTACAGTGAAGATTCAACT
	SIPG7 Rp	TGTTGTTGAAATTAATGTTG
<i>SIPG8</i>	SIPG8 Fp	GGCTGTTCAAGTTTATGGGA
	SIPG10 Rp	ATACAGTCATCTCCACAAGC
<i>SIPG9</i>	SIPG9 Fp	CTAAAGCCAATACAGGAGCG
	SIPG9 Rp	TGCTTGAATCTTGTTGCTCG
<i>SIPG11</i>	SIPG11 Fp	ACCAAACCAATTCATCTAGC
	SIPG11 Rp	GCAAGTTGATTAATTCCTCG
<i>SIPG12-1</i>	SIPG12-1 Fp	TATACTGTAACCTCCGCCACG
	SIPG12-1 Rp	AACCTAAATCATAGTTTCATC
<i>SIPG12-2</i>	SIPG12-2 Fp	CACAGGGATTGGTTATGGTT
	SIPG12-2 Rp	CGATGTATTCTTCCCTTGGT
<i>SIPG14</i>	SIPG14 Fp	TGCTCATGATTTCAAGCTT
	SIPG14 Rp	TTTTCCATCACCCCTAGCTC
<i>SIPG15</i>	SIPG15 Fp	TCATTTTAAAGCTTATCCTT
	SIPG15 Rp	CTTCTTCATTGAATTCTCC
<i>SIPG16</i>	SIPG16 Fp	TCATGGTCCTTGTAAGAAAG
	SIPG16 Rp	TGGAATAAAAGCCAATGTCT
<i>SIPG17-1</i>	SIPG17-1 Fp	TTCTCGTCTTATTCCAAATC
	SIPG17-1 Rp	GGTCTCTAAAGAAGCAGATG
<i>SIPG17-2</i>	SIPG17-2 Fp	CTTGGCAGGGAGGTAGAGGG
	SIPG17-2 Rp	TGATTTGGGCAGGGGAATGG
<i>SIPG20-1</i>	SIPG20-1 Fp	CTACCATTATGTTCACGT
	SIPG20-1 Rp	AGATGGAGCCACTAGGGTTC
<i>SIPG20-2</i>	SIPG20-2 Fp	GTAAAGTAATAGCCCCAGA
	SIPG20-2 Rp	CTCCAGTTTTGATTCTACAA
<i>SIPG21-1/ SIPG21-2</i>	SIPG21-1/-2 Fp	TACAAGAATGTGAAAGGGAC
	SIPG21-1/-2 Rp	TCGTCTTAAACGATCGTTGT
<i>SIPG21-3</i>	SIPG21-3 Fp	AAAGGGGACATCATCAACAC
	SIPG21-3 Rp	TTTCAAACGAGGATCCACAA
<i>SIPG24-1/ SIPG24-4</i>	SIPG24-1/-4 Fp	TGTCATAACGCGATGATACA
	SIPG24-1/-4 Rp	CATAATACTAACTCCTGAGGAT
<i>SIPG24-2</i>	SIPG24-2 Fp	TGGTACTTTAGTGGCTCCCT
	SIPG24-2 Rp	CCAAAGATTAGCACCTTGAC
<i>SIPG24-3</i>	SIPG24-3 Fp	CGTTGCGATGATTGATGTTGA
	SIPG24-3 Rp	CACCTACTTTCACGCCCGAGA
<i>SIPG24-5</i>	SIPG24-5 Fp	TATACACGGAACATCGGCTAC
	SIPG24-5 Rp	GCTTTAGTCGGATGATCATTG
<i>SIPG24-6</i>	SIPG24-6 Fp	GGGAAGTTATCTATTGAACA
	SIPG24-6 Rp	ATTAAATCCAGTTACCAGAT
<i>SIPG24-7</i>	SIPG24-7 Fp	CAAGGAAGTTACTTGCTTAA
	SIPG24-7 Rp	ATTGATCCAATTTTCTCG
<i>SIPG24-8/ SIPG24-9</i>	SIPG24-8/-9 Fp	GGAACATCGGCTACAGAAGT
	SIPG24-8/-9 Rp	CTTCAGTCTGCTGATTTTGA
<i>SIPG36</i>	SIPG36 Fp	AATGGGGTGAGAATTAAGAG
	SIPG36 Rp	GATTATTATAGGATTGAGG
<i>SIPG37-1</i>	SIPG37-1 Fp	CCATACAATGATTGTTCAT
	SIPG37-1 Rp	AGAGGTTTATGTGGGAGTTC
<i>SIPG37-2</i>	SIPG37-2 Fp	TAACATAAGTGCACCACCA
	SIPG37-3 Rp	CGCGATCATAGCAATACAA
<i>SIPG37-3</i>	SIPG37-3 Fp	TCAGTTGCAGTTATGGATAT
	SIPG37-3 Rp	TACGGATGTTGTTGAGTTG
<i>SIPG37-4</i>	SIPG37-4 Fp	GATTAAGACTTGGGCATCAT
	SIPG37-4 Rp	TAATATTGCAAGTATGTGAA
<i>SIPG38-1</i>	SIPG38-1 Fp	GATCAAGACATGGCCTGCTT
	SIPG38-1 Rp	TCTTTGTTGCATTTTCCACT
<i>SIPG38-2</i>	SIPG38-2 Fp	CAACAGGTCAGCCAGGAGTG
	SIPG38-2 Rp	TGATGCACATGCCTCTTTAA
<i>SIPG43</i>	SIPG43 Fp	TTCAACAGGAGATGATTGTG
	SIPG43 Rp	ACATCACCTTCATTTTGTTA
<i>SIPG44</i>	SIPG44Fp	AAGATAATACCTCCCACCA
	SIPG44 Rp	GCGGAAGAGGGAATTAGAAC
<i>SIPG45</i>	SIPG45 Fp	GACCAGATCCCACTGCAGAT
	SIPG45 Rp	CCTGTAGTAAATGTTCTGG
<i>SIPG48-1</i>	SIPG48-1 Fp	ATCTTACAACCTTTTACAT
	SIPG48-1 Rp	GTGAAGCAAGTTGAAGTAGT
<i>SIPG48-2</i>	SIPG48-2 Fp	CATCAAAGATATTCTCATTT
	SIPG48-2 Rp	CCACTAACTGTAGGTAACAA
<i>SIPG49</i>	SIPG49 Fp	GATAGTACCAATGCAATATC
	SIPG49 Rp	TCAAGTGTGAATTCTAAAG

--	--	--

Table S6 continued

Gene name	Primer name	Primer sequences (5'-3')
<i>SIPG52</i>	SIPG52 Fp	AGGAGGAATAAGGAGACCGT
	SIPG52 Rp	ACACTAATCCTACCCGACCC
<i>SIPG55-1</i>	SIPG55-1 Fp	ATGGGATGCCAACAAGTCAA
	SIPG55-1 Rp	ATAGCCGTGATGTCCTCTGC
<i>SIPG55-2</i>	SIPG55-2 Fp	CATTGATCATCAAACGTCT
	SIPG55-2 Rp	ATGGCTGTAATGTCTTGAAT
<i>SIPG56-1</i>	SIPG56-1 Fp	TTATCATCCAAGGCATCACTATCC
	SIPG56-1 Rp	CCACTCTTAACAGCAATACAATCA
<i>SIPG56-2/ SIPG56-3</i>	SIPG56-2/-3 Fp	ACAGCTCATTGTTCTCCTG
	SIPG56-2/-3 Rp	TAAATCCCACTCTGCCTCA
<i>SIPG57</i>	SIPG57 Fp	GCAACCTGACCCCTACAGAAT
	SIPG57 Rp	CTCCTTGTCACGAATACCA
<i>SIPG58-1</i>	SIPG58-1 Fp	CCCAAAGCTGTCCCACTACT
	SIPG58-1 Rp	AAGTGACGTTTCTACCCAG
<i>SIPG58-2</i>	SIPG58-2 Fp	AAATCTAAAAGGGATTCAAG
	SIPG58-2 Rp	TACTTCTGATCTTCCCTCGT
<i>SIPG64</i>	SIPG64 Fp	CATTGATGTCAACCTCAGGT
	SIPG64 Rp	AACATTAGTGCAAGCTGTGC
<i>SIPG68</i>	SIPG68 Fp	TCAAATGCTTGCAACCAATGA
	SIPG68Rp	ATCGTTACTCCCCTAACTCG
<i>SIPG69</i>	SIPG69 Fp	TGTTTTCTGAATGTGAAATT
	SIPG69 Rp	ATCCATTTTAAACATGCCAA
<i>SIPG70</i>	SIPG70 Fp	TGTCCGAGATGTCACGTTTG
	SIPG70 Rp	ACTCCAGTCCCGTTTCCTT
<i>SIPG71</i>	SIPG71 Fp	AGGATGTGGATTCTTATT
	SIPG71 Rp	AACACCAATTATTGACTTCA
<i>Ubi3</i>	Ubi3Fp	TCCATCTCGTGCTCCGTCT
	Ubi3Rp	CTGAACCTTTCAGTGTCAT