

## Supporting Information

for

### Hydrogel-Encapsulated Mesoporous Silica-Coated Gold Nanoshells for Smart Drug Delivery

*Bo Sang Kim, Yi-Ting Chen, Pannaree Srinoi, Maria D. Marquez, and T. Randall Lee\**

*Department of Chemistry and the Texas Center for Superconductivity,*

*University of Houston, Houston, TX 77204, USA;*

*k2617799@naver.com (B.S.K.); ychen75@uh.edu (Y.-T.C.); psrinoi@uh.edu (P.S.);*


*mdmarquez2@uh.edu (M.D.M.)*

\*Correspondence: trlee@uh.edu; Tel.: +1-713-743-2724

#### Table of Contents:

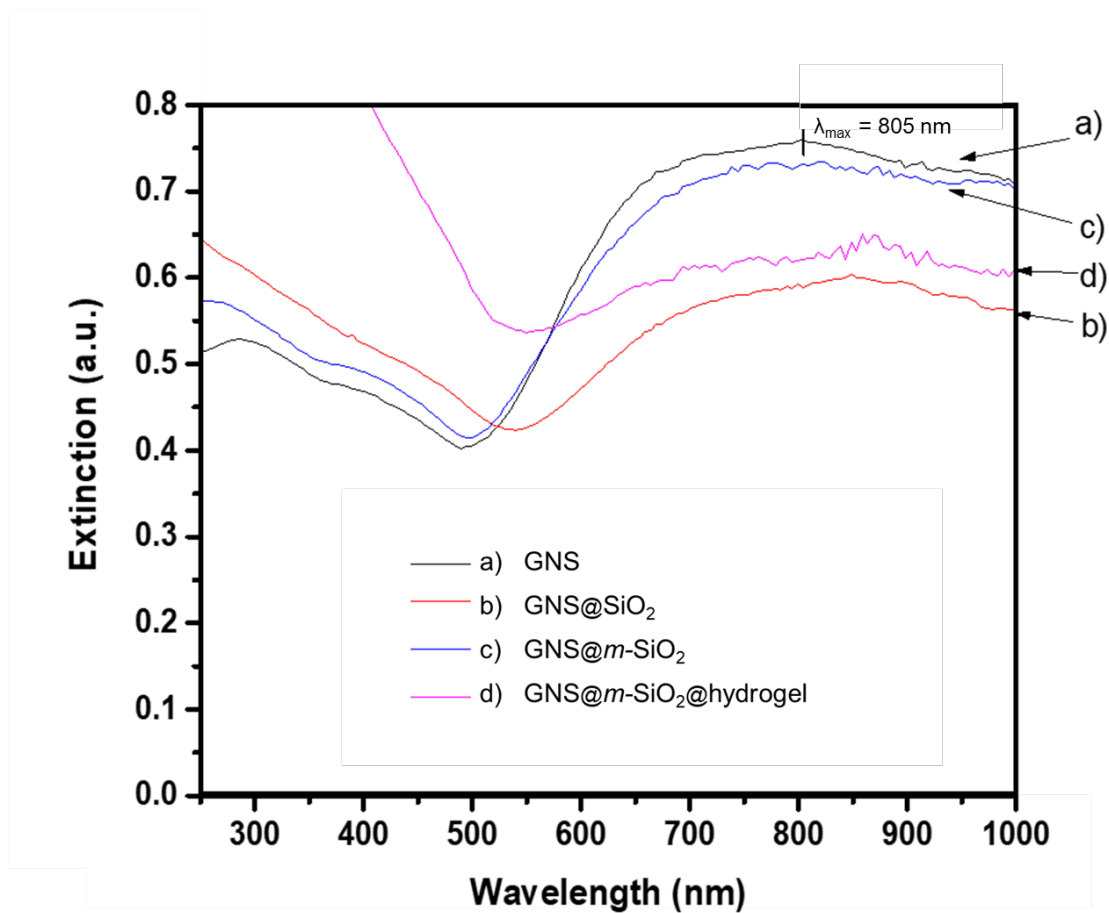
1. TEM Images of (a) GNS@SiO<sub>2</sub> and (b) GNS@m-SiO<sub>2</sub> (Figure S1)
2. Optical Properties of Hybrid Particles (Figure S2)
3. EDX Spectrum of GNS@m-SiO<sub>2</sub>@hydrogel (Figure S3)

## 1. TEM Images of GNS@SiO<sub>2</sub> Before and After Etching



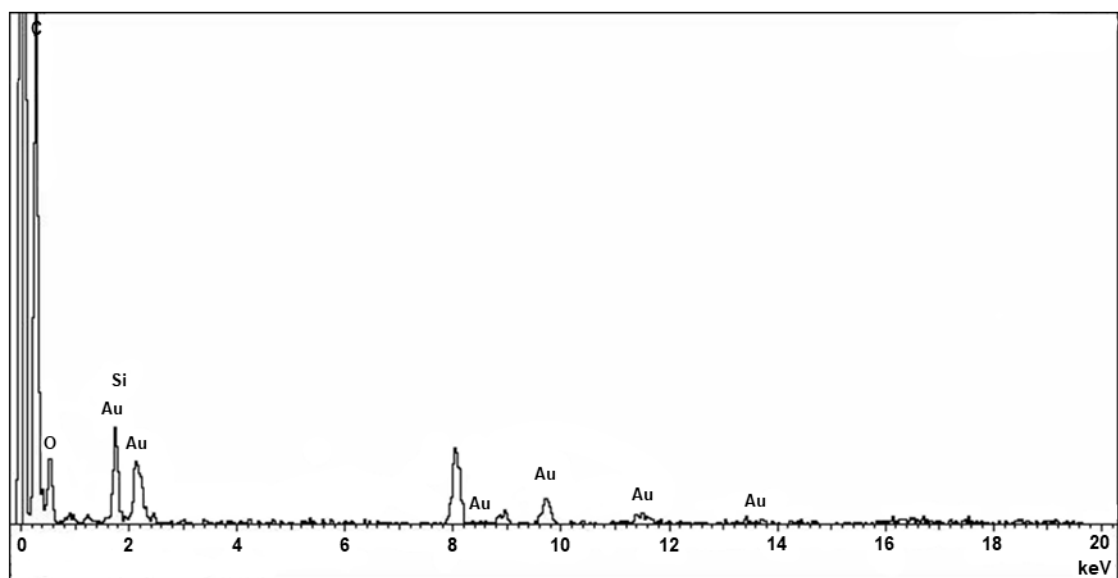
**Figure S1.** TEM images of (a) GNS@SiO<sub>2</sub> and (b) GNS@*m*-SiO<sub>2</sub>.

## 2. Optical Properties of the Hybrid GNSs



**Figure S2.** UV-vis spectra of (a) GNSs, (b) GNS@SiO<sub>2</sub>, (c) GNS@m-SiO<sub>2</sub>, and (d) GNS@m-SiO<sub>2</sub>@hydrogel under neutral conditions.

### 3. Elemental Analysis of the Composite NPs by Energy-Dispersive X-ray (EDX) Spectroscopy



**Figure S3.** EDX spectrum of GNS@m-SiO<sub>2</sub>@hydrogel.