

Supplementary Material

Bioproduction of Quercetin and Rutinose Catalyzed by Rutinosidase: Novel Concept of “Solid State Biocatalysis”.

Jana Kapešová¹, Lucie Petrásková¹, Kristína Markošová², Martin Rebroš², Michal Kotik¹,
Pavla Bojarová¹, Vladimír Křen^{1,*}

- ¹ Institute of Microbiology of the Czech Academy of Sciences, Laboratory of Biotransformation, Vídeňská 1083, CZ 14220, Prague 4, Czech Republic; hoficek@centrum.cz (J.K.); petraskova@biomed.cas.cz (L.P.); kotik@biomed.cas.cz (M.K.); bojarova@biomed.cas.cz (P.B.); kren@biomed.cas.cz (V.K.)
- ² Institute of Biotechnology, Slovak University of Technology, Radlinského 9, SK 81237, Bratislava, Slovakia; martin.rebros@stuba.sk (M.R.); kristina.markosova@stuba.sk (K.M.)
- * Correspondence: kren@biomed.cas.cz; Tel.: +420-296-442-510 (V.K.)

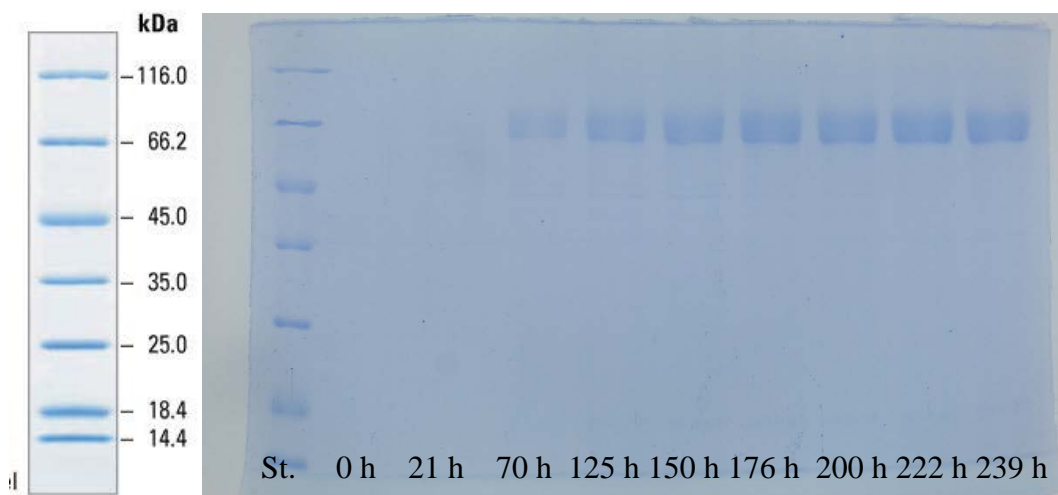


Fig. S1. SDS-PAGE electrophoresis of rutinoidase produced in the fed-batch fermenter; samples from various times of fermentation [hours].

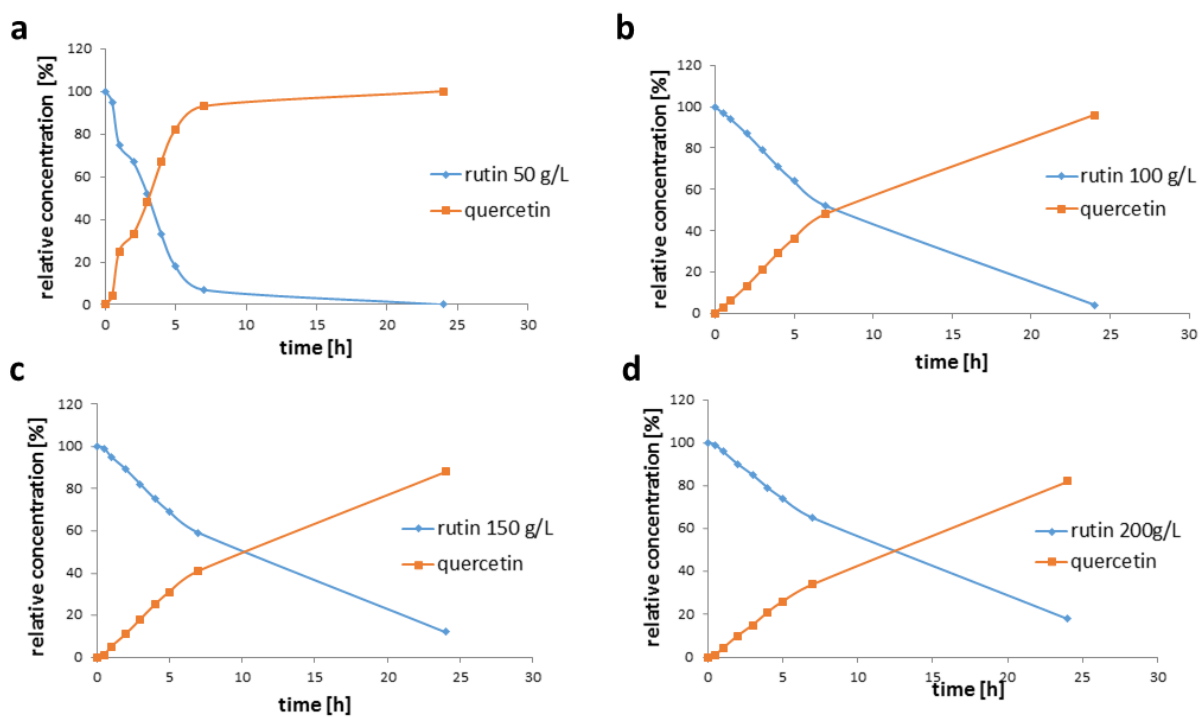


Fig. S2. Bioconversion of rutin to quercetin by crude wild-type rutinoidase. Reaction volume 40 mL; 40 °C; pH 3; rutinoidase activity 0.15 U/mL; rutin concentration (a) 50 g/L; (b) 100 g/L; (c) 150 g/L; (d) 200 g/L.

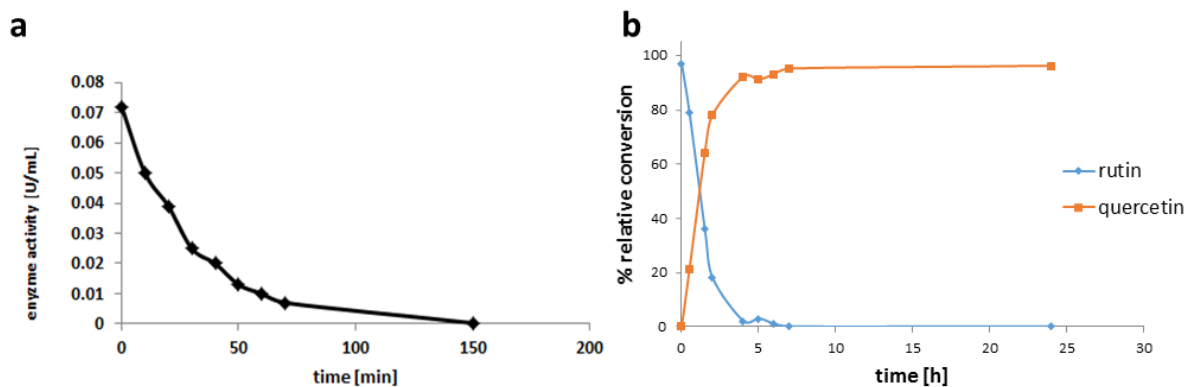


Fig. S3. Performance of crude recombinant rutinoidase at 50 °C. (a), Enzyme stability at 50 °C (crude medium, pH 3.0, flask fermentation, dialyzed in cellulose tubing cut-off 10 kDa against 10 mM sodium acetate buffer pH 3.6 for 2 h). (b), Bioconversion of rutin to quercetin at 50 °C (0.16 U/mL, dialyzed crude medium, reaction volume 3 mL, pH 3.0, 200 g rutin/L).

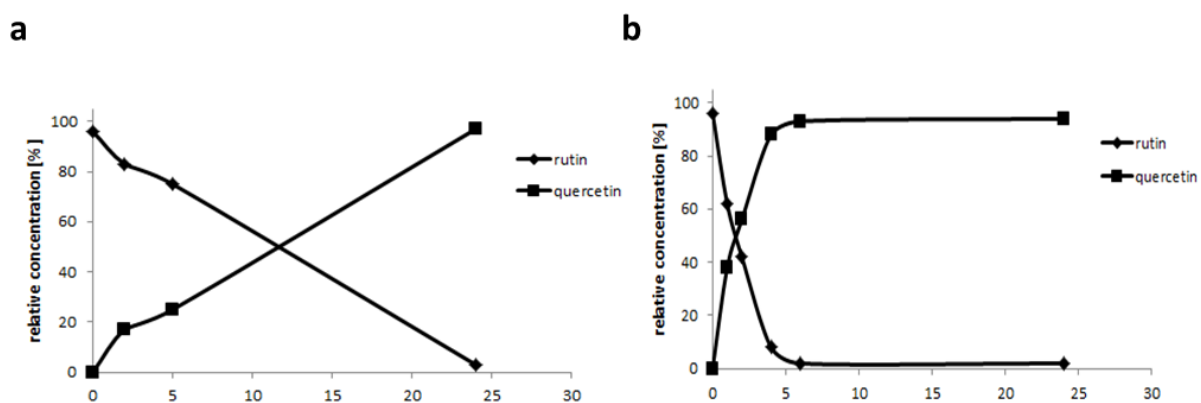


Fig. S4. Bioconversion of rutin with lyophilized crude recombinant rutinoidase resuspended in 50 mM citrate-phosphate buffer, pH 3.0 (a) after slow freezing and 3-month storage at -20 °C or (b) after shock freezing. Reaction conditions: rutin concentration 200 g/L; reaction volume 3 mL; 40 °C; pH 3.0; amount of rutinoidase 0.2 U/mL.

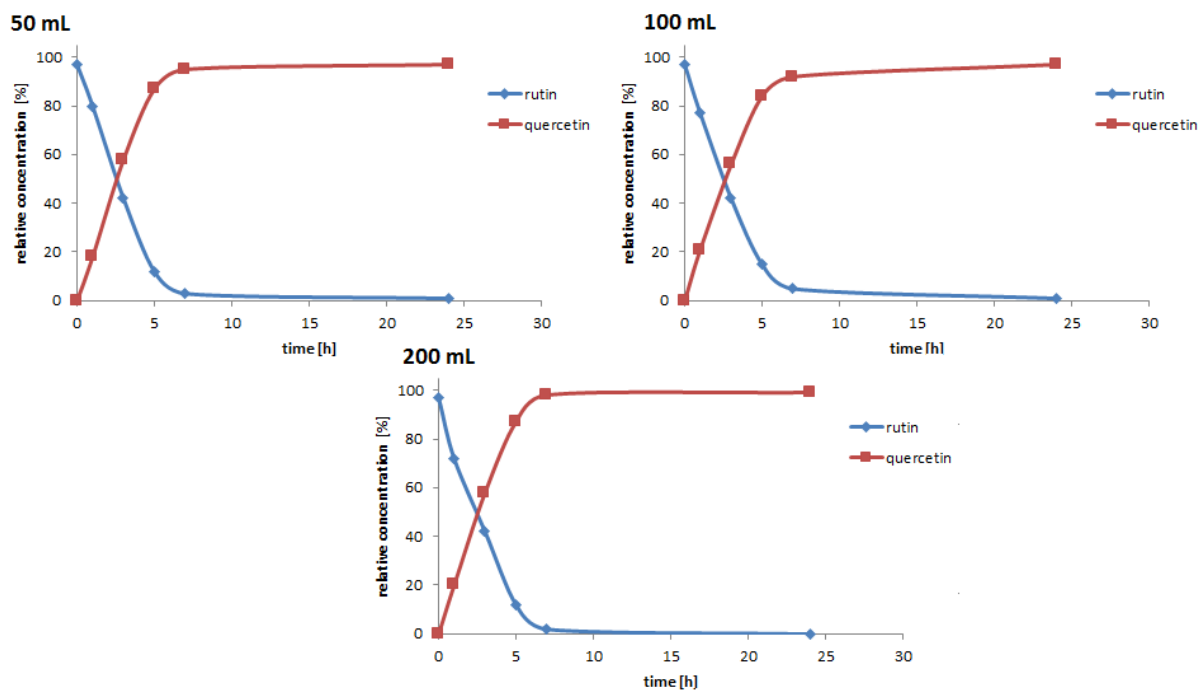


Fig. S5. Scale-up of rutin bioconversion under optimum conditions. Rutin concentration 200 g/L; reaction volume 50 mL; 100 mL or 250 mL; 40 °C; pH 3; crude medium from fermenter with rutinoidase activity 0.2 U/mL.