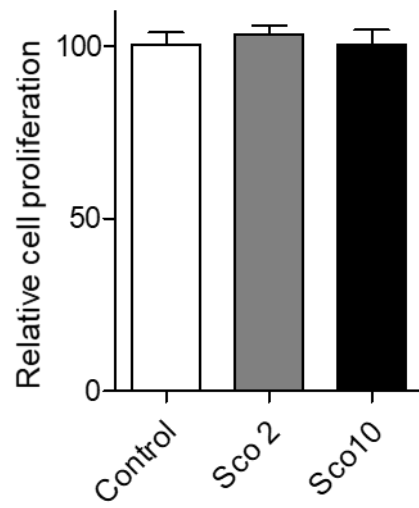
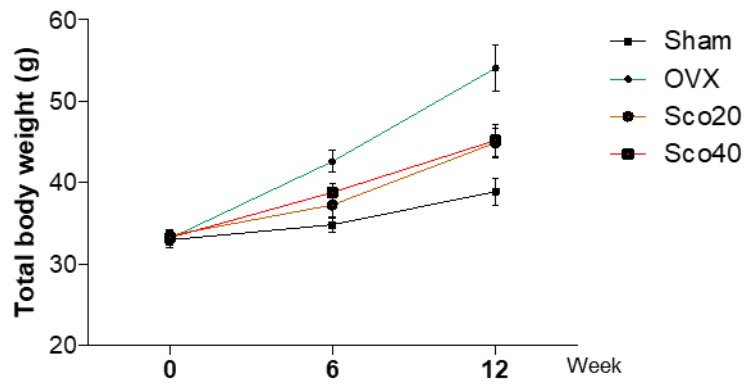


Scopolin attenuates adipocyte differentiation in 3T3-L1 preadipocytes and weight gain in ovariectomy-induced obesity mice.

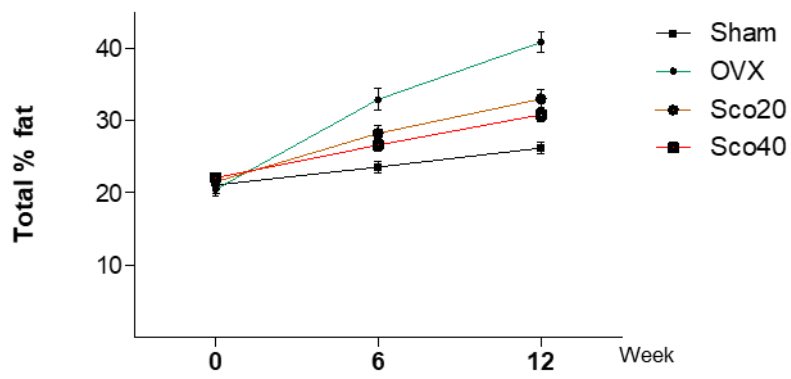
Eunkuk Park, Chang Gun Lee, Jeonghyun Kim, Eunkug Lim and Subin Yeo & Seon-Yong Jeong



Supplementary figure S1. Effect of scopolin on cell viability in 3T3-L1 cells. The cells were cultured with two different concentrations of Scopolin (2 and 10 μ M), and the cell viability were analyzed. .



Supplementary figure S2. Changes of total body weight at 0, 6, and 12 weeks



Supplementary figure S3. Changes of total % fat at 0, 6, and 12 weeks.