

Supplementary Information (SI)

Article

Small molecule anion carriers correct abnormal airway surface liquid properties in cystic fibrosis airway epithelia

Ambra Gianotti¹⁺, Valeria Capurro¹⁺, Livia Delpiano^{1§}, Marcin Mielczarek², María García-Valverde², Israel Carreira-Barral², Alessandra Ludovico³, Michele Fiore³, Debora Baroni³, Oscar Moran³, Roberto Quesada^{2*} & Emanuela Caci^{1*}

¹ UOC Genetica Medica, IRCSS Istituto Giannina Gaslini, Genova, Italy;
ambrygianotti@hotmail.com (A.G.); valeriacapurro@yahoo.it (V.C.);
livia.delpiano@gmail.com (L.D.), emanuela.caci@unige.it (E.C.)

² Departamento de Química, Facultad de Ciencias, Universidad de Burgos, Burgos, Spain;
marcin.mielczarek@poczta.onet.pl (M.M.); magaval@ubu.es (M.G.-V.);
icarreira@ubu.es (I.C-B.); rquesada@ubu.es (R.Q.)

³ Istituto di Biofisica, Consiglio Nazionale Delle Ricerche (CNR), Genova, Italy;
ale.ludo89@gmail.com (A.L.); fiore@ge.ibf.cnr.it (M.F.); dbaroni@ge.ibf.cnr.it (D.B.); oscar.moran@cnr.it (O.M.)

+ These authors have equally contributed to the work.

§ Present address: Biosciences Institute, Newcastle University, Newcastle upon Tyne, United Kingdom.

1. Characterization data of compound MM34

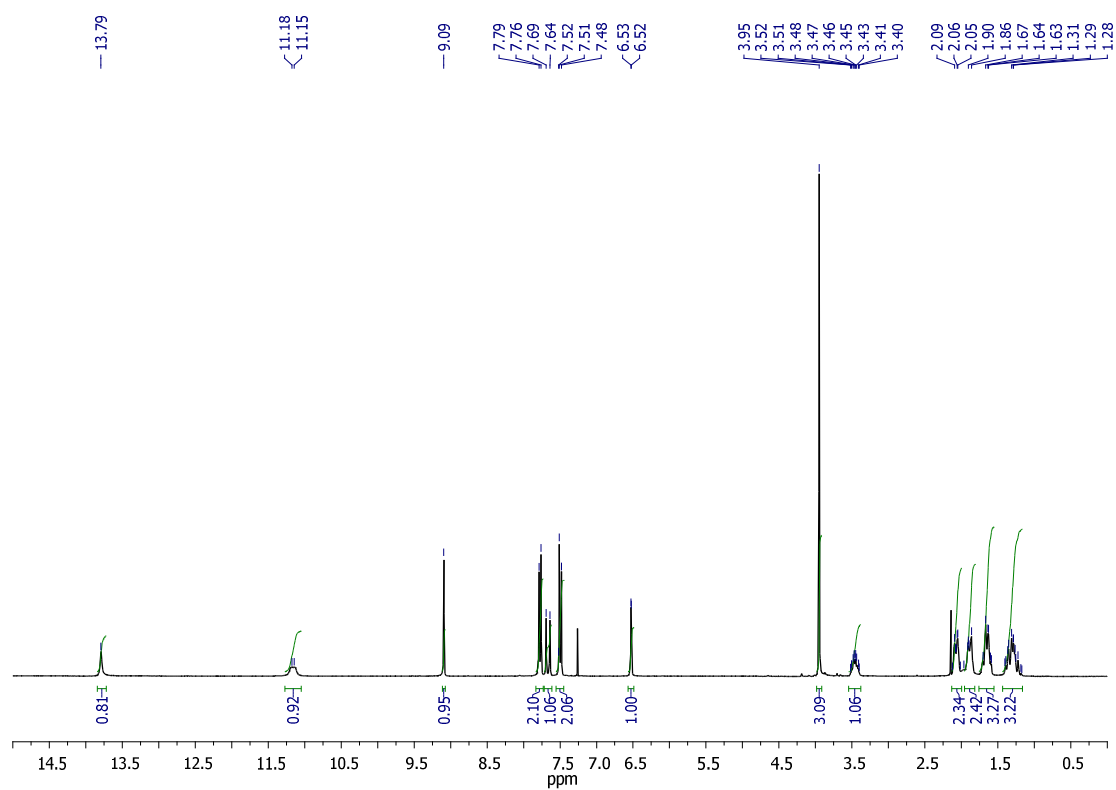


Figure S1. ¹H NMR spectrum (300 MHz, CDCl₃).

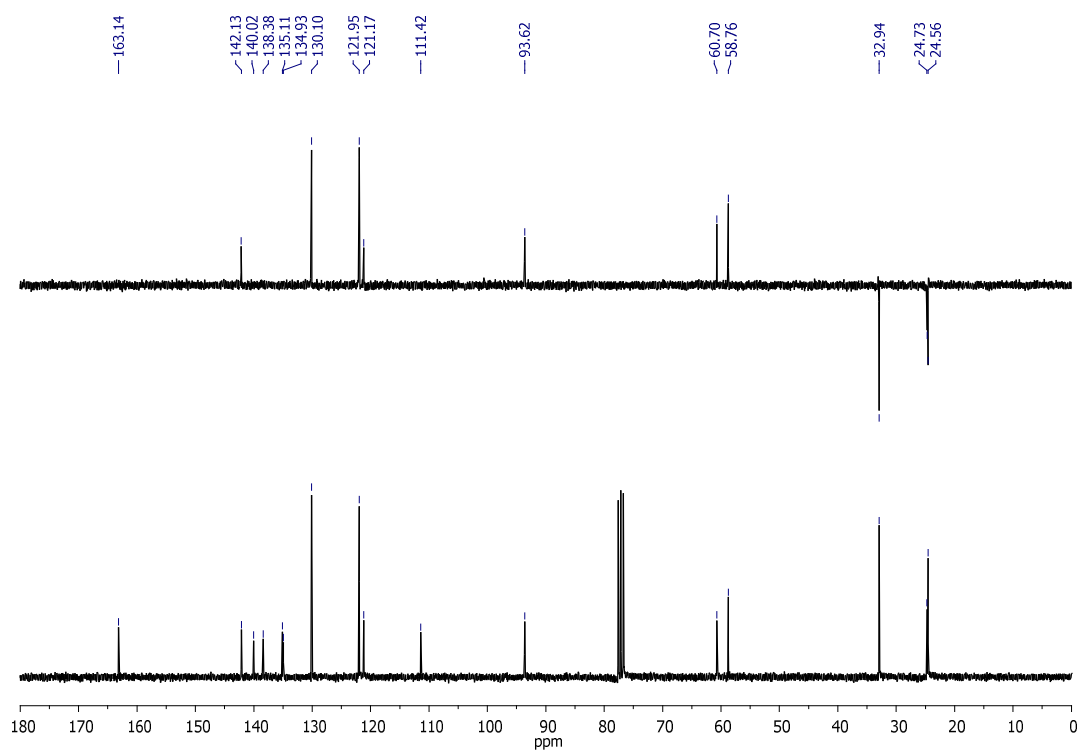


Figure S2. ¹³C and DEPT NMR spectra (75 MHz, CDCl₃).

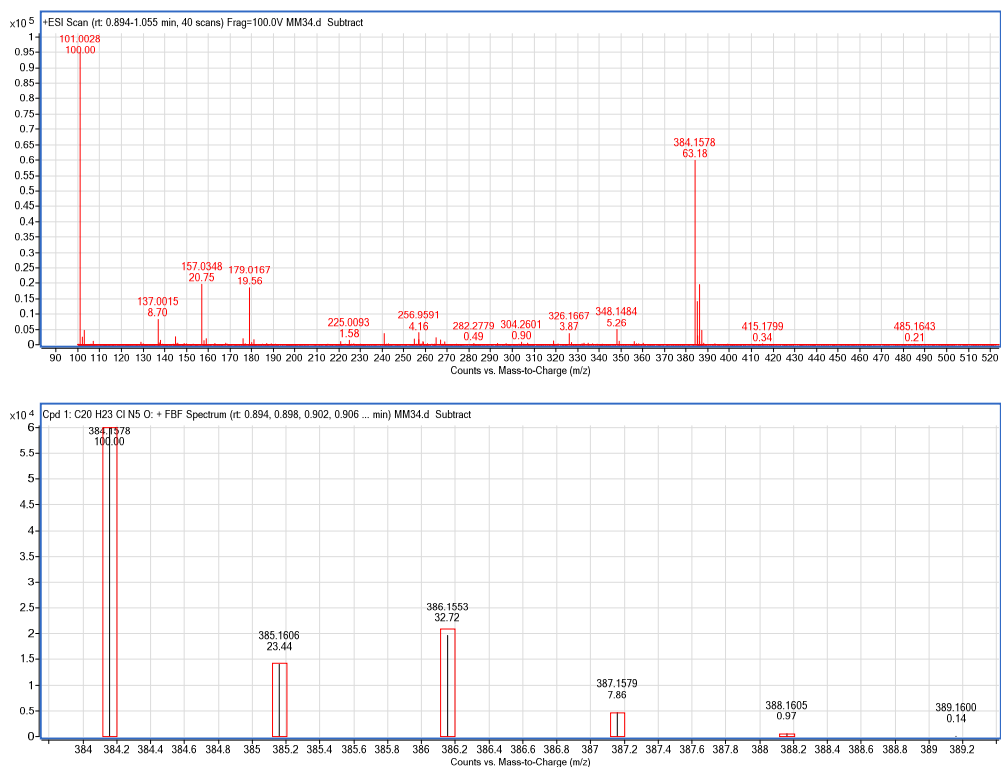


Figure S3. HR-MS (ESI⁺) spectrum and expansion of the peak of interest.