

Supporting Information

Stereoselective Synthesis of 24-Fluoro-25-Hydroxyvitamin D₃ Analogues and Their Stability to hCYP24A1-dependent Catabolism

Fumihiro Kawagoe,¹ Sayuri Mototani,¹ Kaori Yasuda,²

Hiroki Mano,² Toshiyuki Sakaki,² and Atsushi Kittaka*,¹

1 Faculty of Pharmaceutical Sciences, Teikyo University, 2-11-1 Kaga, Itabashi, Tokyo 173-8605, Japan;

2 Faculty of Engineering, Toyama Prefectural University, Imizu, Toyama 939-0398, Japan;

* Corresponding author. Tel.: +81-3-3964-8109; Fax: +81-3-3964-8117.

E-mail address: akittaka@pharm.teikyo-u.ac.jp (A. Kittaka).

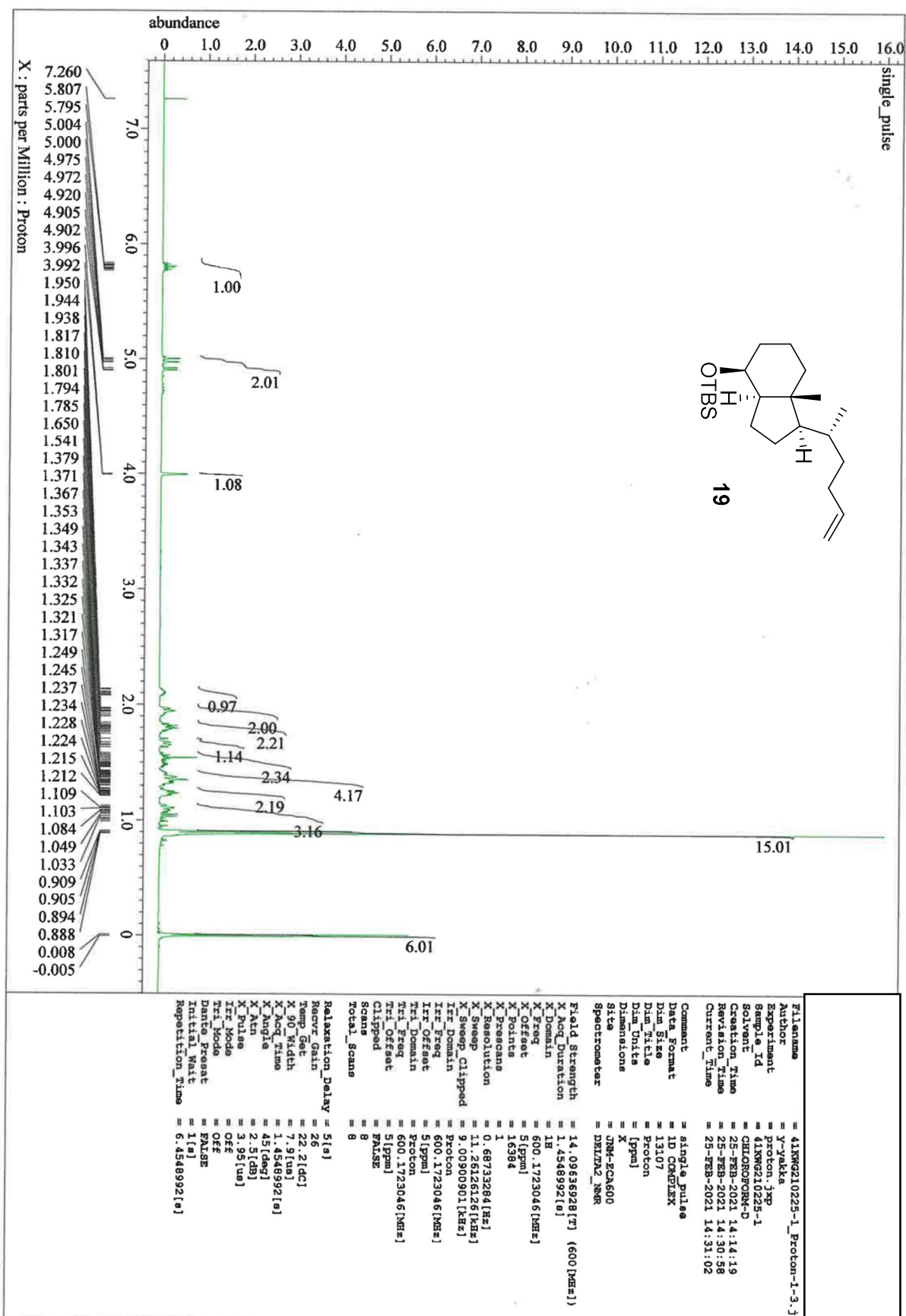
Contents

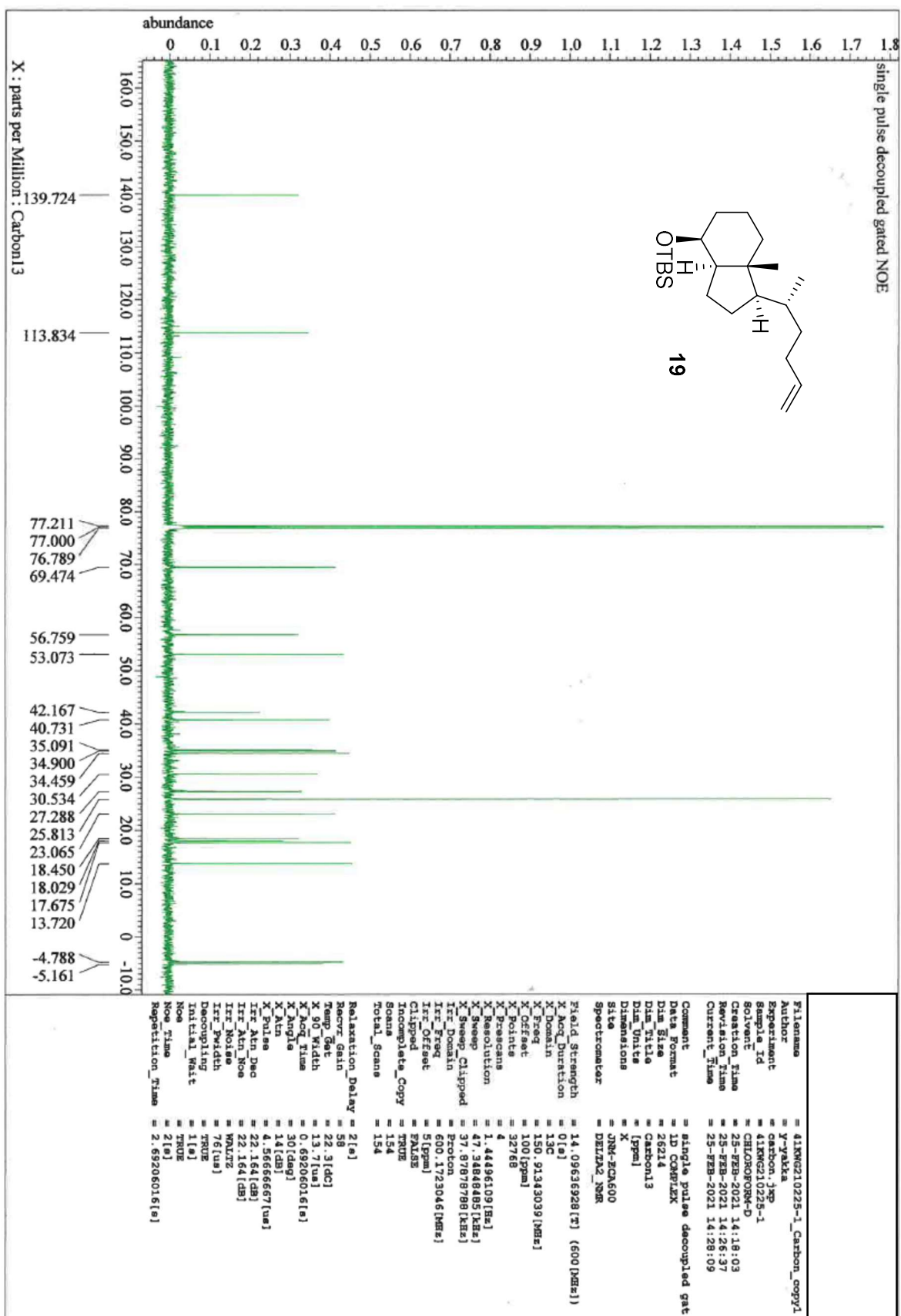
Title page S1

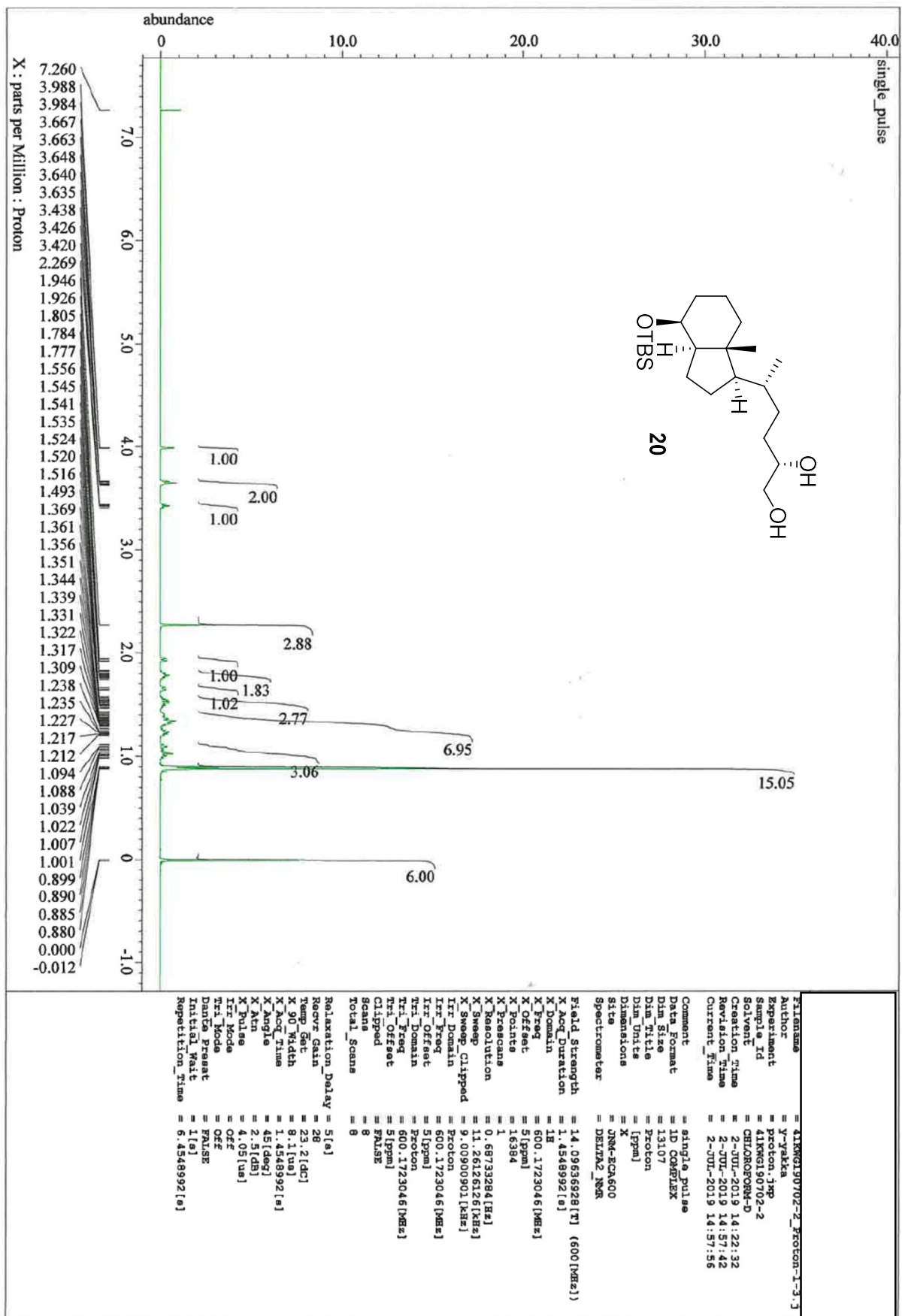
¹H and ¹³C NMR spectra of all new compounds:

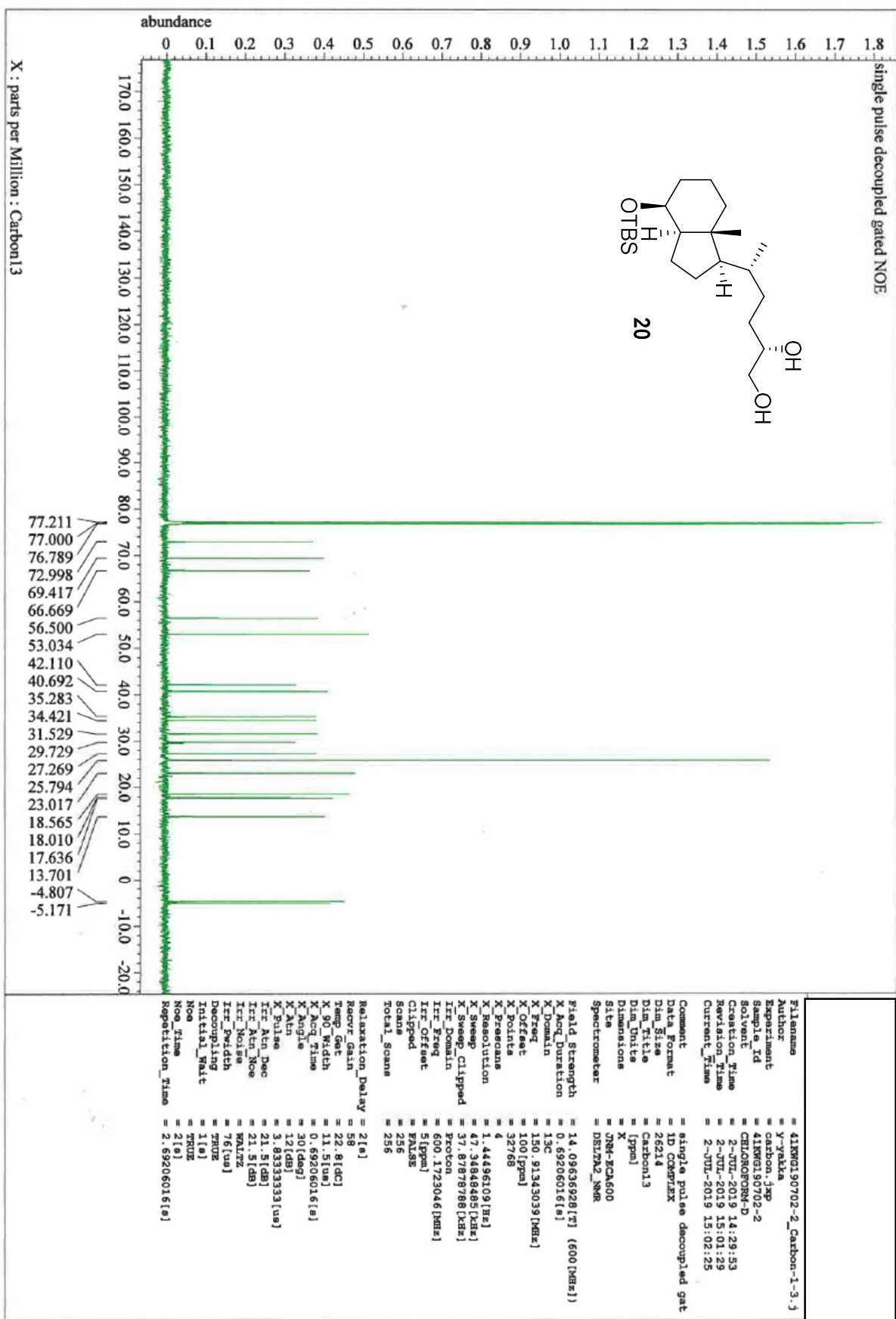
19-21, 24, 25, 28-31, 9-12, 15, 16, 3, 4, 36, and 37.

S2-S39

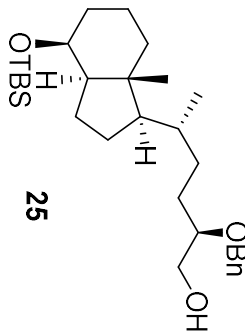





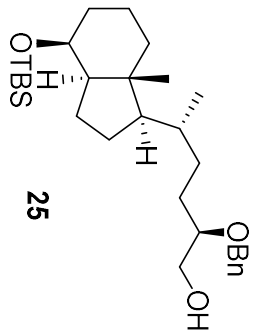








single pulse decoupled gated NOE



Filename	= 41KMG190621-24R-OBn-OH_Car
Author	= y-yakka
Experiment	= carbon_jmp
Sample_Id	= 41KMG190621-24R-OBn-OH
Solvent	= CHLOROFORM-D
Creation_Time	= 21-JUN-2019 11:22:13
Revision_Time	= 21-JUN-2019 12:32:11
Current_Time	= 21-JUN-2019 12:32:52
Comment	= single pulse decoupled gat
Data_Format	= ID COMPLEX
Dir_Size	= 26214
Dir_Title	= Carbon13
Dir_Units	= [ppm]
Dimensions	= X
Site	= JNM-ECX600
Spectrometer	= DELTA2_NMR
Field_Strength	= 14.09636928[T] (600[Mhz])
X_Acq_Duration	= 0.69206016[s]
X_Domain	= 13C
X_Freq	= 150.91343039 [Mhz]
X_Offset	= 100 [ppm]
X_Points	= 32768
X_Prescans	= 4
X_Resolution	= 1.44496109 [Hz]
X_Sweep_Clippped	= 47.34848485 [KHz]
X_Sweep_Domain	= 37.87878788 [KHz]
X_Freq	= 600.1723046 [Mhz]
X_Offset	= 5 [ppm]
Clipped	= FALSE
Scans	= 1500
Total_Scans	= 1500
Relaxation_Delay	= 2 [s]
Recvr_Gain	= 60
Temp_Gat	= 23.4 [deg]
X_90_Width	= 11.5 [us]
X_Acq_Time	= 0.69206016 [s]
X_Angle	= 30 [deg]
X_Atn	= 12 [db]
X_Pulse	= 3.83333333 [us]
X_Atn_Dec	= 21.5 [db]
X_Atn_Noise	= 21.5 [db]
X_Valtz	= VALTZ
X_Pwldth	= 76 [us]
Decoupling	= TRUE
Initial_Wait	= 1 [s]
Noe_Time	= 2 [s]
Repetition_Time	= 2.69206016 [s]

