

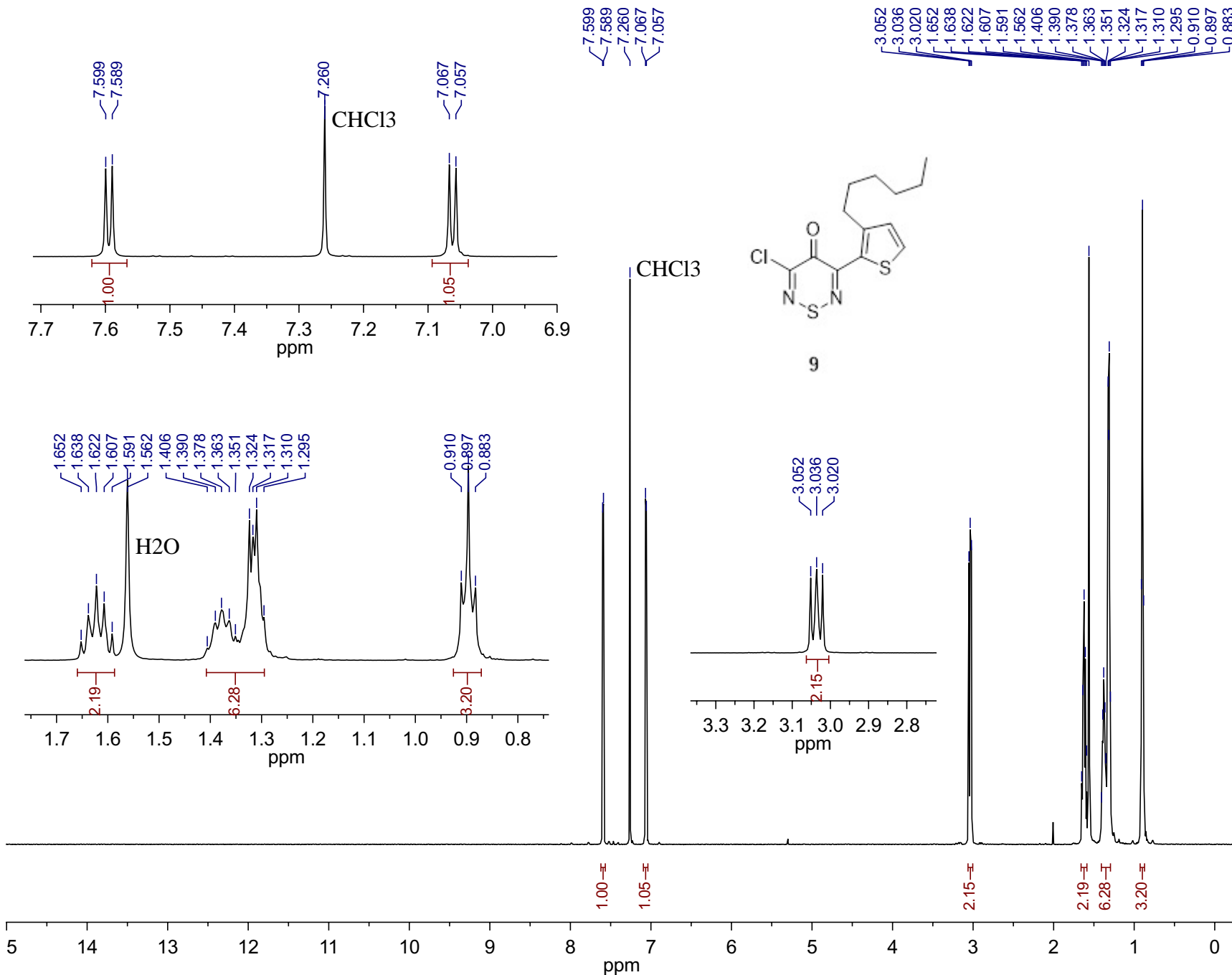
Supporting Information

3-Chloro-5-(3-*n*-hexylthien-2-yl)-4*H*-1,2,6-thiadiazin-4-one

Andreas S. Kalogirou* and Panayiotis A. Koutentis

^1H and ^{13}C NMR Spectra of 3-chloro-5-(3-*n*-hexylthien-2-yl)-4*H*-1,2,6-thiadiazin-4-one 9

¹H NMR of 3-chloro-5-(3-*n*-hexylthien-2-yl)-4*H*-1,2,6-thiadiazin-4-one (9)



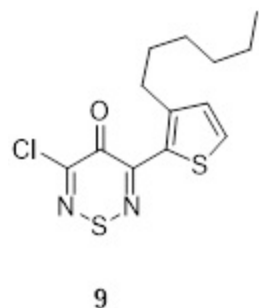
Current Data Parameters
 NAME Andreas Kalogirou
 EXPNO 709
 PROCNO 1

F2 - Acquisition Parameters
 Date_ 20140526
 Time 22.49
 INSTRUM spect
 PROBHD 5 mm PABBO BB-
 PULPROG zg30
 TD 65536
 SOLVENT CDCl3
 NS 16
 DS 2
 SWH 10330.578 Hz
 FIDRES 0.157632 Hz
 AQ 3.1719425 sec
 RG 144
 DW 48.400 usec
 DE 6.50 usec
 TE 296.9 K
 D1 1.00000000 sec
 TD0 1

CHANNEL f1
 SFO1 500.0361158 MHz
 NUC1 1H
 P1 11.75 usec
 PLW1 15.41699982 W

F2 - Processing parameters
 SI 65536
 SF 500.0330401 MHz
 WDW EM
 SSB 0
 LB 0.30 Hz
 GB 0
 PC 1.00

¹³C NMR of 3-chloro-5-(3-*n*-hexylthien-2-yl)-4*H*-1,2,6-thiadiazin-4-one (9)



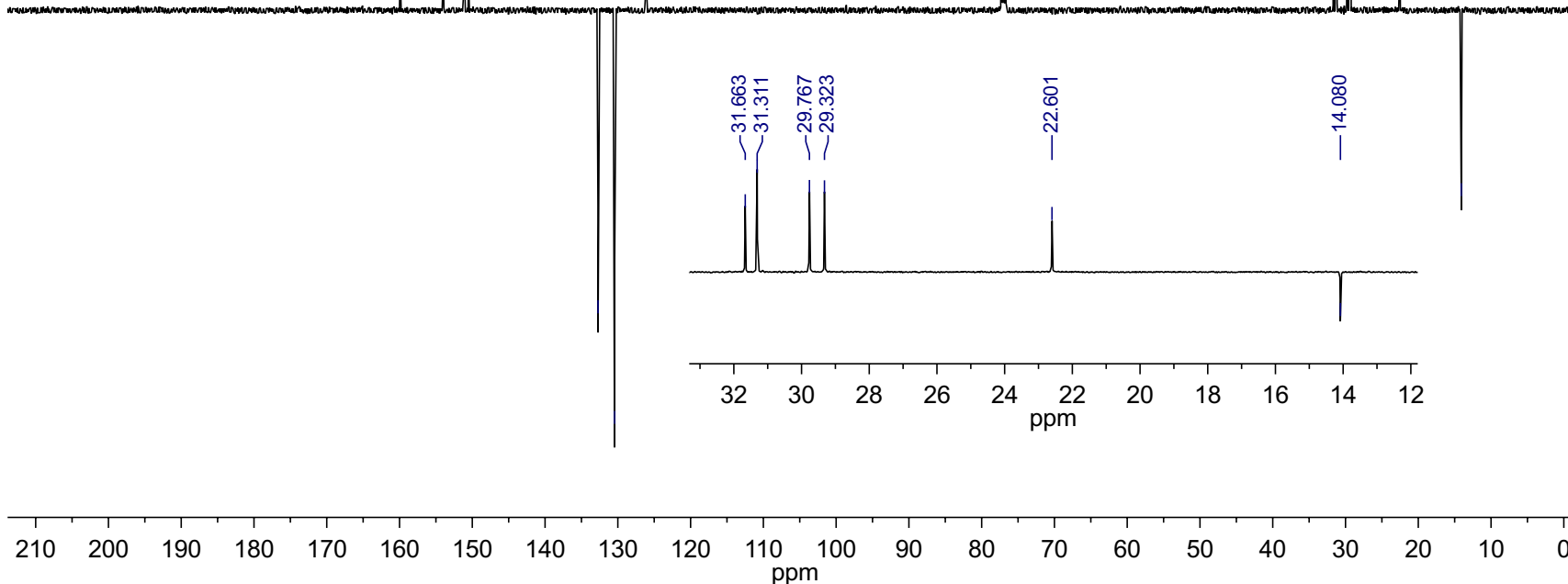
159.900
153.976
151.149
150.523

132.718
130.455
126.095

77.000

31.663
31.311
29.767
29.323
22.601

14.080



Current Data Parameters	
NAME	Andreas Kalogirou
EXPNO	710
PROCNO	1
F2 - Acquisition Parameters	
Date_	20140527
Time	8.27
INSTRUM	spect
PROBHD	5 mm PABBO BB-
PULPROG	jmod
TD	65536
SOLVENT	CDCl3
NS	11000
DS	4
SWH	29761.904 Hz
FIDRES	0.454131 Hz
AQ	1.1010048 sec
RG	2050
DW	16.800 usec
DE	6.50 usec
TE	298.5 K
CNST2	145.000000
CNST11	1.000000
D1	2.0000000 sec
D20	0.00689655 sec
TD0	1
===== CHANNEL f1 =====	
SFO1	125.7459782 MHz
NUC1	13C
P1	8.70 usec
P2	17.40 usec
PLW1	138.0000000 W
===== CHANNEL f2 =====	
SFO2	500.0350280 MHz
NUC2	1H
CPDPRG2	waltz16
PCPD2	80.00 usec
PLW2	15.41699982 W
PLW12	0.33258000 W
F2 - Processing parameters	
SI	32768
SF	125.7334077 MHz
WDW	EM
SSB	0
LB	1.00 Hz
GB	0
PC	1.40