

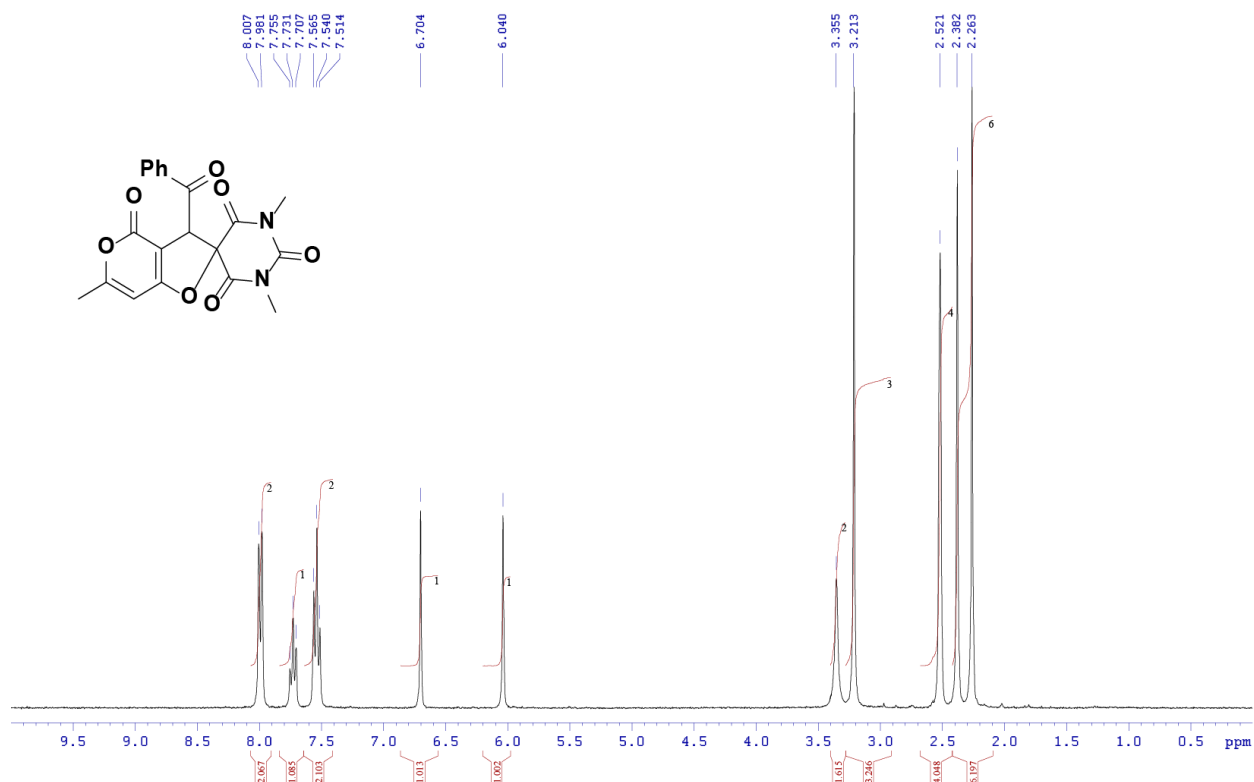
## Supplementary Material

### **3-Benzoyl-1',3',6-trimethyl-2'*H*,3*H*,4*H*-spiro[furo[3,2-*c*]pyran-2,5'-pyrimidine]-2',4,4',6'(1'*H*,3'*H*)-tetraone**

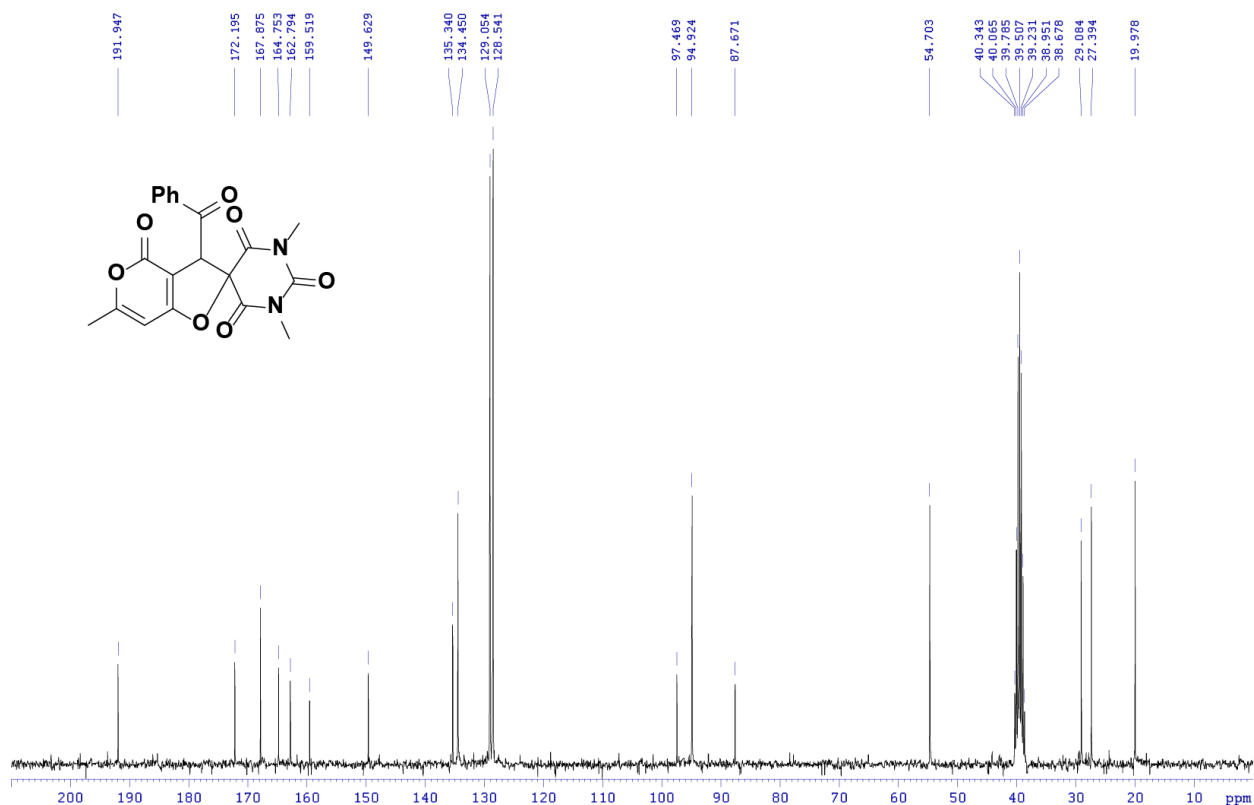
Michail N. Elinson \*, Varvara M. Kalashnikova, Yuliya E. Ryzhkova and  
Oleg O. Rakitin \*

**<sup>1</sup>H and <sup>13</sup>C NMR, HRMS and IR spectra for compound 2**

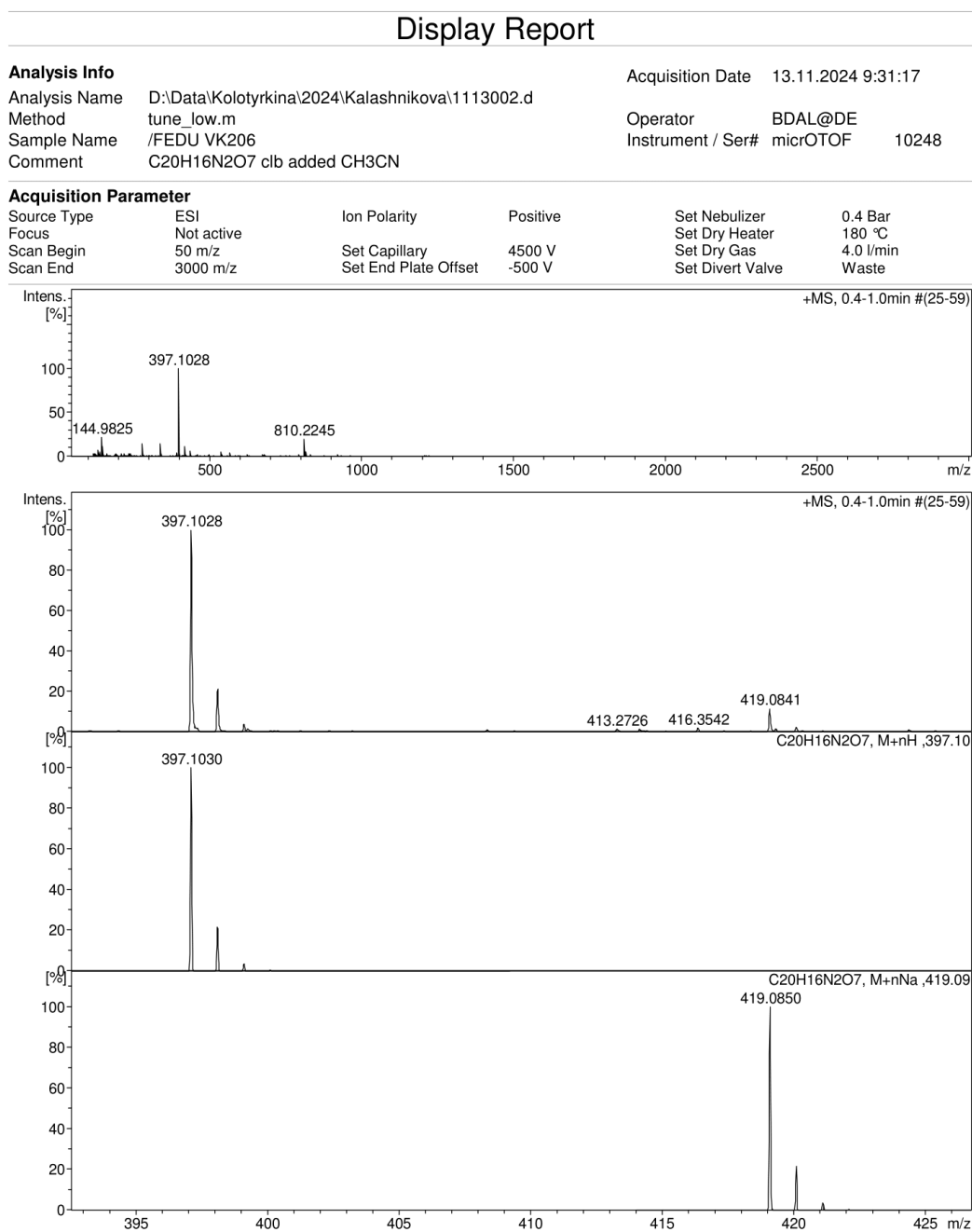
**Figure S1.**  $^1\text{H}$  NMR spectrum of 3-benzoyl-1',3',6-trimethyl-2'*H*,3*H*,4*H*-spiro[furo[3,2-*c*]pyran-2,5'-pyrimidine]-2',4,4',6'(1'*H*,3'*H*)-tetraone **2** in  $\text{DMSO-}d_6$ .



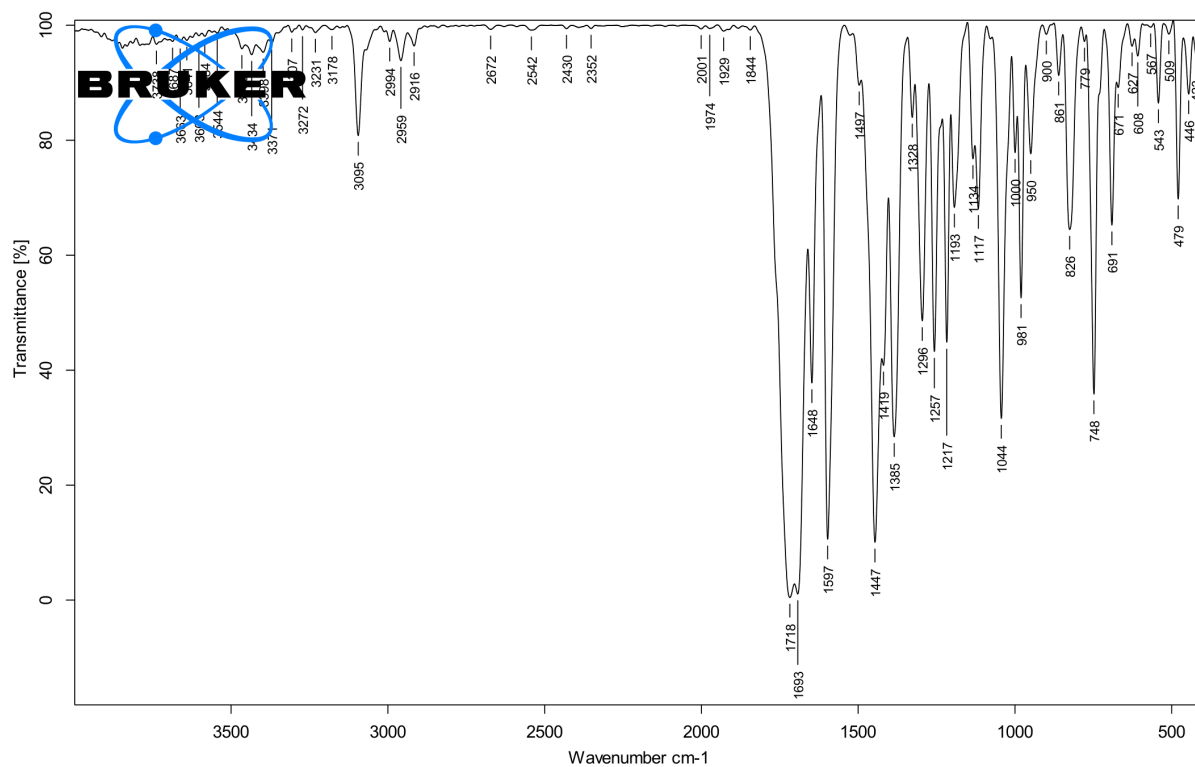
**Figure S2.**  $^{13}\text{C}$  NMR spectrum of 3-benzoyl-1',3',6-trimethyl-2'*H*,3*H*,4*H*-spiro[furo[3,2-*c*]pyran-2,5'-pyrimidine]-2',4,4',6'(1'*H*,3'*H*)-tetraone **2** in  $\text{DMSO-}d_6$ .



**Figure S3.** HRMS (ESI) spectrum of 3-benzoyl-1',3',6-trimethyl-2'*H*,3*H*,4*H*-spiro[furo[3,2-*c*]pyran-2,5'-pyrimidine]-2',4,4',6'(1'*H*,3'*H*)-tetraone **2**.



**Figure S4.** IR spectrum of 3-benzoyl-1',3',6-trimethyl-2'*H*,3*H*,4*H*-spiro[furo[3,2-*c*]pyran-2,5'-pyrimidine]-2',4,4',6'(1'*H*,3'*H*)-tetraone **2**.



D:\In\Калашникова VK206.0

Калашникова VK206

КВr прессовка

13.11.2024