

Supplementary Information

## A Wearable Context-Aware ECG Monitoring System Integrated with Built-in Kinematic Sensors of the Smartphone. *Sensors* 2015, 15, 11465-11484


Fen Miao <sup>1,2</sup>, Yayu Cheng <sup>1</sup>, Yi He <sup>3</sup>, Qingyun He <sup>1,2</sup> and Ye Li <sup>1,\*</sup>

<sup>1</sup> Key Laboratory for Health Informatics of the Chinese Academy of Sciences (HICAS), Shenzhen Institutes of Advanced Technology, 1068 Xueyuan Boulevard, Shenzhen 518055, China; E-Mails: fen.miao@siat.ac.cn (F.M.); yy.cheng@blestech.com (Y.C.); qy.he@siat.ac.cn (Q.H.)


<sup>2</sup> Shenzhen College of Advanced Technology, University of Chinese Academy of Sciences, Shenzhen 518055, China

<sup>3</sup> High-field Magnetic Resonance Department, Max Planck Institute for Biological Cybernetics, Tuebingen 72076, Germany; E-Mail: yi.he@tuebingen.mpg.de

\* Author to whom correspondence should be addressed; E-Mail: ye.li@siat.ac.cn; Tel.: +86-755-8639-2201; Fax: +86-755-8639-2299.



**Figure S1.** Testbed for input impedance.



**Figure S2.** Testbed for frequency response.




Figure S3. Testbed for CMRR.




Figure S4. Testbed for system noise.




Figure S5. Testbed for reliability of the proposed sensor on acquiring ECG signals.



Figure S6. Testbed for diagnostic capability.