

Supplementary Material

A ratiometric fluorescent sensor for Cd²⁺ based on internal charge transfer

Dandan Cheng^{1,†}, Xingliang Liu^{1,†}, Yadian Xie¹, Haitang Lv¹, Zhaoqian Wang¹,

Hongzhi Yang¹, Aixia Han^{1,2,*}, Xiaomei Yang², Ling Zang^{2,*}

¹ Chemical Engineering College, Qinghai University, Xining 810016, China; 1061643811@qq.com(D.C.); liuxingliang@qhu.edu.cn(X.L.); 1126867541@qq.com(Y.X.); 550538500@qq.com(H.L.); 502430180@qq.com(Z.W.); 1033485623@qq.com(H.Y.)

² *Department of Materials Science and Engineering, University of Utah, Salt Lake City, Utah 84108, USA.* jaimee@eng.utah.edu(X.Y.)

[†]These two authors contributed equally.

*Correspondence: hanaixia@tsinghua.org.cn(A.H.); Tel.: +86-971-5310-427
lzang@eng.utah.edu (L. Z.); Tel.: +1-801-587-1551

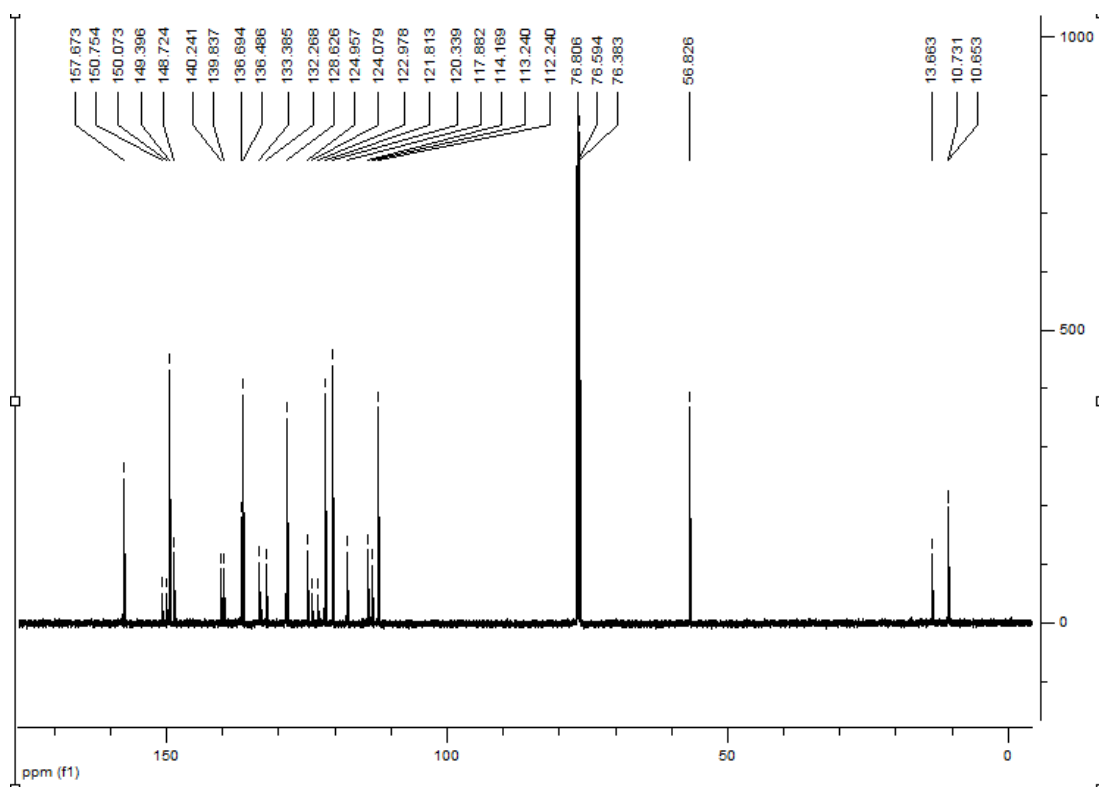


Fig. S2. ^{13}C NMR (100 MHz) spectrum of sensor **1** in $\text{DMSO-}d_6$.

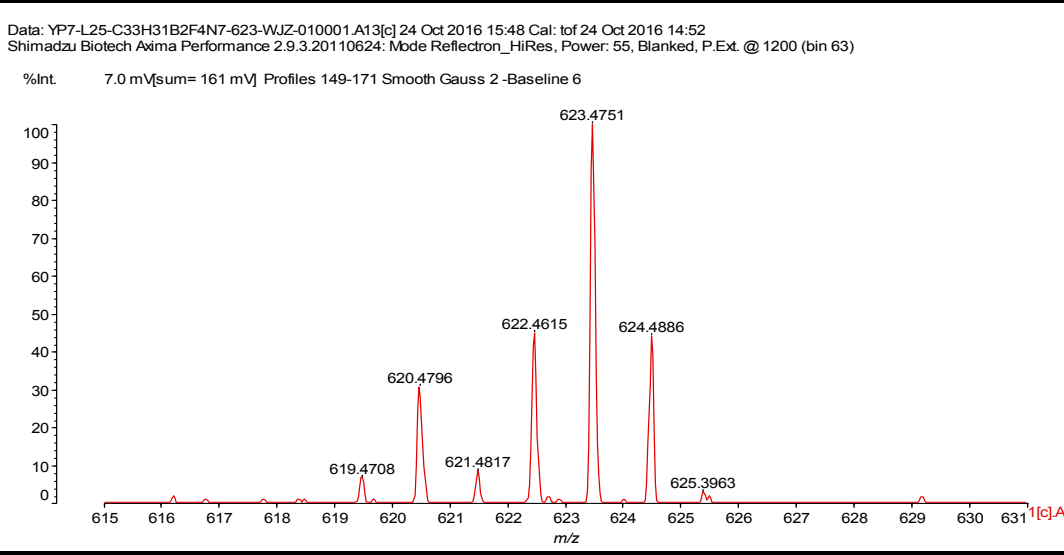
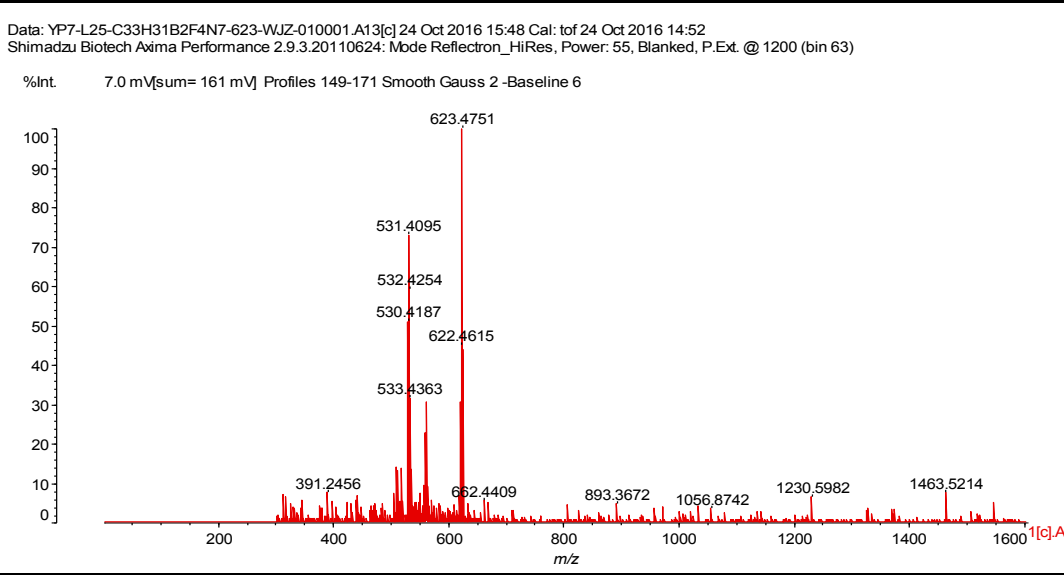


Fig. S3. MALDI/TOF MS spectrum of sensor 1.