

## Supplementary Material

# Synthesis and anti-hepatoma activities of U12 derivatives arresting G0/G1 phase and inducing apoptosis by PI3K/Akt/mTOR pathway

Renjing Yang,<sup>†,||</sup> Chunchun Du,<sup>†,||</sup> Ting Cao,<sup>†,||</sup> Guanghui Wang,<sup>†</sup> Xin Jiang,<sup>†</sup> Jun Gao,<sup>†</sup> Ting Lin,<sup>†</sup> Cuiling Sun,<sup>†</sup> Rong Ding,<sup>†</sup> Wenjing Tian,<sup>\*,†</sup> Haifeng Chen<sup>\*,†</sup>

<sup>†</sup>Fujian Provincial Key Laboratory of Innovative Drug Target, School of Pharmaceutical Sciences, Xiamen University, Xiamen 361005, P. R. China.

\* Author to whom correspondence should be addressed; E-Mail: tianwj@xmu.edu.cn, haifeng@xmu.edu.cn

<sup>||</sup> These authors contributed equally to this research.

**Index:**

1.  $^1\text{H}$  and  $^{13}\text{C}$  NMR data of intermediates U13a-U13i
2.  $^1\text{H}$  and  $^{13}\text{C}$  NMR data of U12-Cl, U12-Br, U12-I
3.  $^1\text{H}$  and  $^{13}\text{C}$  NMR data of U12a-U12i
4.  $^1\text{H}$ ,  $^{13}\text{C}$  NMR and ESI-MS data of U12 derivatives

## 1. <sup>1</sup>H and <sup>13</sup>C NMR data of intermediates U13a-U13i

- 1.1. (3R,7S,10S,13R)-17-((R)-5-(4-benzylpiperazin-1-yl)-5-oxopentan-2-yl)-10,13-dimethyl-hexadecahydro-1H-cyclopenta[a]phenanthrene-3,7-diyl diacetate (U13a). Yellow oil (31% yield). <sup>1</sup>H-NMR (600MHz, CDCl<sub>3</sub>) δ<sub>H</sub>: 7.33 (3H, d, *J*= 3.6Hz), 7.28 (2H, d, *J*= 3.6 Hz), 4.76 (1H, m), 4.66 (1H, m), 2.02 (3H, s), 1.9(3H, s), 0.97 (3H, s), 0.92 (3H, d), 0.67 (3H, s); <sup>13</sup>C-NMR (150MHz, CDCl<sub>3</sub>) δ<sub>C</sub>: 172.1 170.8, 170.7, 133.7, 129.4 (2×C), 128.6 (2×C), 127.5, 73.7, 73.7, 63.0, 60.5, 55.4, 55.2, 53.2, 52.9, 43.7, 42.2, 40.1, 40.1, 39.5, 35.6, 34.6, 34.1, 33.0 (2×C), 31.5, 28.6, 26.5, 25.8, 23.4, 22.0, 21.5, 21.3, 18.7, 12.2; HR-ESI-MS: *m/z* 635.4418 [M+H]<sup>+</sup>.
- 1.2. (3R,7S,10S,13R)-17-((R)-5-(4-cinnamylpiperazin-1-yl)-5-oxopentan-2-yl)-10,13-dimethylhexadecahydro-1H-cyclopenta[a]phenanthrene-3,7-diyl diacetate (U13b). Yellow oil (33% yield). <sup>1</sup>H-NMR (600MHz, CDCl<sub>3</sub>) δ<sub>H</sub>: 7.38 (2H, d, *J*= 7.8 Hz), 7.24 (2H, d, *J*= 7.2 Hz), 4.76 (1H, m), 4.66 (1H, m), 1.98 (3H, s), 0.97 (3H, s), 0.94 (3H, d), 0.67 (3H, s); <sup>13</sup>C-NMR (150MHz, CDCl<sub>3</sub>) δ<sub>C</sub>: 172.2, 170.8, 170.7, 136.7, 128.8 (4×C), 127.9, 126.5 (2×C), 73.7, 73.7, 61.0, 55.4, 55.2, 52.9, 43.7, 42.2, 40.1, 40.1, 39.5, 35.6, 34.6, 34.1, 33.0 (2×C), 31.5, 30.3, 28.6, 26.5, 25.8, 23.4, 22.0, 21.5, 18.8, 12.2; HR-ESI-MS: *m/z* 661.4572 [M+H]<sup>+</sup>.
- 1.3. (3R,7S,10S,13R)-10,13-dimethyl-17-((R)-5-oxo-5-(piperazin-1-yl) pentan-2-yl) hexadecahydro-1H-cyclopenta[a]phenanthrene-3,7-diyl diacetate (U13c). White powder (21% yield). <sup>1</sup>H-NMR (600MHz, CDCl<sub>3</sub>) δ<sub>H</sub>: 4.76 (1H, m), 4.66 (1H, m), 2.02 (3H, s), 0.97 (3H, s), 0.94 (3H, d), 0.68 (3H, s); <sup>13</sup>C-NMR (150MHz, CDCl<sub>3</sub>) δ<sub>C</sub>: 172.2, 170.8, 170.7, 73.7, 73.7, 55.4, 55.1, 44.2, 44.0, 43.8, 42.2, 40.1, 40.1, 39.5, 35.5, 34.6, 34.1, 33.0 (2×C), 31.3, 30.1, 28.7, 26.5, 25.8, 23.4, 22.0, 21.5, 21.3, 18.7, 12.2; HR-ESI-MS: *m/z* 545.3950 [M+H]<sup>+</sup>.

1.4 (3R,7S,10S,13R)-17-((R)-5-(cyclopropylamino)-5-oxopentan-2-yl)-10,13-dimethylhexadecahydro-1H-cyclopenta[a]phenanthrene-3,7-diyl diacetate (U13d).

White powder (37% yield).  $^1\text{H-NMR}$  (600MHz,  $\text{CDCl}_3$ )  $\delta_{\text{H}}$ : 4.76 (1H, m), 4.66 (1H, m), 2.02 (3H, s), 1.98 (3H, s), 0.97 (3H, s), 0.91 (3H, d), 0.67 (3H, s);  $^{13}\text{C-NMR}$  (150MHz,  $\text{CDCl}_3$ )  $\delta_{\text{C}}$ : 175.0, 170.8, 170.7, 73.7, 73.7, 55.4, 55.2, 43.7, 42.2, 40.1, 40.1, 39.5, 35.5, 34.6, 34.1, 33.6, 33.0 (2×C), 31.8, 28.6, 26.5, 25.7, 23.4, 22.0, 21.5, 21.3, 18.6, 12.2, 6.8, 6.8; HR-ESI-MS:  $m/z$  538.3506  $[\text{M}+\text{Na}]^+$ .

1.5. (3R,7S,10S,13R)-10,13-dimethyl-17-((R)-5-((4-methylpiperazin-1-yl)amino)-5-oxopentan-2-yl)hexadecahydro-1H-cyclopenta[a]phenanthrene-3,7-diyl diacetate (U13e). White powder (18% yield).  $^1\text{H-NMR}$  (600MHz,  $\text{CDCl}_3$ )  $\delta_{\text{H}}$ : 4.76 (1H, m), 4.66 (1H, m), 2.02 (3H, s), 1.98 (3H, s), 0.97 (3H, s), 0.92 (3H, d), 0.68 (3H, s);  $^{13}\text{C-NMR}$  (150 MHz,  $\text{CDCl}_3$ )  $\delta_{\text{C}}$ : 171.4, 170.8, 170.7, 73.7, 73.7, 55.9 (2×C), 55.3, 55.2, 53.6 (2×C), 43.7, 42.2, 40.1, 40.1, 39.5, 35.6, 34.6, 34.6, 34.1, 33.0 (2×C), 32.1, 31.8, 28.6, 26.5, 25.7, 23.4, 22.0, 21.5, 21.3, 18.8, 12.2; HR-ESI-MS:  $m/z$  574.4224  $[\text{M}+\text{H}]^+$ .

1.6. (3R,7S,10S,13R)-10,13-dimethyl-17-((R)-5-oxo-5-(p-tolylamino) pentan-2-yl)hexadecahydro-1H-cyclopenta[a]phenanthrene-3,7-diyl diacetate (U13f). White powder (46% yield).  $^1\text{H-NMR}$  (600MHz,  $\text{CDCl}_3$ )  $\delta_{\text{H}}$ : 7.39 (2H, d,  $J$  = 7.8 Hz), 7.11 (2H, d,  $J$  = 8.4 Hz), 4.76 (1H, m), 4.66 (1H, m), 2.30 (3H, s), 2.02 (3H, s), 1.98 (3H, s), 0.97 (3H, s), 0.95 (3H, d), 0.68 (3H, s);  $^{13}\text{C-NMR}$  (150MHz,  $\text{CDCl}_3$ )  $\delta_{\text{C}}$ : 171.7, 170.8, 170.7, 135.6, 133.9, 129.6 (2×C), 120.0 (2×C), 73.7, 73.7, 55.3, 55.2, 43.7, 42.2, 40.1, 40.1, 39.5, 35.4, 34.7, 34.6, 34.1, 33.0 (2×C), 31.7, 28.6, 26.5, 25.8, 23.4, 22.0, 21.5, 21.3, 21.0, 18.7, 12.2; HR-ESI-MS:  $m/z$  588.3666  $[\text{M}+\text{Na}]^+$ .

1.7 (3R,7S,10S,13R)-17-((R)-5-((4-chlorophenyl) amino)-5-oxopentan-2-yl)-10,13-dimethylhexadecahydro-1H-cyclopenta[a]phenanthrene-3,7-diyl diacetate (U13g). White

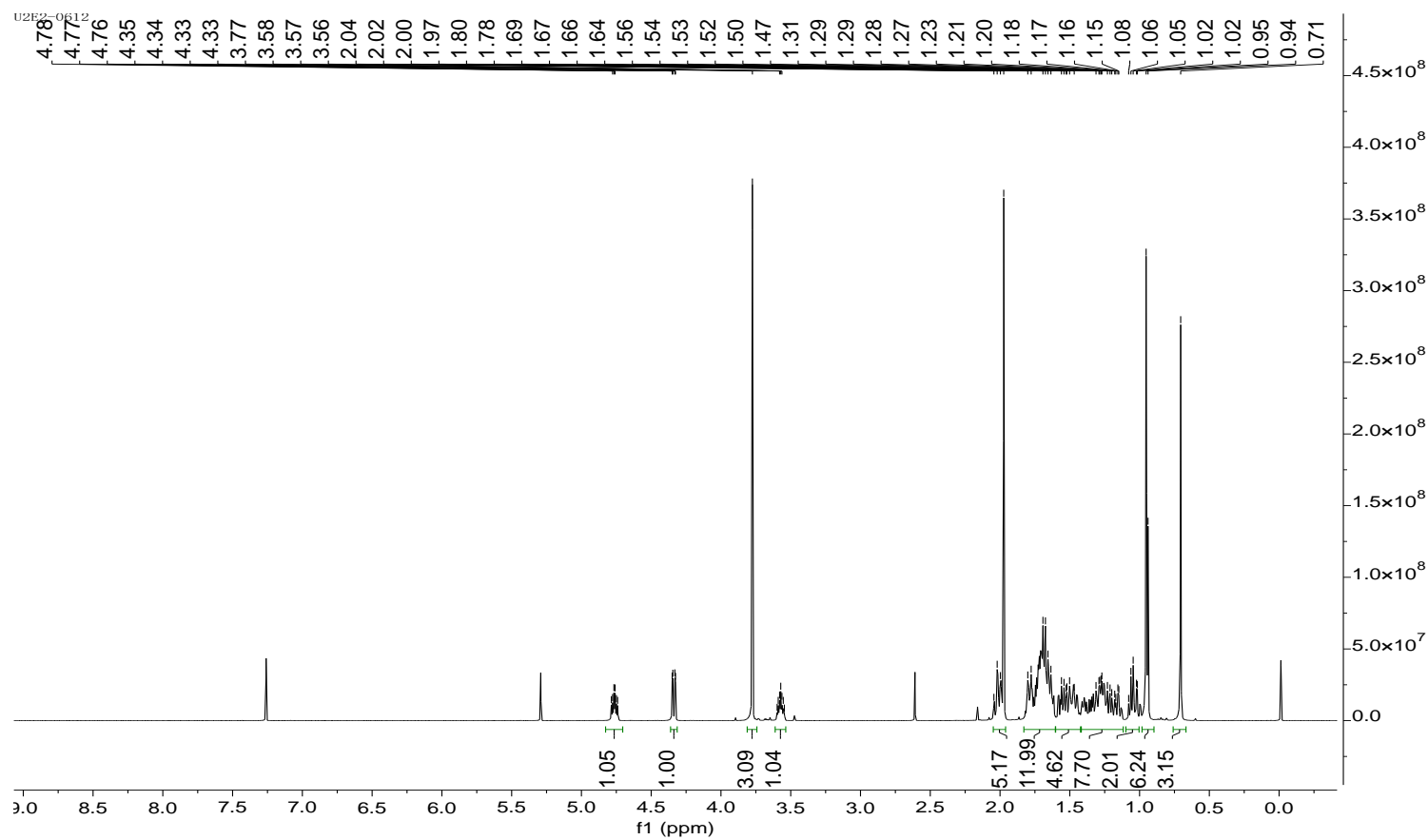
e power (43% yield).  $^1\text{H-NMR}$  (600MHz,  $\text{CDCl}_3$ )  $\delta_{\text{H}}$ : 7.48 (2H, d,  $J=9.0$  Hz), 7.27 (2H, d,  $J=8.4$  Hz), 4.76 (1H, m), 4.66 (1H, m), 1.98 (3H, s), 0.97 (3H, s), 0.96 (3H, d), 0.68 (3H, s);  $^{13}\text{C-NMR}$  (150MHz,  $\text{CDCl}_3$ )  $\delta_{\text{C}}$ : 171.8, 170.8, 170.7, 136.7, 129.2, 129.1 (2 $\times$ C), 121.1 (2 $\times$ C), 73.7, 73.7, 55.3, 55.2, 43.7, 42.2, 40.1, 40.1, 39.5, 35.4, 34.6 (2 $\times$ C), 34.1, 33.0 (2 $\times$ C), 31.6, 28.6, 25.7, 23.4, 22.0, 21.3, 18.7, 12.2; HR-ESI-MS:  $m/z$  608.3121  $[\text{M}+\text{Na}]^+$ .

1.8. (3R,7S,10S,13R)-17-((R)-5-((4-hydroxyphenyl)amino)-5-oxopentan-2-yl)-10,13-dimethylhexadecahydro-1H-cyclopenta[a]phenanthrene-3,7-diyl diacetate (U13h). White power (46% yield).  $^1\text{H-NMR}$  (600MHz,  $\text{CDCl}_3$ )  $\delta_{\text{H}}$ : 7.29 (2H, d,  $J=8.4$ Hz), 6.76 (2H, d,  $J=8.4$  Hz), 4.76 (1H, m), 4.66 (1H, m), 2.03 (3H, s), 1.98 (3H, s), 0.96 (3H, s), 0.94 (3H, d), 0.66 (3H, s);  $^{13}\text{C-NMR}$  (150MHz,  $\text{CDCl}_3$ )  $\delta_{\text{C}}$ : 172.5, 171.2, 170.9, 153.4, 130.4, 122.6 (2 $\times$ C), 115.9 (2 $\times$ C), 73.9, 73.8, 55.3, 54.9, 43.7, 42.1, 40.1, 40.0, 39.5, 35.4, 34.6, 34.2, 33.0, 33.0, 31.9, 28.6, 26.5, 25.7, 23.3, 22.0, 21.6, 21.3, 18.7, 12.2; HR-ESI-MS:  $m/z$  590.3462  $[\text{M}+\text{Na}]^+$ .

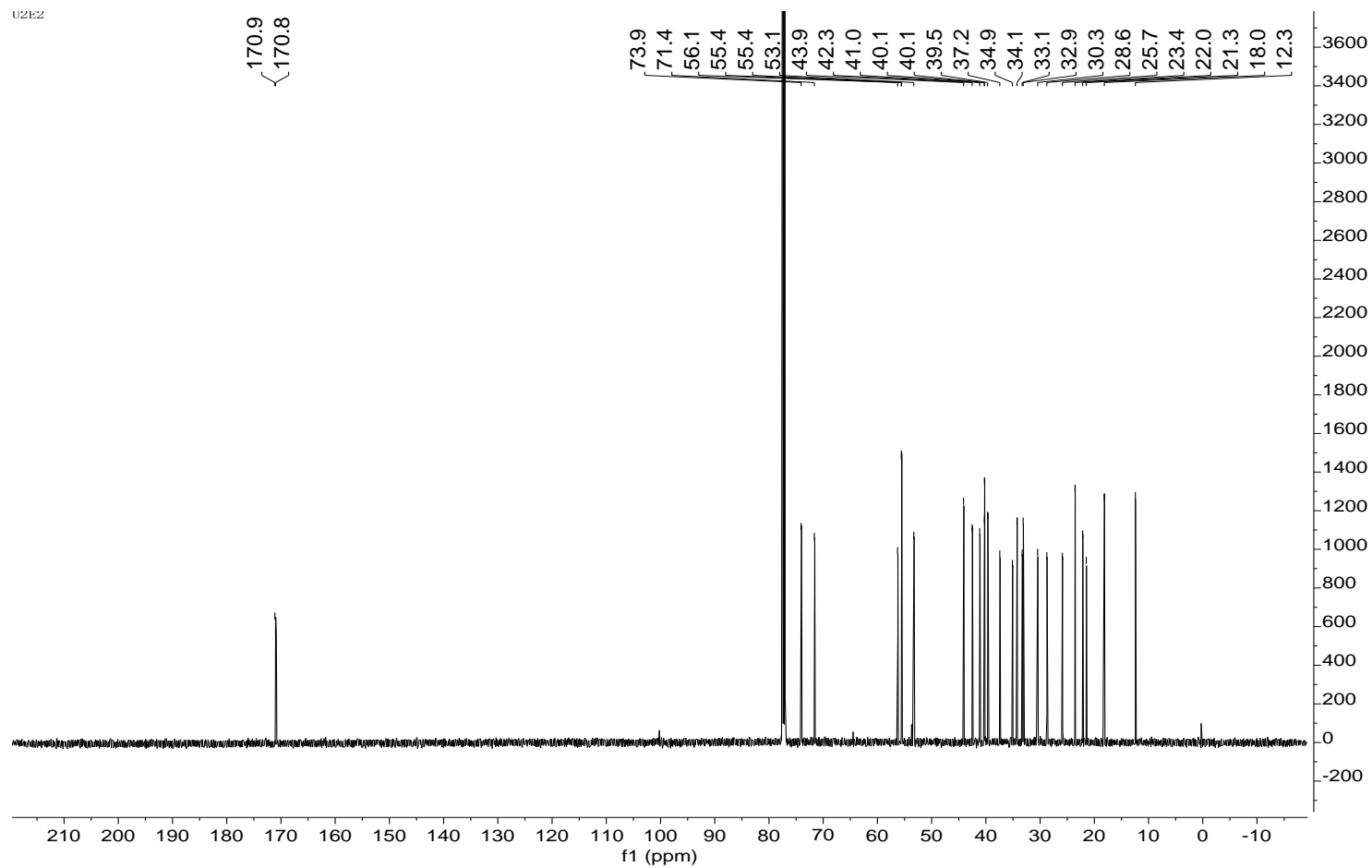
1.9 (3R,7S,10S,13R)-10,13-dimethyl-17-((R)-5-oxo-5-((4-(trifluoromethyl) phen-yl) amino) pentan-2-yl) hexadecahydro-1H-cyclopenta[a]phenanthrene-3,7-diyl diacetate (U11). White power (43% yield).  $^1\text{H-NMR}$  (600MHz,  $\text{CD}_3\text{OD}$ )  $\delta_{\text{H}}$ : 7.77 (2H, d,  $J=8.4$  Hz), 7.60 (2H, d,  $J=8.4$  Hz), 4.77 (1H, m), 4.64 (1H, m), 2.02 (3H, s), 1.97 (3H, s), 1.03 (3H, d), 1.01 (3H, s), 0.74 (3H, s);  $^{13}\text{C-NMR}$  (150MHz,  $\text{CD}_3\text{OD}$ )  $\delta_{\text{C}}$ : 175.4, 172.6, 172.5, 143.6, 127.0, 127.0, 120.7(4 $\times$ C), 75.2, 75.1, 56.6, 56.4, 44.8, 43.4, 41.3, 41.2, 40.7, 36.8, 35.5, 35.1, 35.0, 33.9, 33.9, 33.0, 29.5, 26.9, 23.6, 22.3, 21.8, 21.2, 19.0, 12.5; HR-ESI-MS:  $m/z$  642.3373  $[\text{M}+\text{Na}]^+$ .

## 2. $^1\text{H}$ and $^{13}\text{C}$ NMR spectrum of U12 derivatives

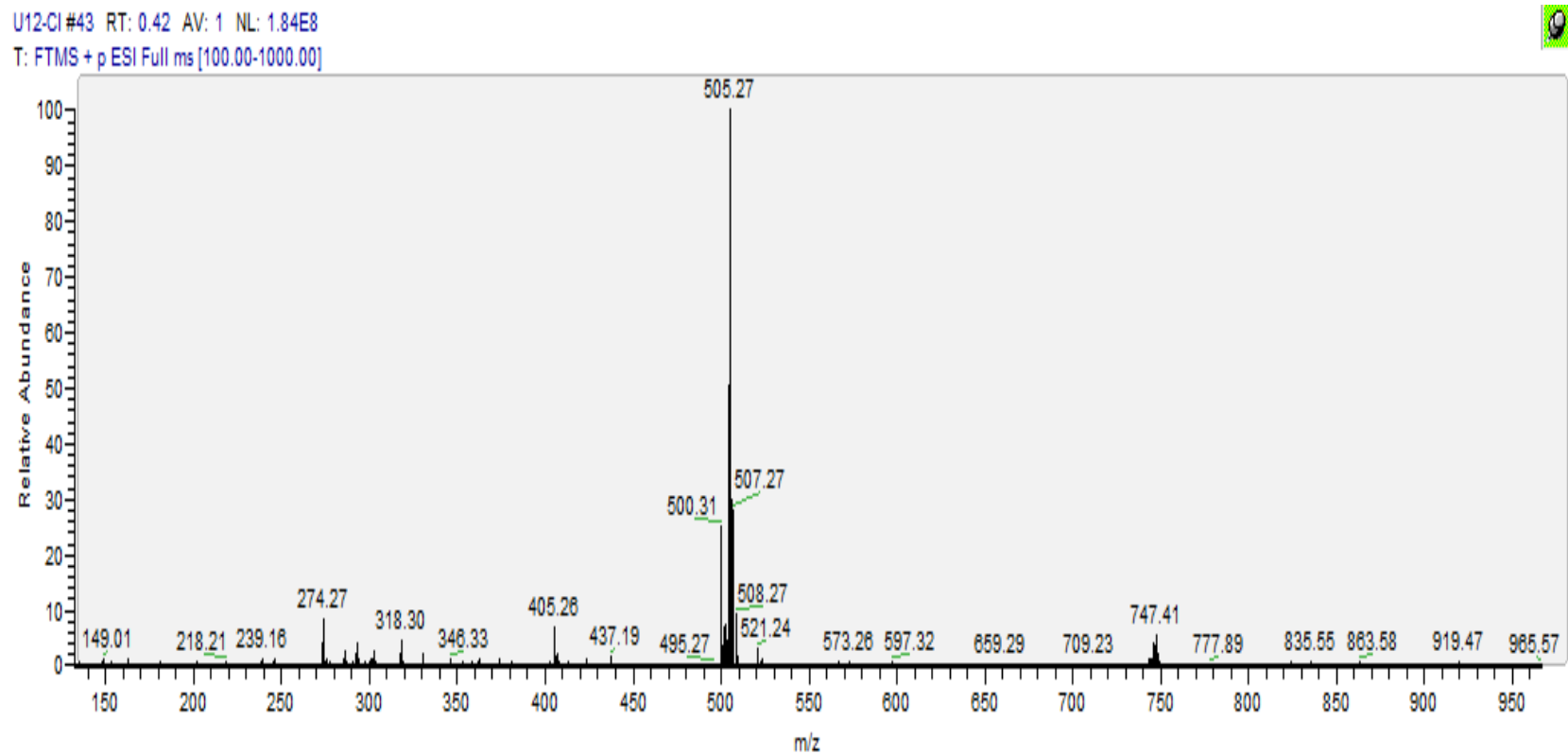
methyl (4R)-4-((3R,7S,10S,13R)-7-acetoxy-3-hydroxy-10,13-dimethylhexadecahydr-o-1H-cyclopenta[a]phenanthren-17-yl)-2-chloropentanoate ( $^1\text{H}$ ) U12-Cl:



methyl (4R)-4-((3R,7S,10S,13R)-7-acetoxy-3-hydroxy-10,13-dimethylhexadecahydr-o-1H-cyclopenta[a]phenanthren-17-yl)-2-chloropentanoate  
( $^{13}\text{C}$ ) U12-Cl:

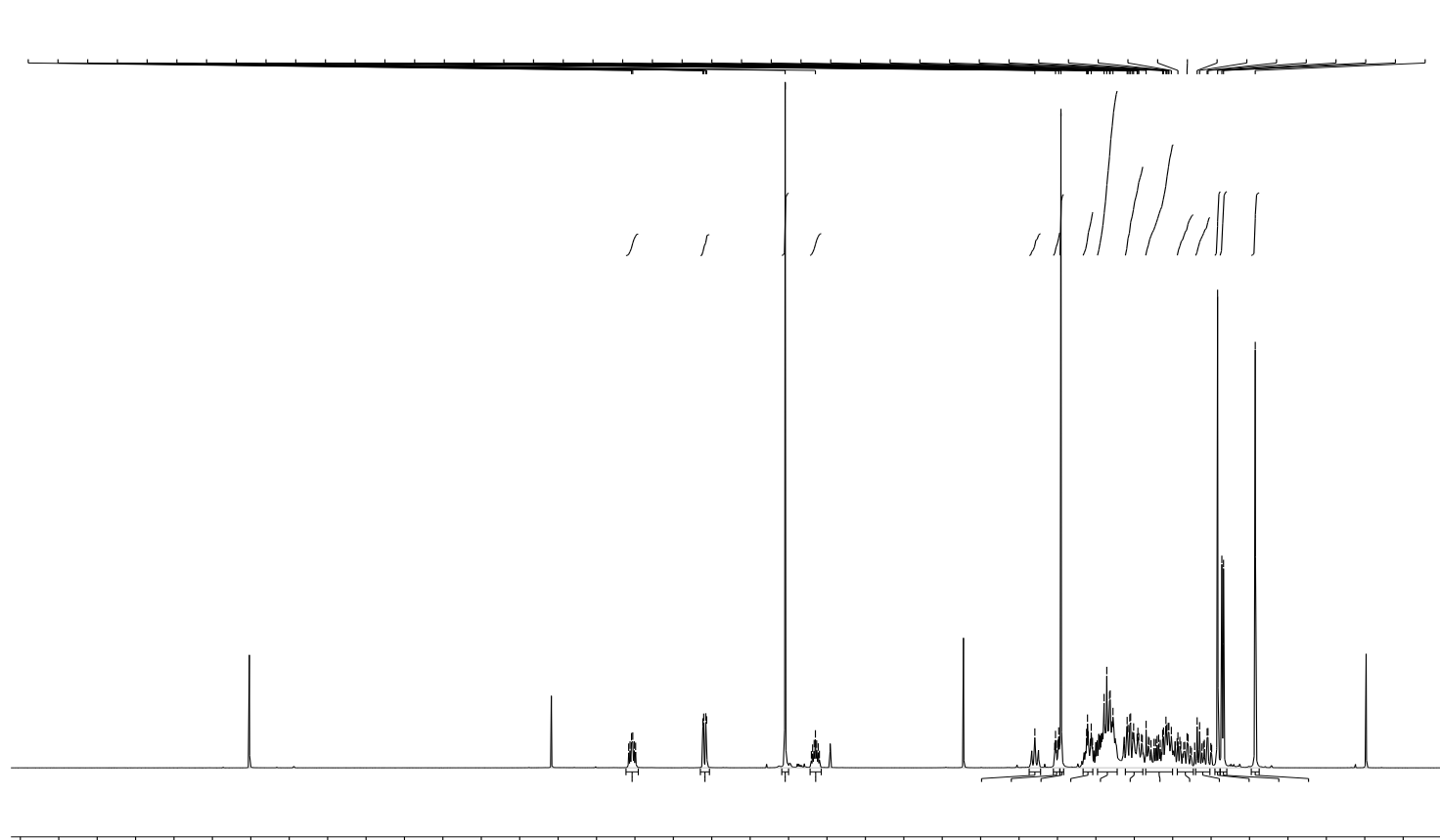


methyl (4R)-4-((3R,7S,10S,13R)-7-acetoxy-3-hydroxy-10,13-dimethylhexadecahydr-o-1H-cyclopenta[a]phenanthren-17-yl)-2-chloropentanoate  
(MS) U12-Cl:

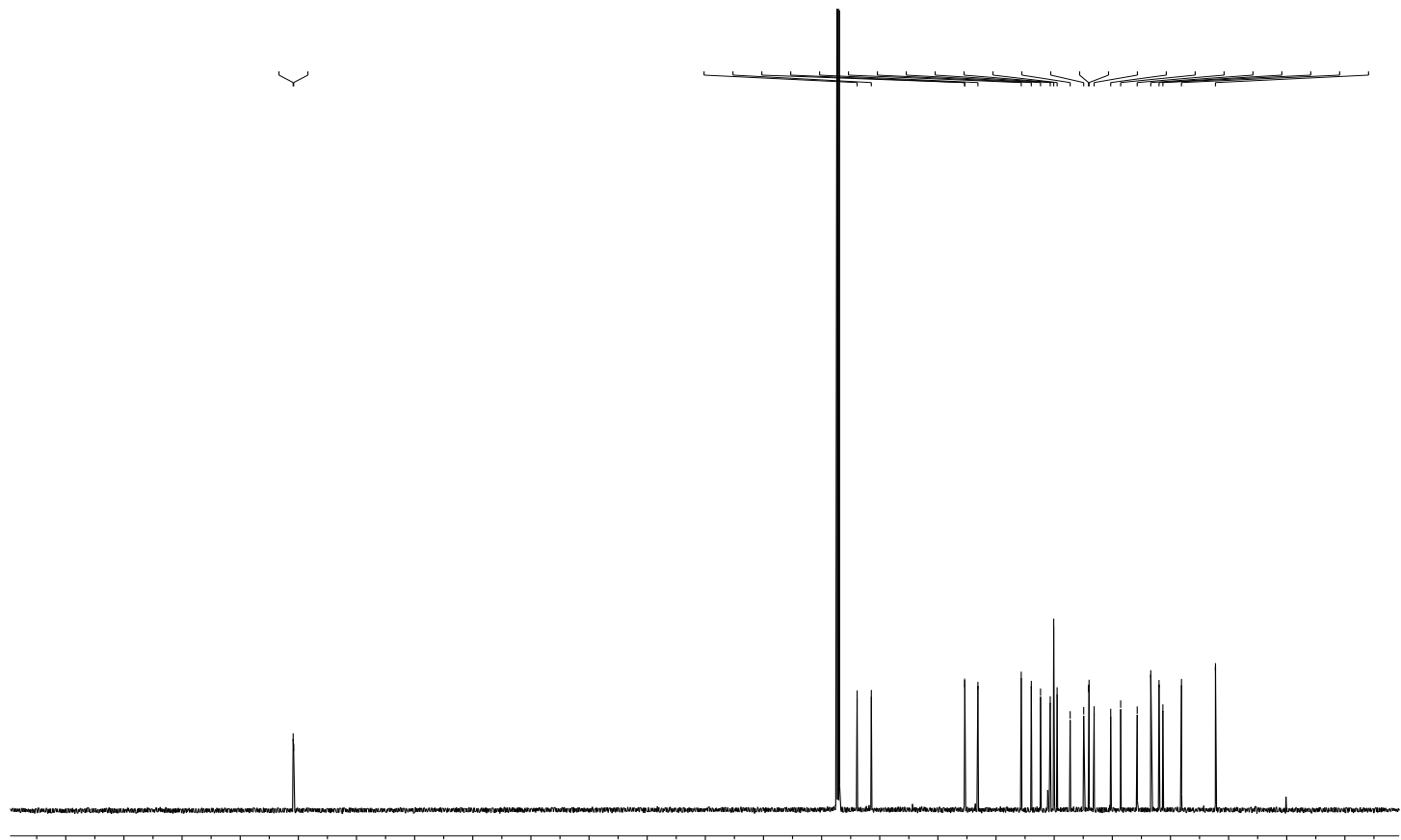




methyl (4R)-4-((3R,7S,10S,13R)-7-acetoxy-3-hydroxy-10,13-dimethylhexa-decahydr-o-1H-cyclopenta[a]phenanthren-17-yl)-2-bromopentanoate (<sup>1</sup>H) U12-Br:



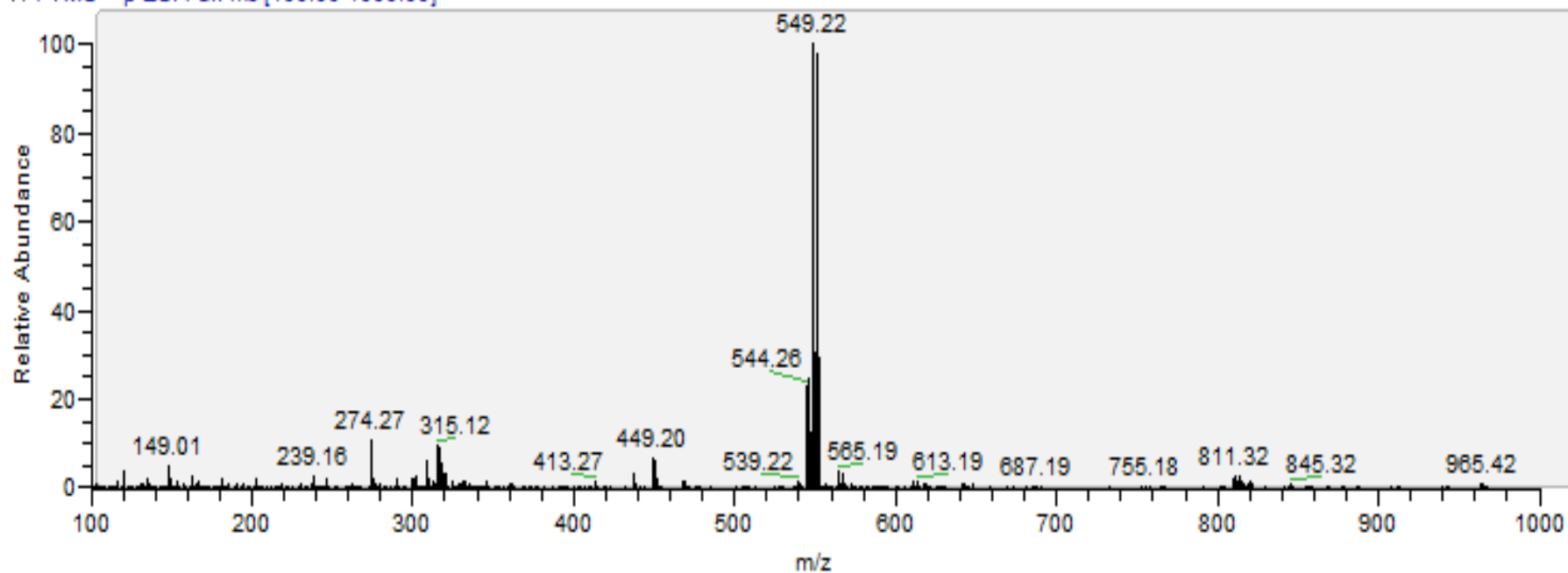
methyl (4R)-4-((3R,7S,10S,13R)-7-acetoxy-3-hydroxy-10,13-dimethylhexa-decahydr-o-1H-cyclopenta[a]phenanthren-17-yl)-2-bromopentanoate ( $^{13}\text{C}$ ) U12-Br:

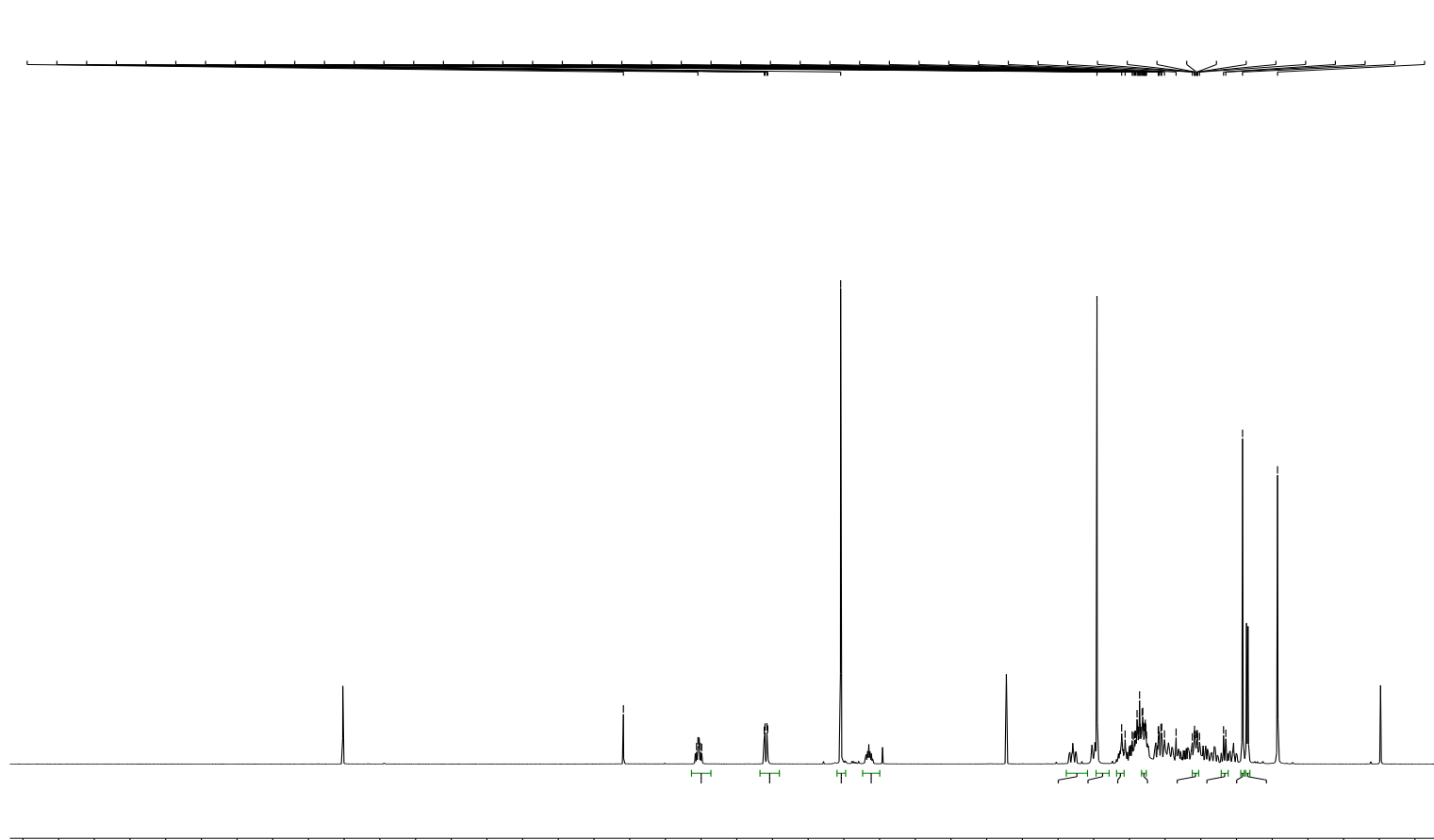


methyl (4R)-4-((3R,7S,10S,13R)-7-acetoxy-3-hydroxy-10,13-dimethylhexa-decahydr-o-1H-cyclopenta[a]phenanthren-17-yl)-2-bromopentanoate (MS) U12-Br:

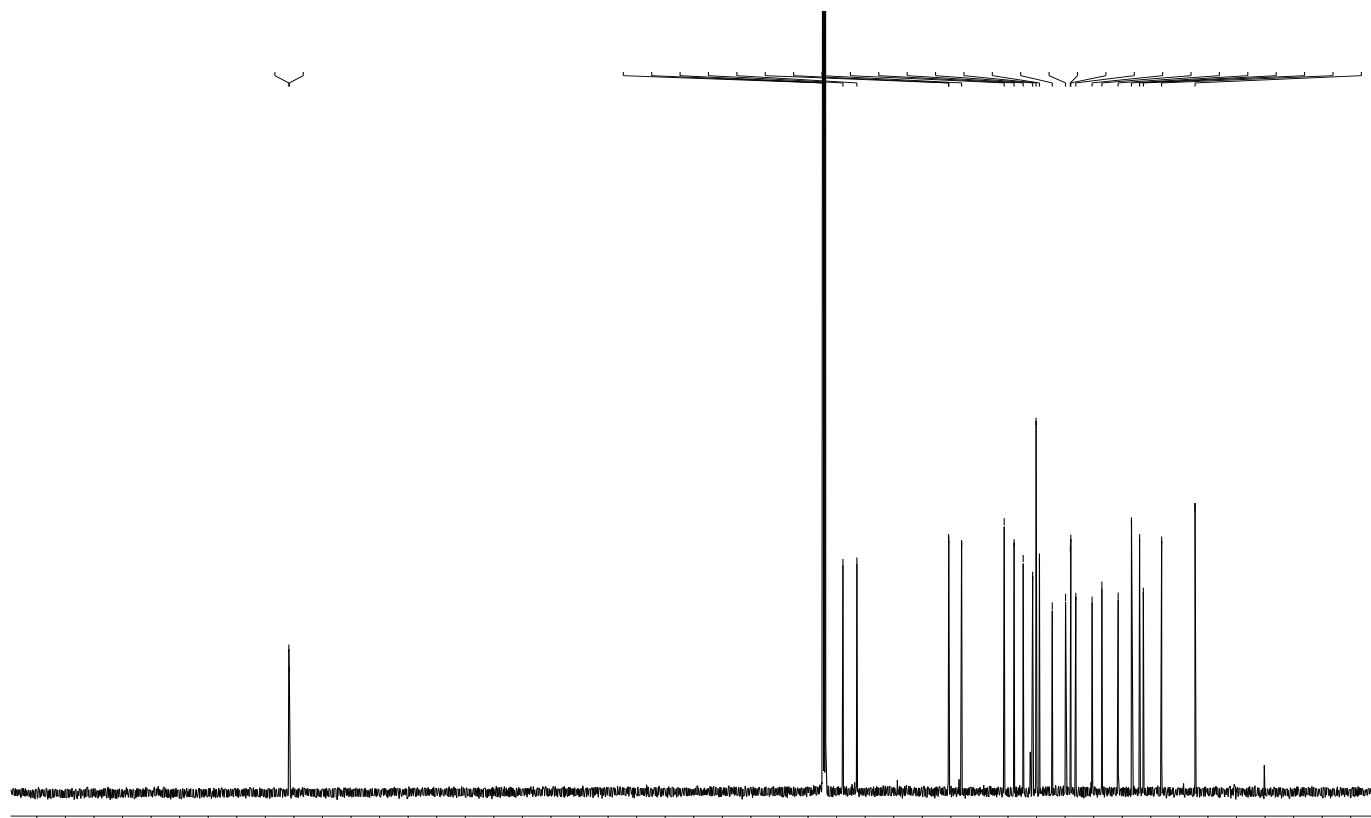
Br-U12 Ms #59 RT: 0.58 AV: 1 NL: 7.45E7

T: FTMS + p ESI Full ms [100.00-1000.00]



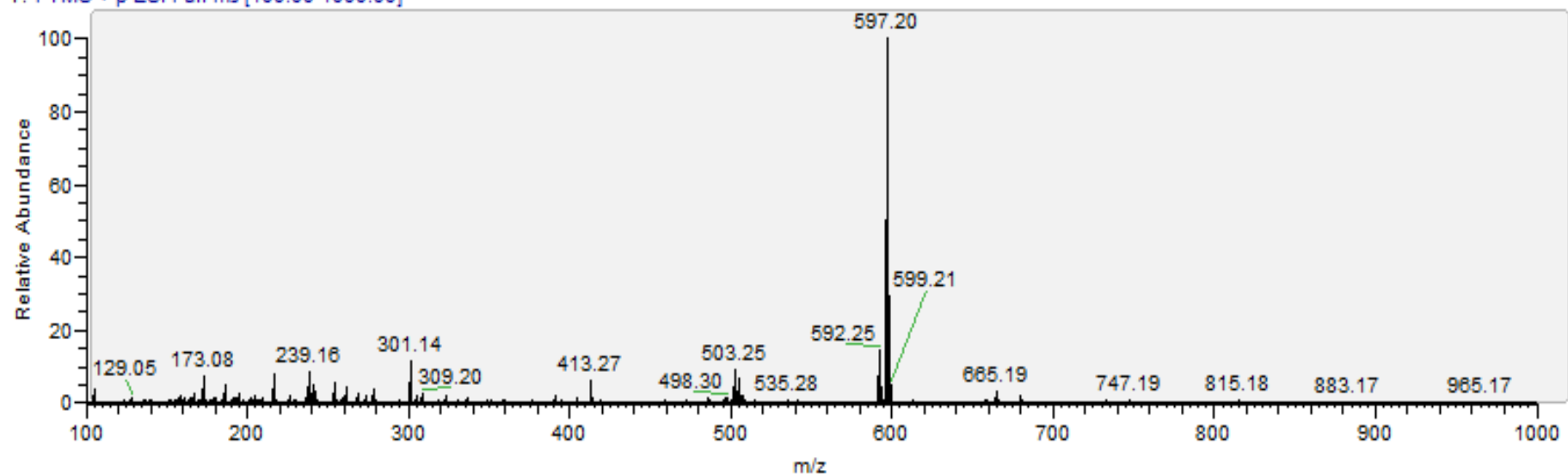
<sup>1</sup>H) U12-I:

methyl (4R)-4-((3R,7S,10S,13R)-7-acetoxy-3-hydroxy-10,13-dimethylhexa-decahydr-o-1H-cyclopenta[a]phenanthren-17-yl)-2-iodopentanoate (<sup>13</sup>C) U12-I:

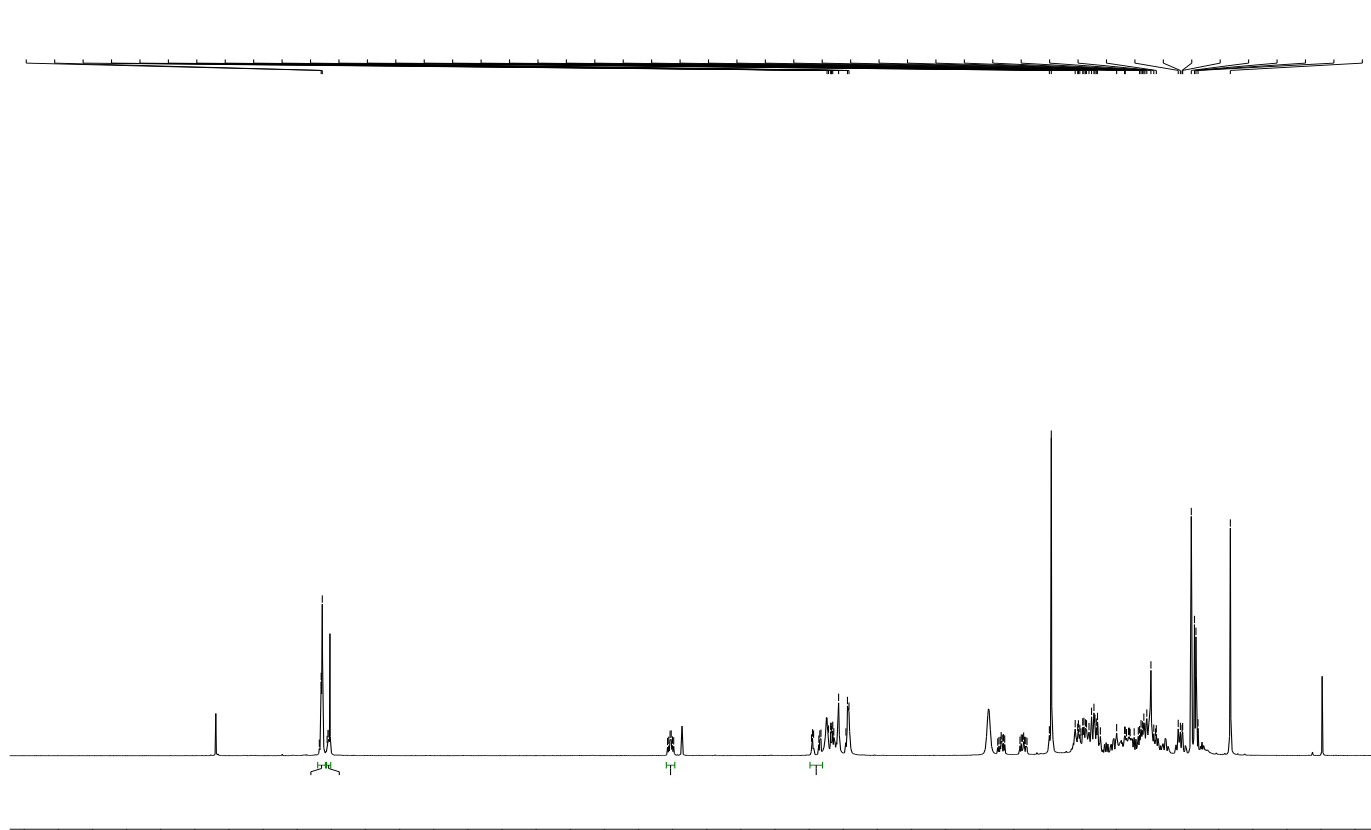


methyl (4R)-4-((3R,7S,10S,13R)-7-acetoxy-3-hydroxy-10,13-dimethylhexa-decahydr-o-1H-cyclopenta[a]phenanthren-17-yl)-2-iodopentanoate (MS) U12-I:

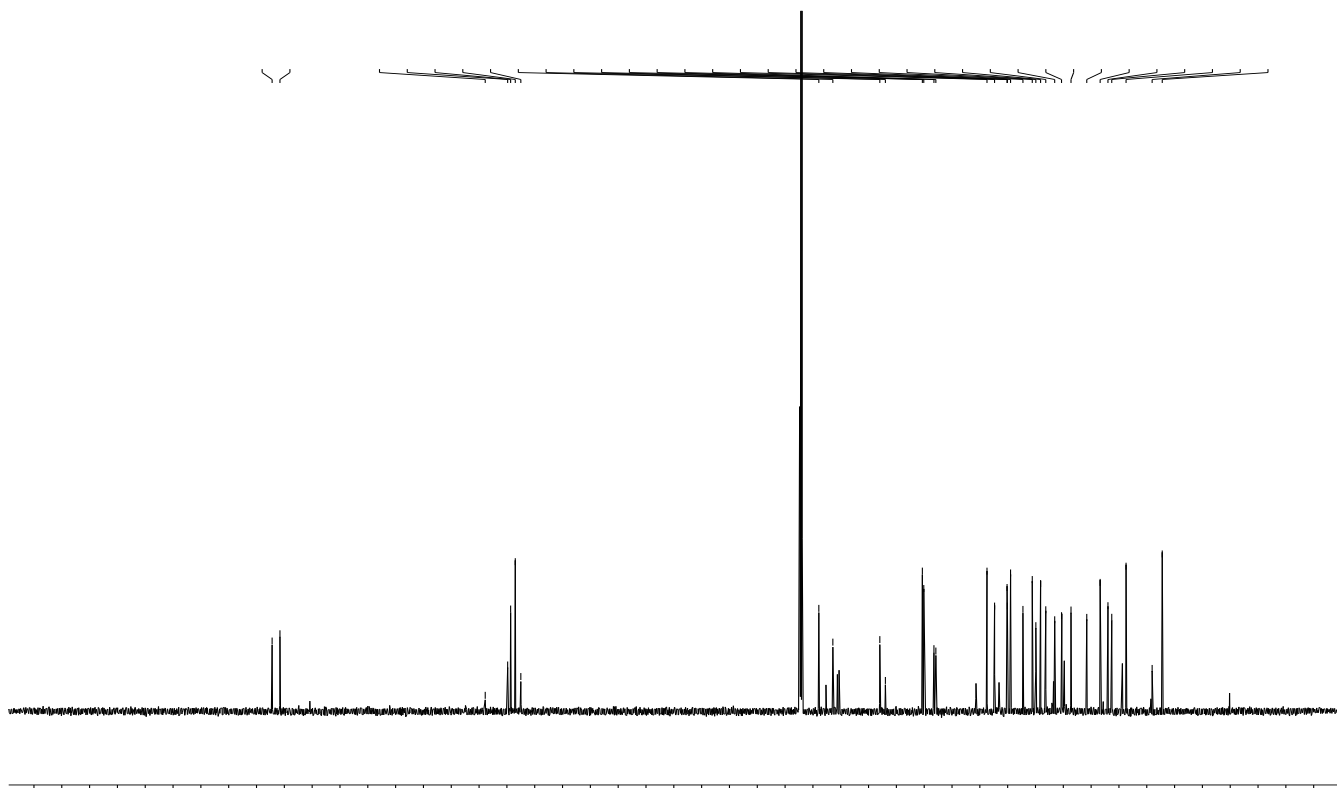
I-U12 Ms #21 RT: 0.21 AV: 1 NL: 8.05E8  
T: FTMS + p ESI Full ms [100.00-1000.00]



(3R,7S,10S,13R)-17-((R)-5-(4-benzylpiperazin-1-yl)-5-oxopentan-2-yl)-3-hydroxy-10,13-dimethylhexadecahydro-1H-cyclopenta[a]phenanthren-7-yl acetate (<sup>1</sup>H) U12a:



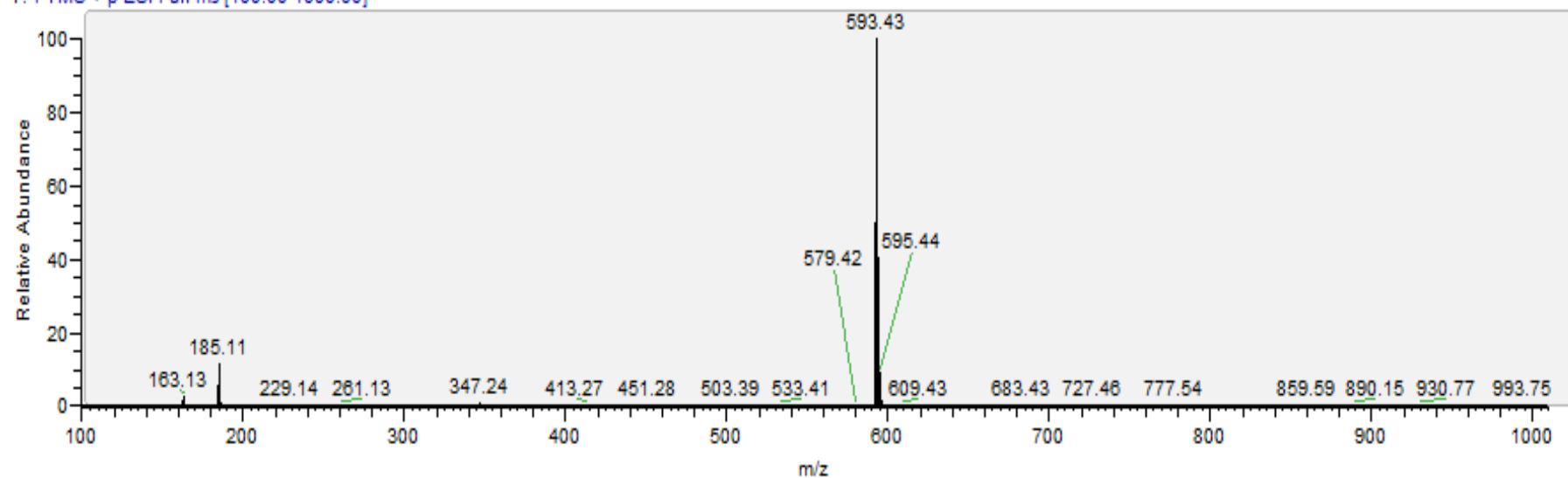
(3R,7S,10S,13R)-17-((R)-5-(4-benzylpiperazin-1-yl)-5-oxopentan-2-yl)-3-hydroxy-10,13-dimethylhexadecahydro-1H-cyclopenta[a]phenanthren-7-yl acetate ( $^{13}\text{C}$ ) U12a:



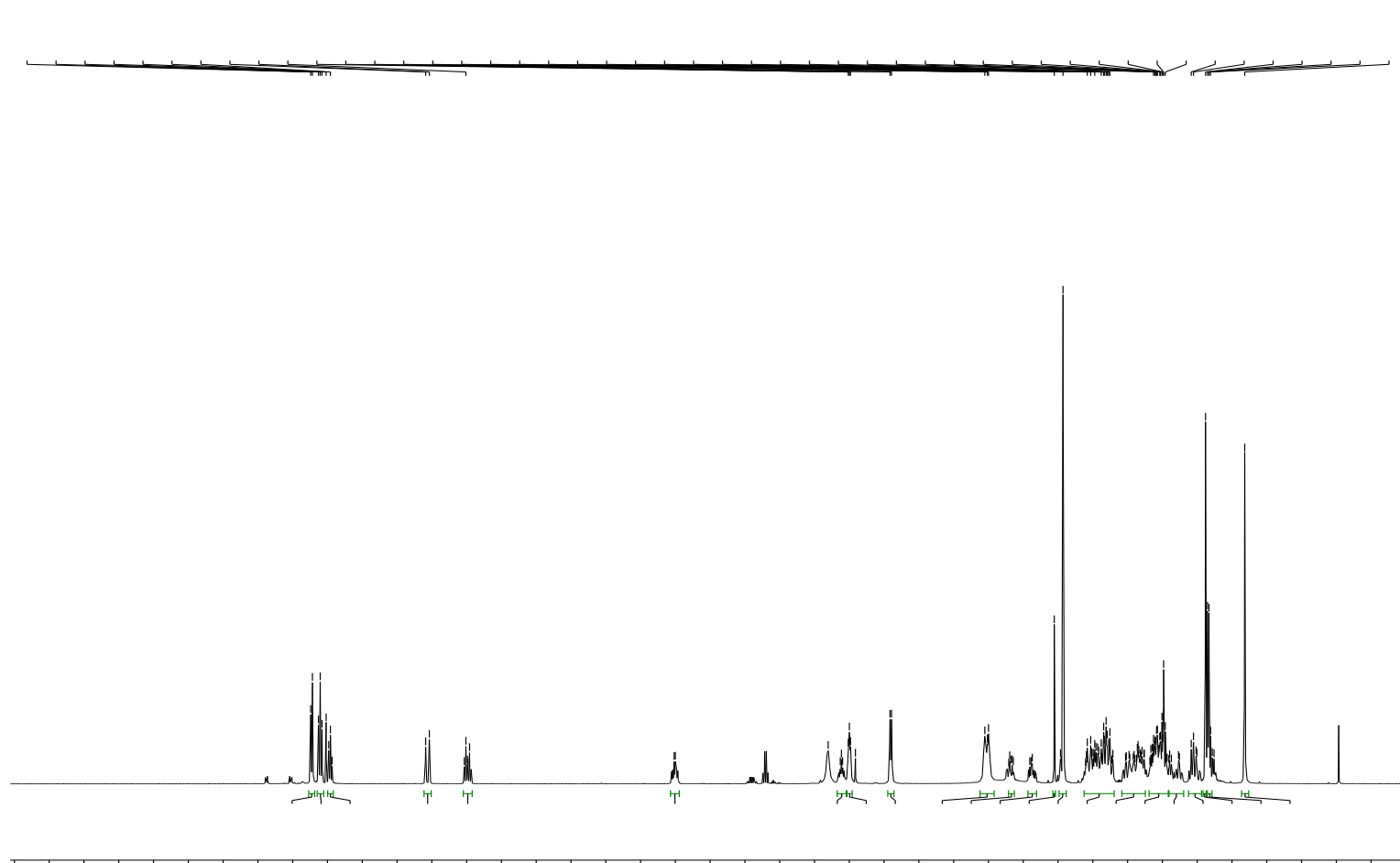


(3R,7S,10S,13R)-17-((R)-5-(4-benzylpiperazin-1-yl)-5-oxopentan-2-yl)-3-hydroxy-10,13-dimethylhexadecahydro-1H-cyclopenta[a]phenanthren-7-yl acetate (MS) U12a:

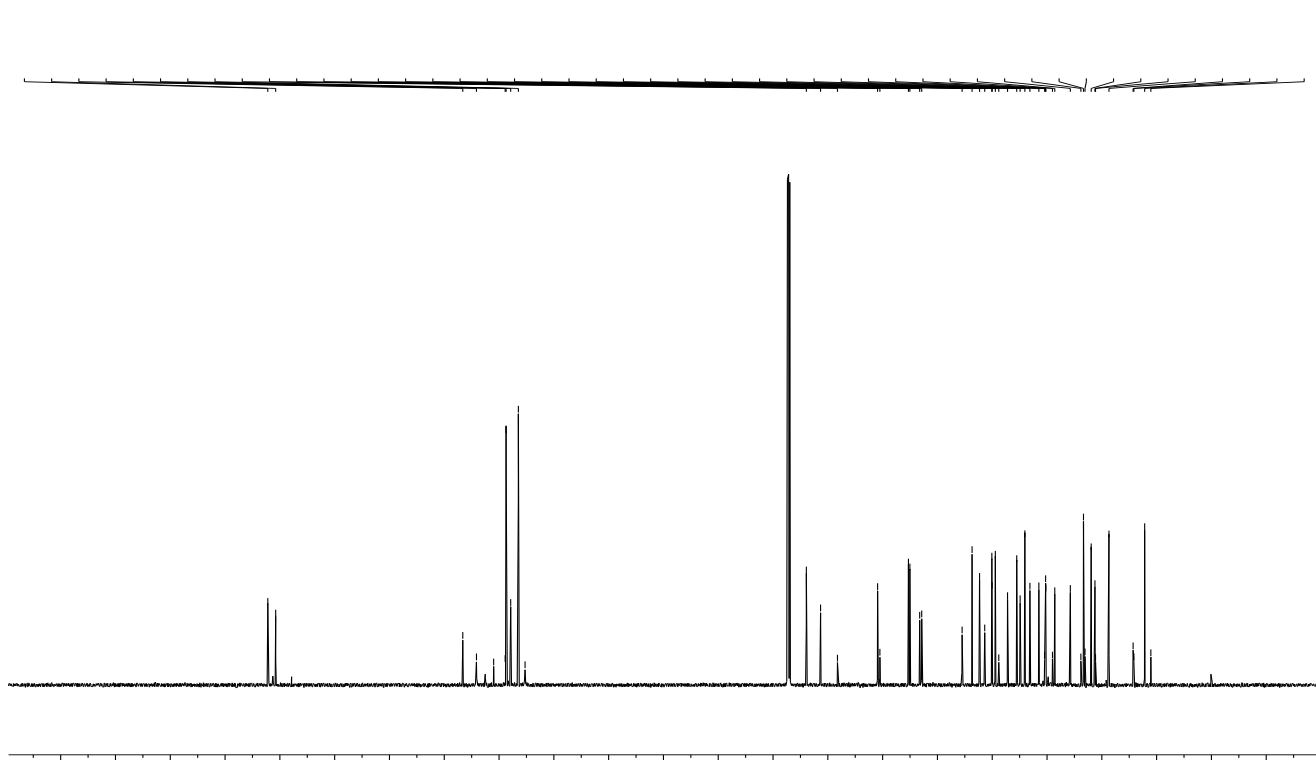
U12a #1 RT: 0.21 AV: 1 NL: 3.93E9  
T: FTMS + p ESI Full ms [100.00-1000.00]



(3R,7S,10S,13R)-17-((R)-5-(4-cinnamylpiperazin-1-yl)-5-oxopentan-2-yl)-3-hydroxy--10,13-dimethylhexadecahydro-1H-cyclopenta[a]phenanthren-7-yl acetate ( $^1\text{H}$ ) U12b:

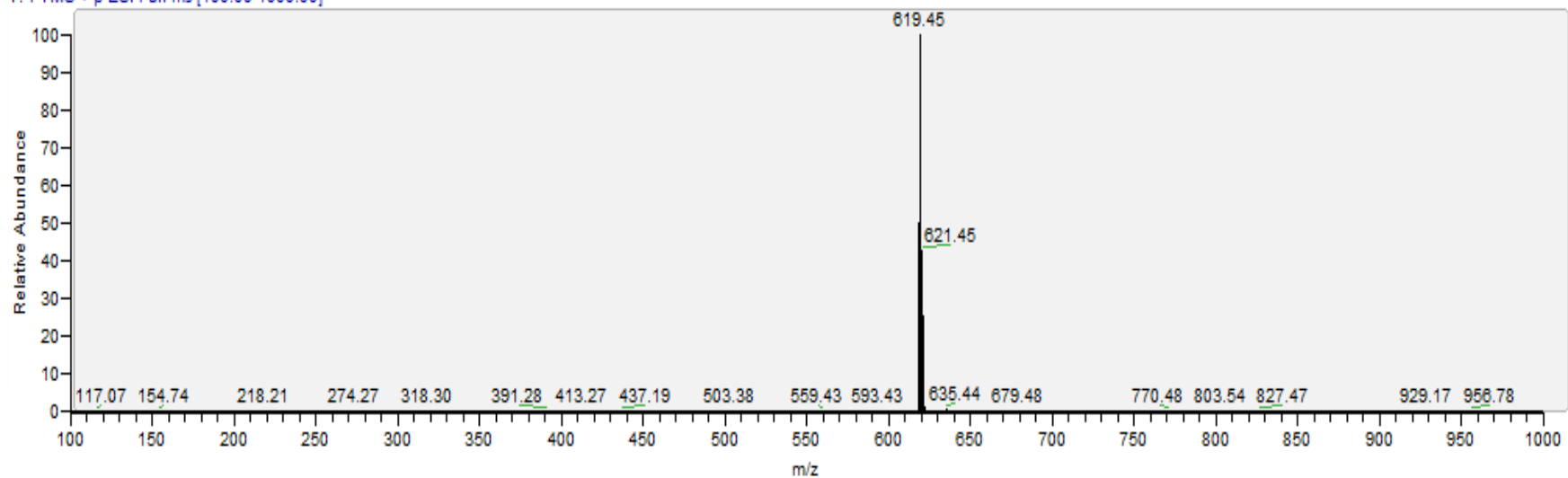


(3R,7S,10S,13R)-17-((R)-5-(4-cinnamylpiperazin-1-yl)-5-oxopentan-2-yl)-3-hydroxy--10,13-dimethylhexadecahydro-1H-cyclopenta[a]phenanthren-7-yl acetate ( $^{13}\text{C}$ ) U12b:

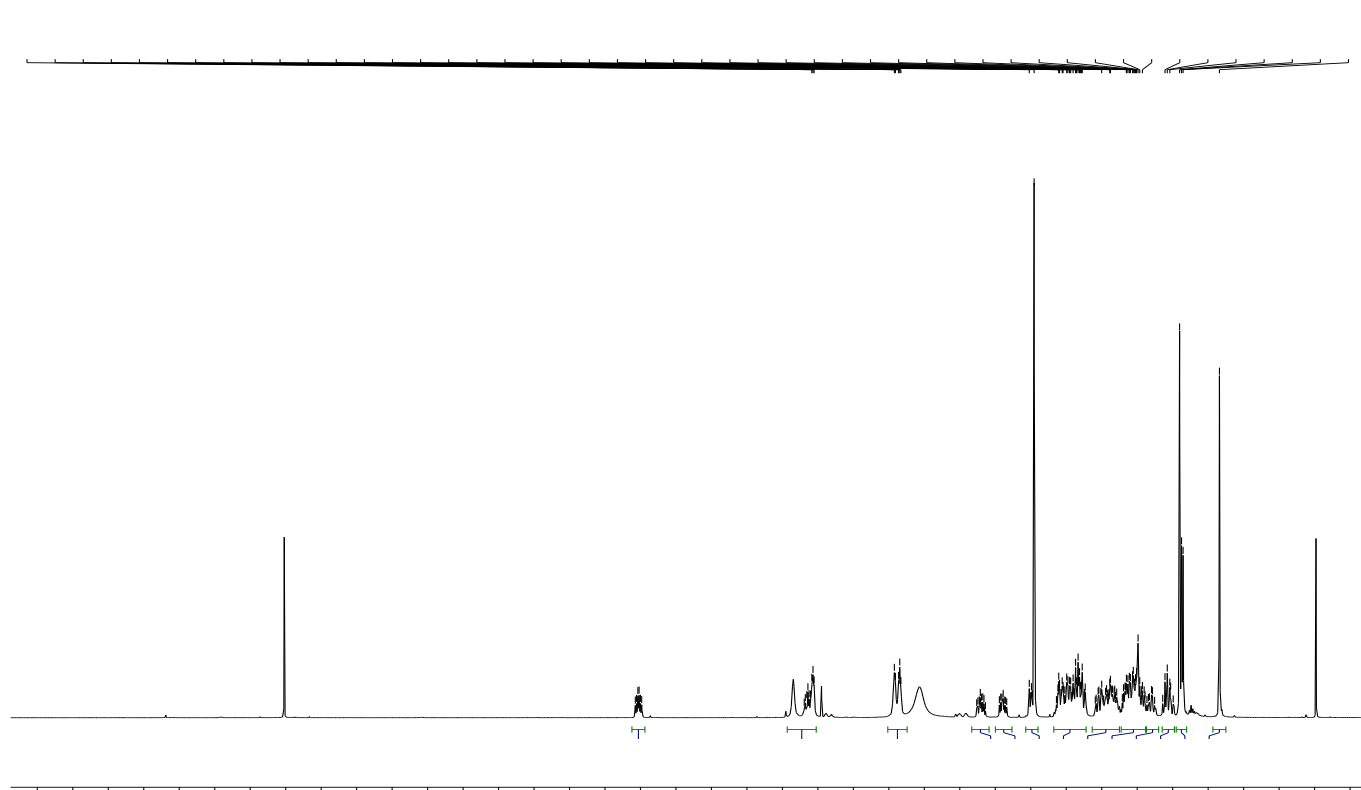


(3R,7S,10S,13R)-17-((R)-5-(4-cinnamylpiperazin-1-yl)-5-oxopentan-2-yl)-3-hydroxy--10,13-dimethylhexadecahydro-1H-cyclopenta[a]phenanthren-7-yl acetate (MS) U12b:

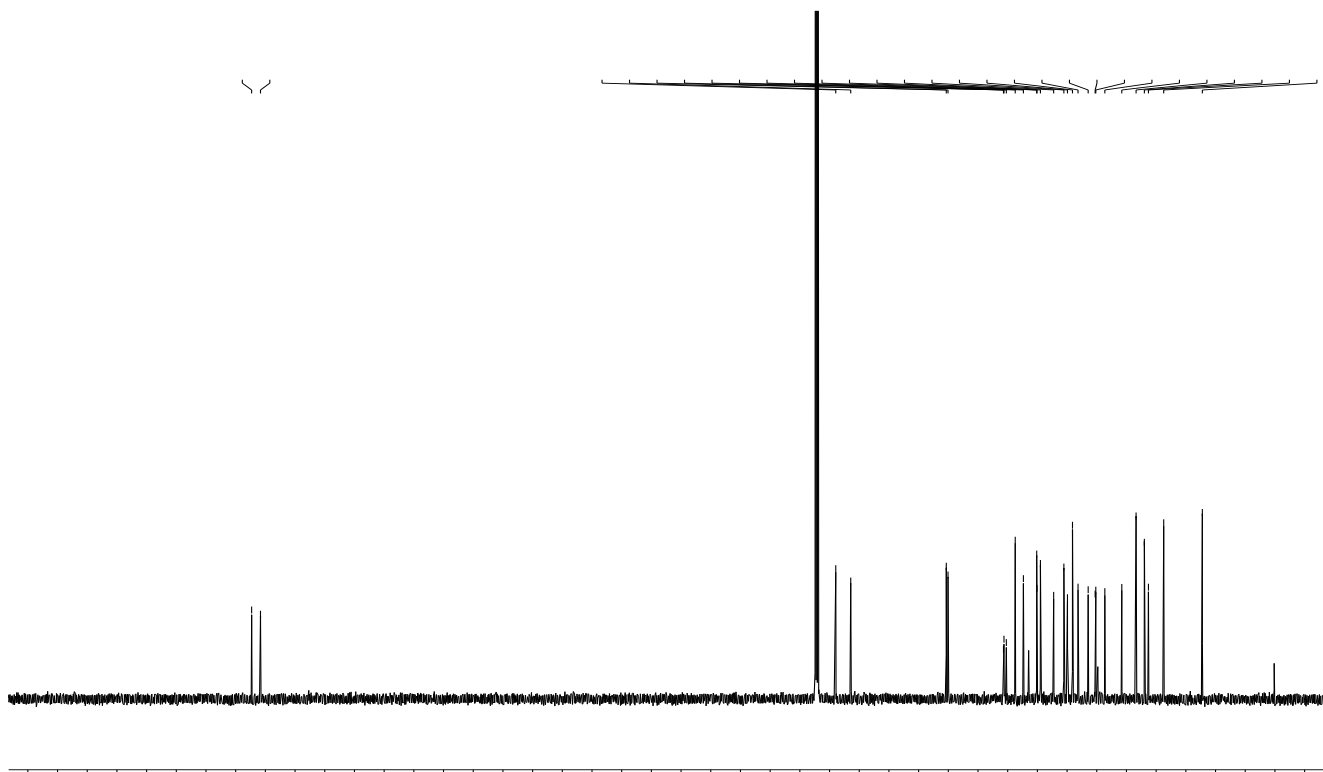
U12b #1 RT: 0.36 AV: 1 NL: 4.70E9  
T: FTMS + p ESI Full ms [100.00-1000.00]



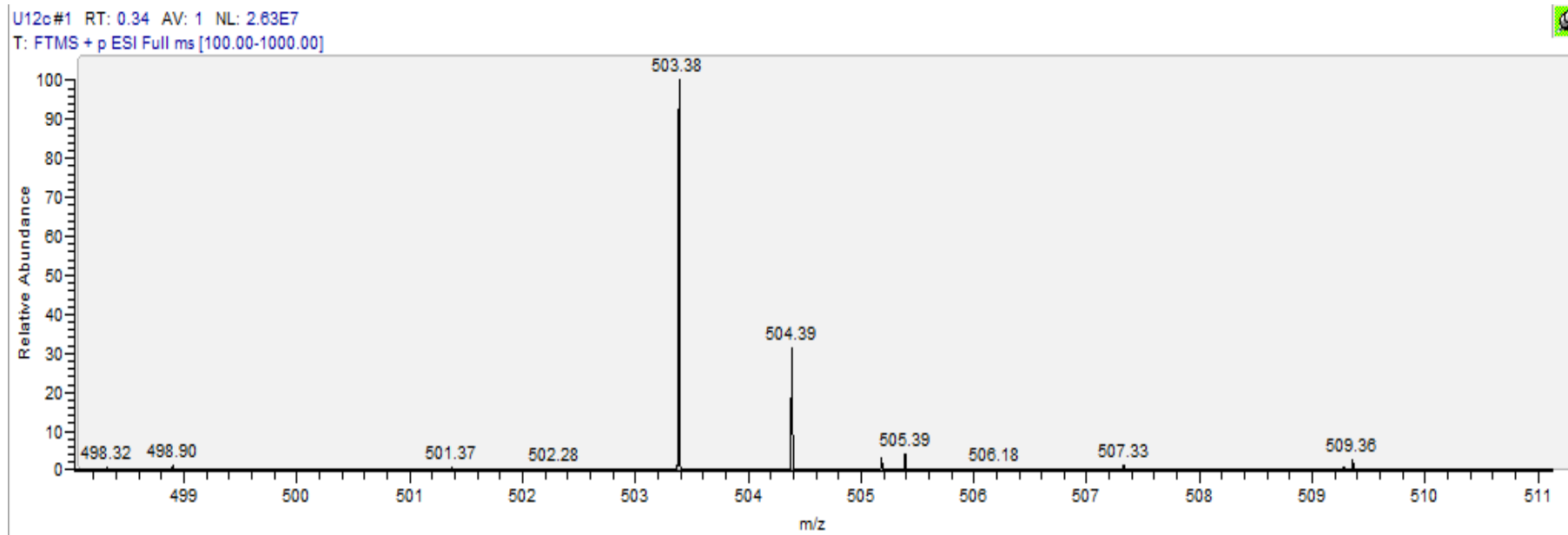
(3R,7S,10S,13R)-3-hydroxy-10,13-dimethyl-17-((R)-5-oxo-5-(piperazin-1-yl) pentan-2-yl) hexadecahydro-1H-cyclopenta[a]phenanthren-7-yl acetate (<sup>1</sup>H) U12c:



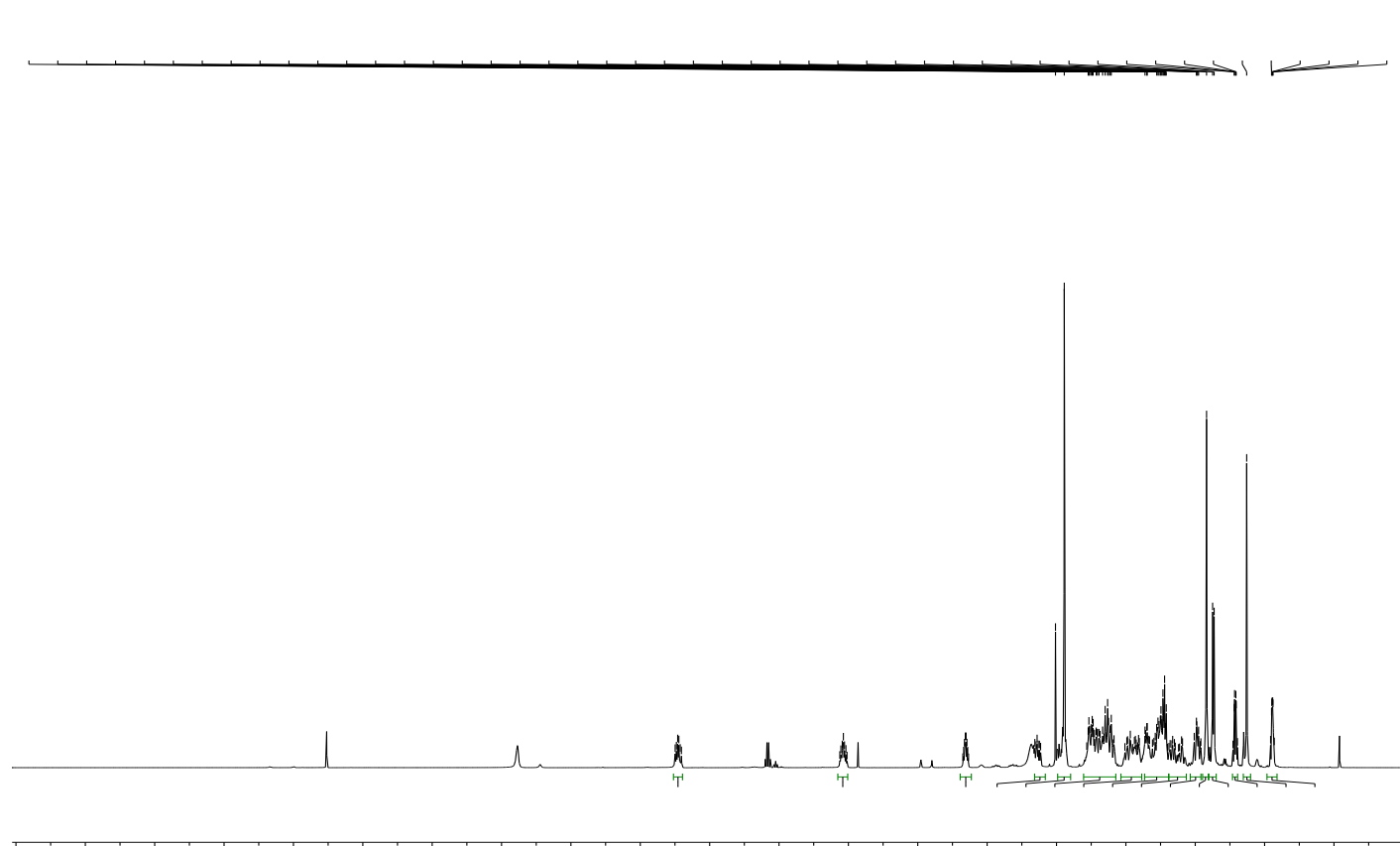
(3R,7S,10S,13R)-3-hydroxy-10,13-dimethyl-17-((R)-5-oxo-5-(piperazin-1-yl) pentan-2-yl) hexadecahydro-1H-cyclopenta[a]phenanthren-7-yl acetate ( $^{13}\text{C}$ ) U12c:



(3R,7S,10S,13R)-3-hydroxy-10,13-dimethyl-17-((R)-5-oxo-5- (piperazin-1-yl) pentan-2-yl) hexadecahydro-1H-cyclopenta[a]phenanthren-7-yl acetate (MS) U12c:

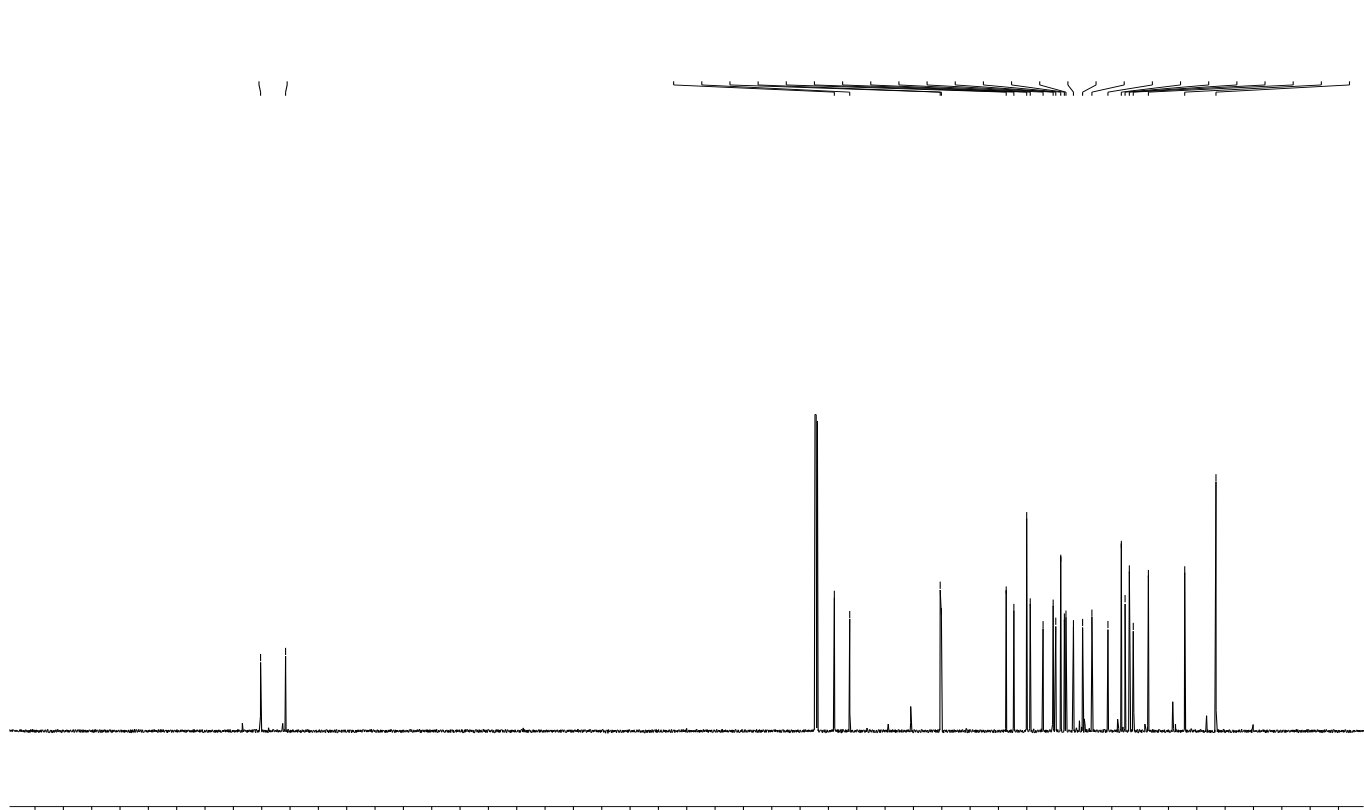


(3R,7S,10S,13R)-17-((R)-5-(cyclopropylamino)-5-oxopentan-2-yl) -3-hydroxy-10,13-dimethylhexadecahydro-1H-cyclopenta[a]phenanthren-7-yl acetate (<sup>1</sup>H) U12d:



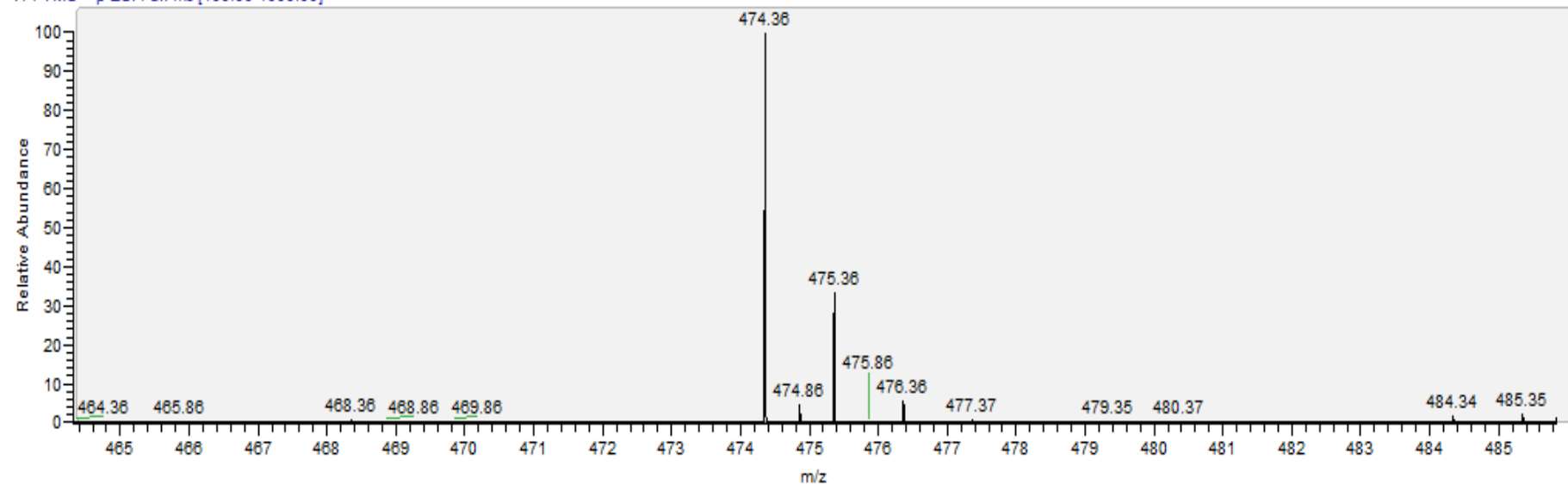


(3R,7S,10S,13R)-17-((R)-5-(cyclopropylamino)-5-oxopentan-2-yl)-3-hydroxy-10,13-dimethylhexadecahydro-1H-cyclopenta[a]phenanthren-7-yl acetate (<sup>13</sup>C) U12d:

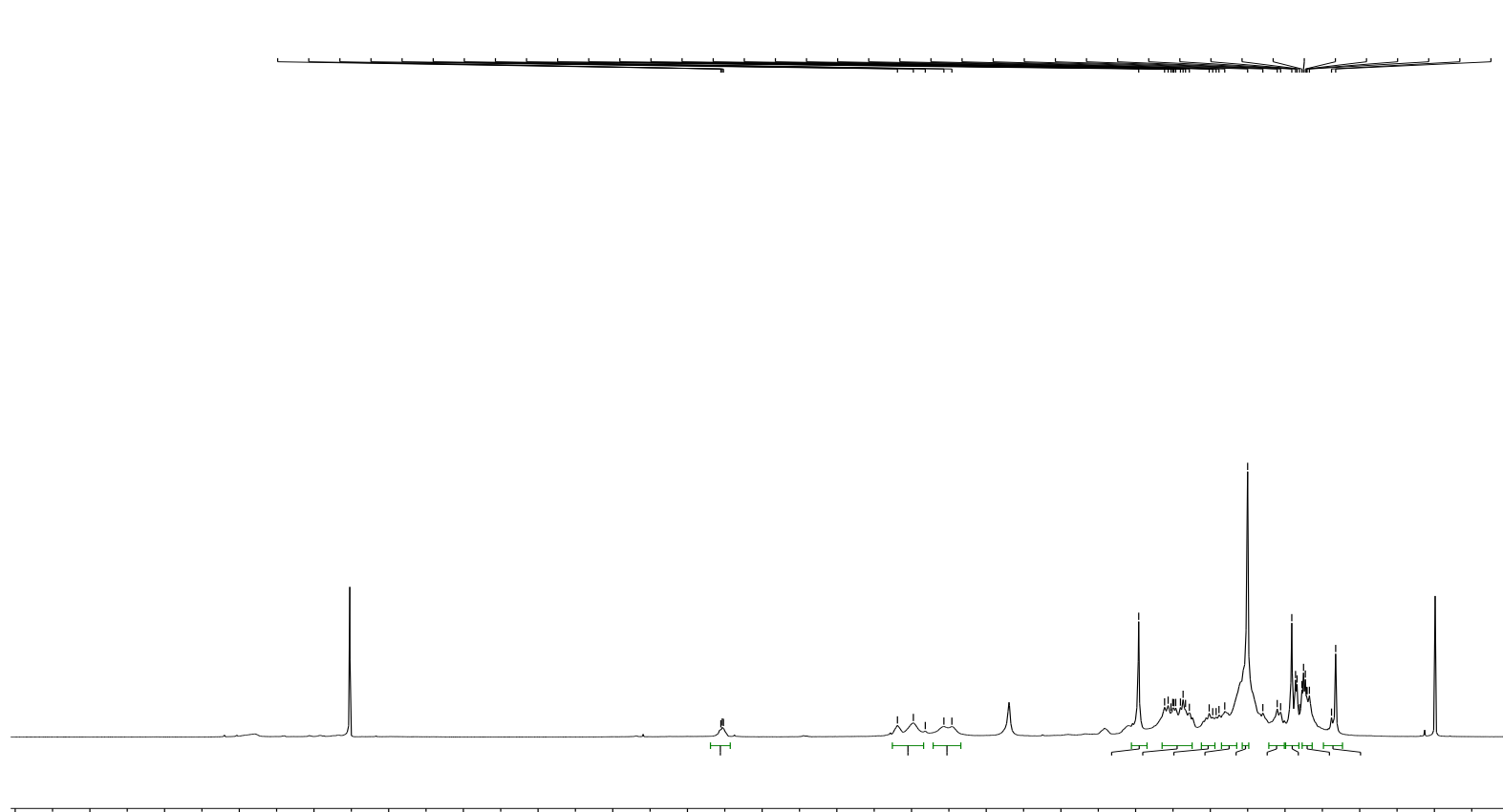


(3R,7S,10S,13R)-17-((R)-5-(cyclopropylamino)-5-oxopentan-2-yl)-3-hydroxy-10,13-dimethylhexadecahydro-1H-cyclopenta[a]phenanthren-7-yl acetate (MS) U12d:

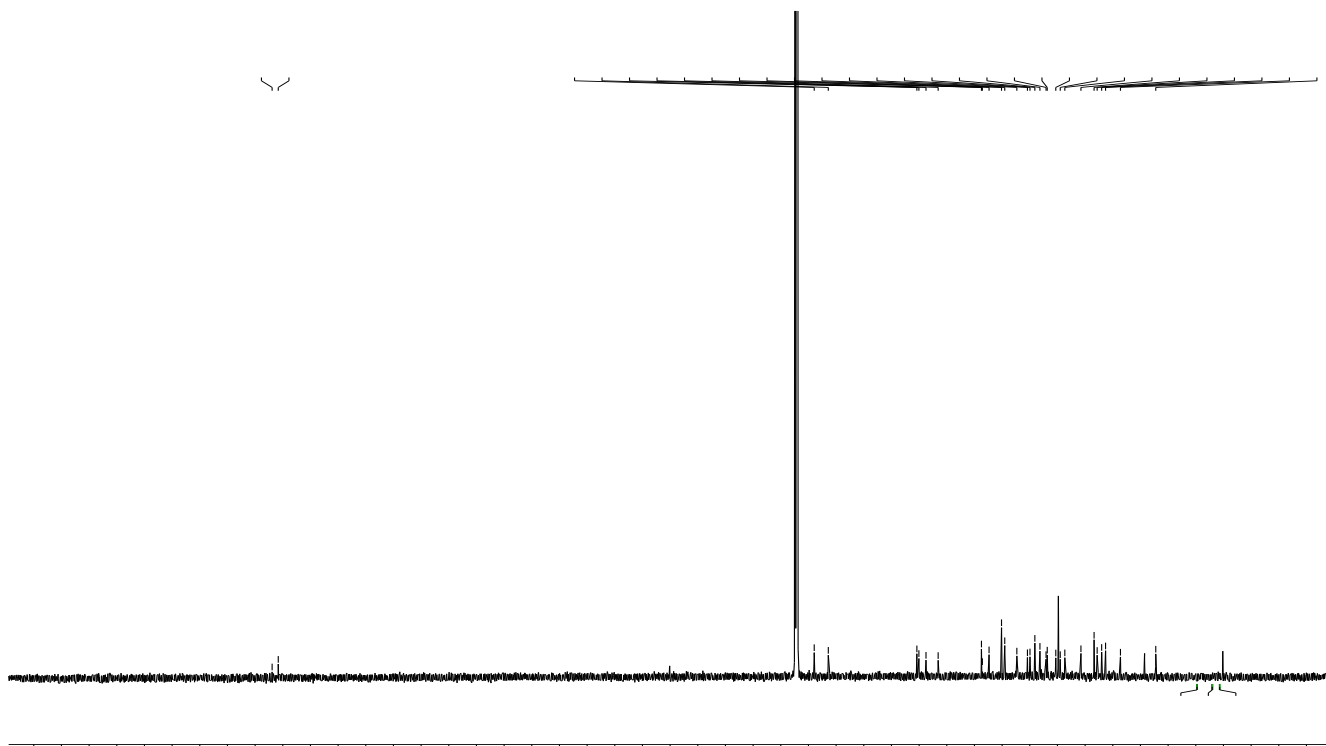
U12d #1 RT: 0.32 AV: 1 NL: 4.62E8  
T: FTMS + p ESI Full ms [100.00-1000.00]



(4R)-4-((3R,7S,10S,13R)-3,7-dihydroxy-10,13- dimethylhexadecahydro-1H-cyclopenta[a]phenanthren-17-yl)-N-(4-methylpiperazin-1-yl) pentanamide (<sup>1</sup>H) U12e:

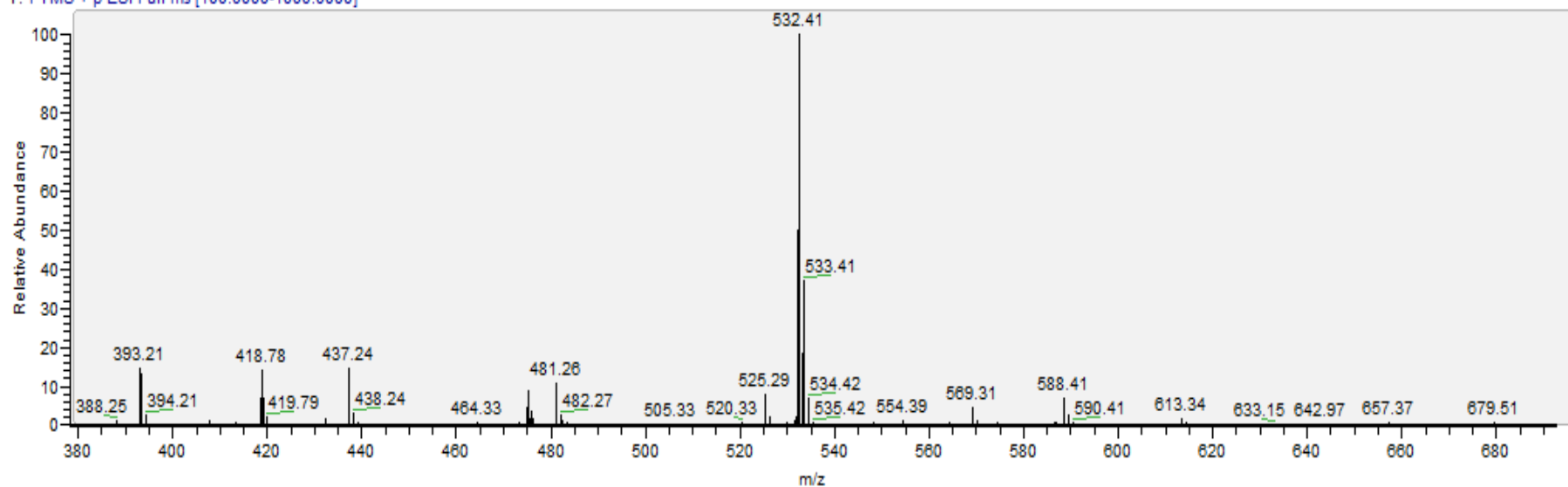


(4R)-4-((3R,7S,10S,13R)-3,7-dihydroxy-10,13- dimethylhexadecahydro-1H-cyclopenta[a]phenanthren-17-yl)-N-(4-methylpiperazin-1-yl) pentanamide ( $^{13}\text{C}$ ) U12e:

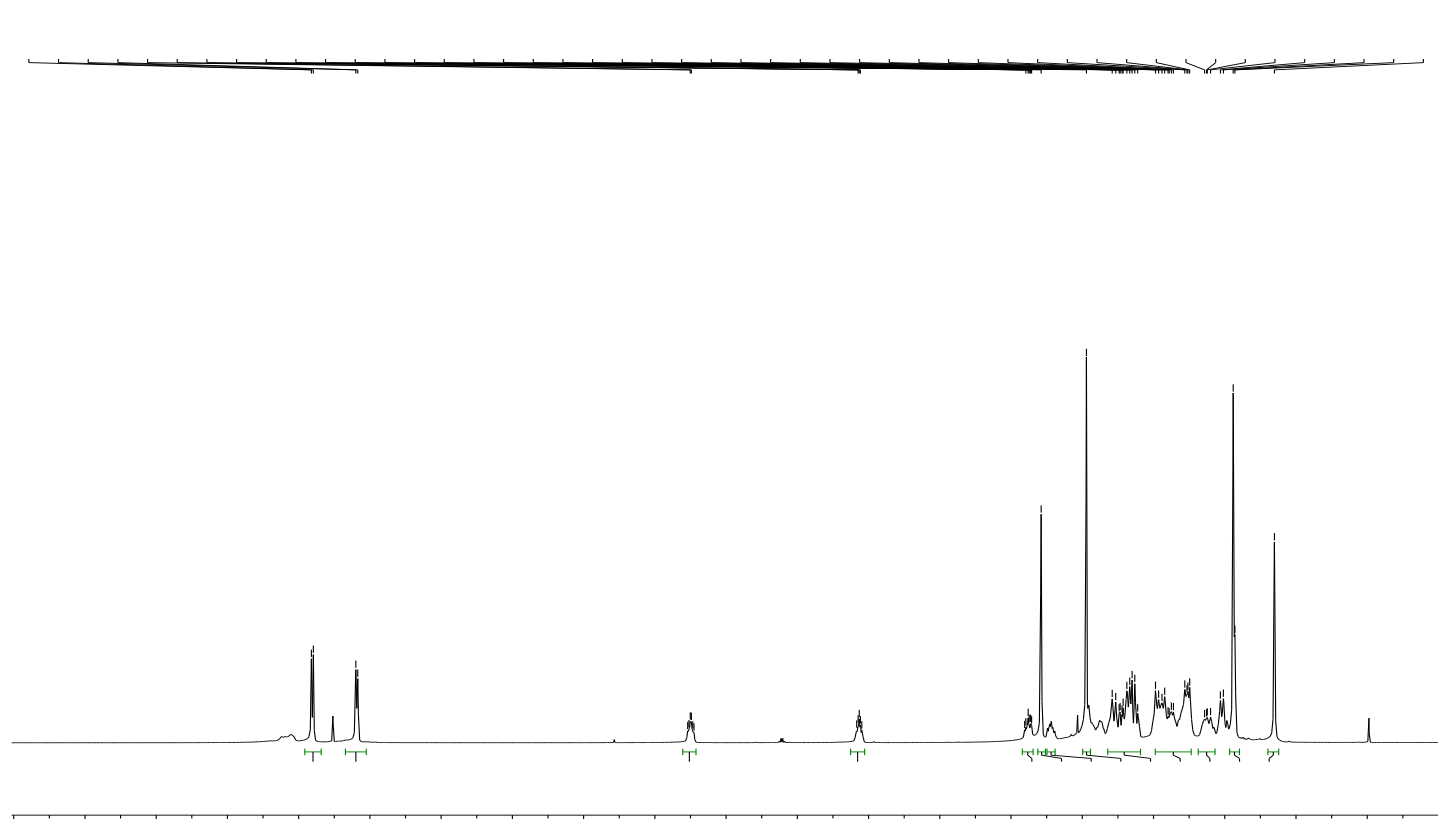


(4R)-4-(((3R,7S,10S,13R)-3,7-dihydroxy-10,13-dimethylhexadecahydro-1H-cyclopenta[a]phenanthren-17-yl)-N-(4-methylpiperazin-1-yl)pentanamide (MS) U12e:

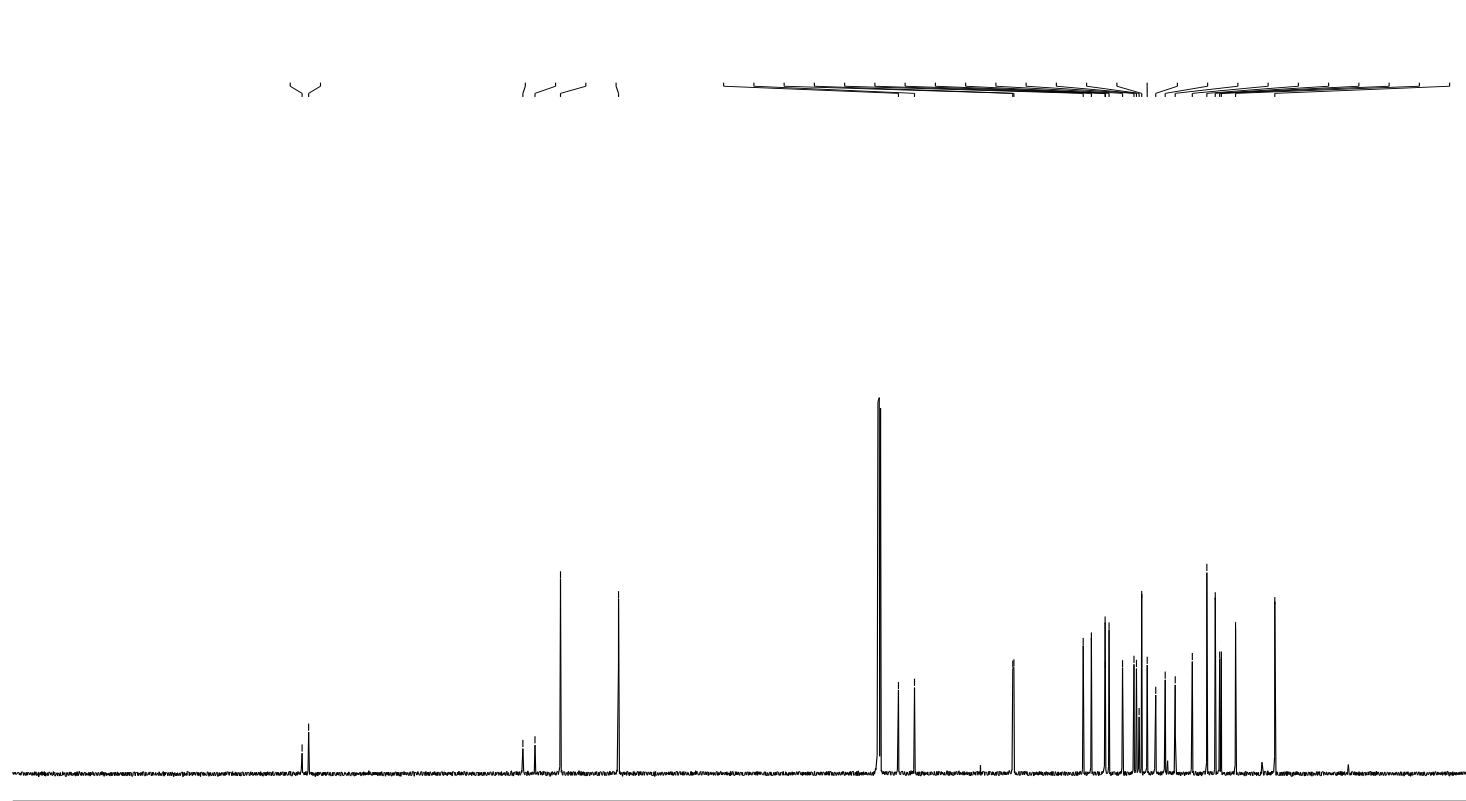
U12e #31 RT: 0.30 AV: 1 NL: 3.17E9  
T: FTMS + p ESI Full ms [100.0000-1000.0000]



(3R,7S,10S,13R)-3-hydroxy-10,13-dimethyl-17-((R)-5-oxo-5- (p-tolyl amino) pentan-2-yl) hexadecahydro-1H-cyclopenta[a]phenanthren-7-yl acetate (<sup>1</sup>H) U12f:

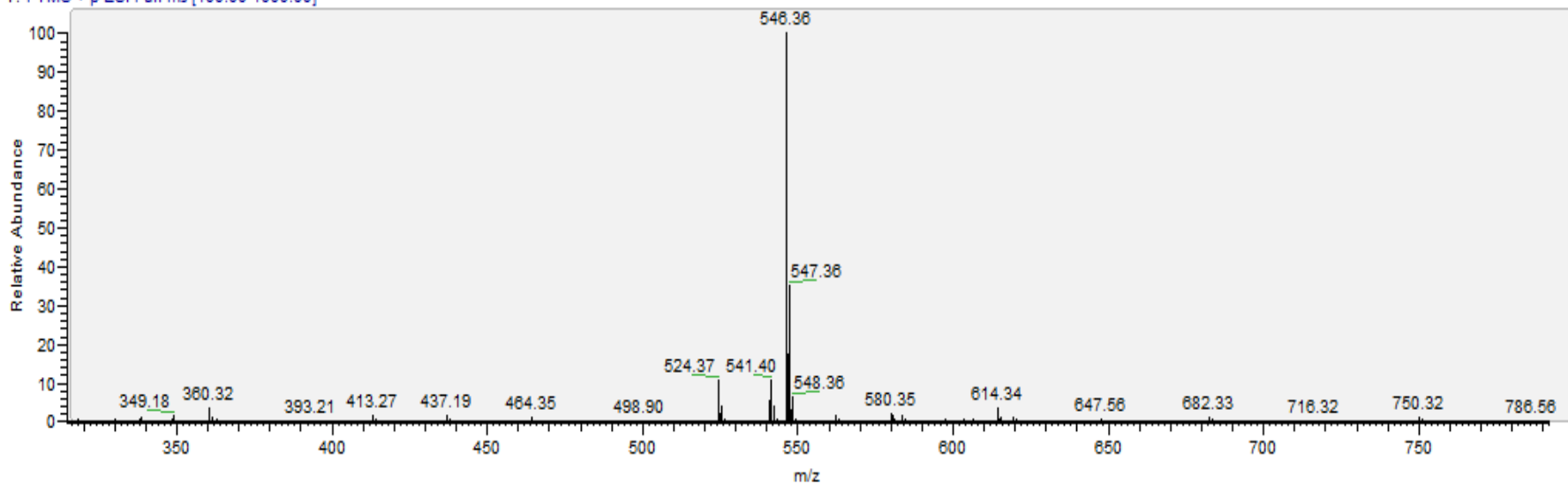


(3R,7S,10S,13R)-3-hydroxy-10,13-dimethyl-17-((R)-5-oxo-5- (p-tolyl amino) pentan-2-yl) hexadecahydro-1H-cyclopenta[a]phenanthren-7-yl acetate ( $^{13}\text{C}$ ) U12f:



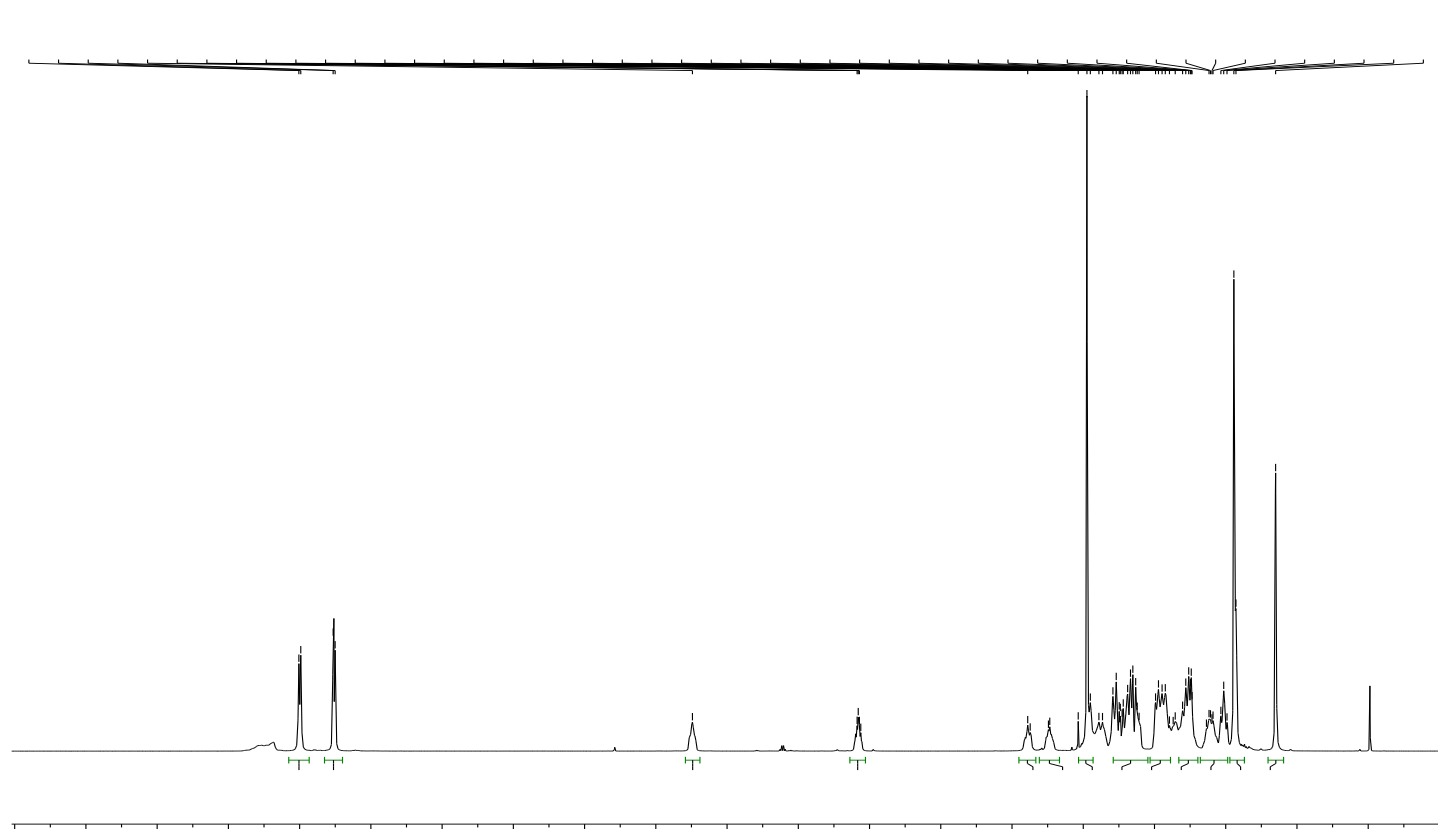
(3R,7S,10S,13R)-3-hydroxy-10,13-dimethyl-17-((R)-5-oxo-5- (p-tolyl amino) pentan-2-yl) hexadecahydro-1H-cyclopenta[a]phenanthren-7-yl acetate (MS) U12f:

U12f#1 RT: 0.39 AV: 1 NL: 1.63E8  
T: FTMS + p ESI Full ms [100.00-1000.00]

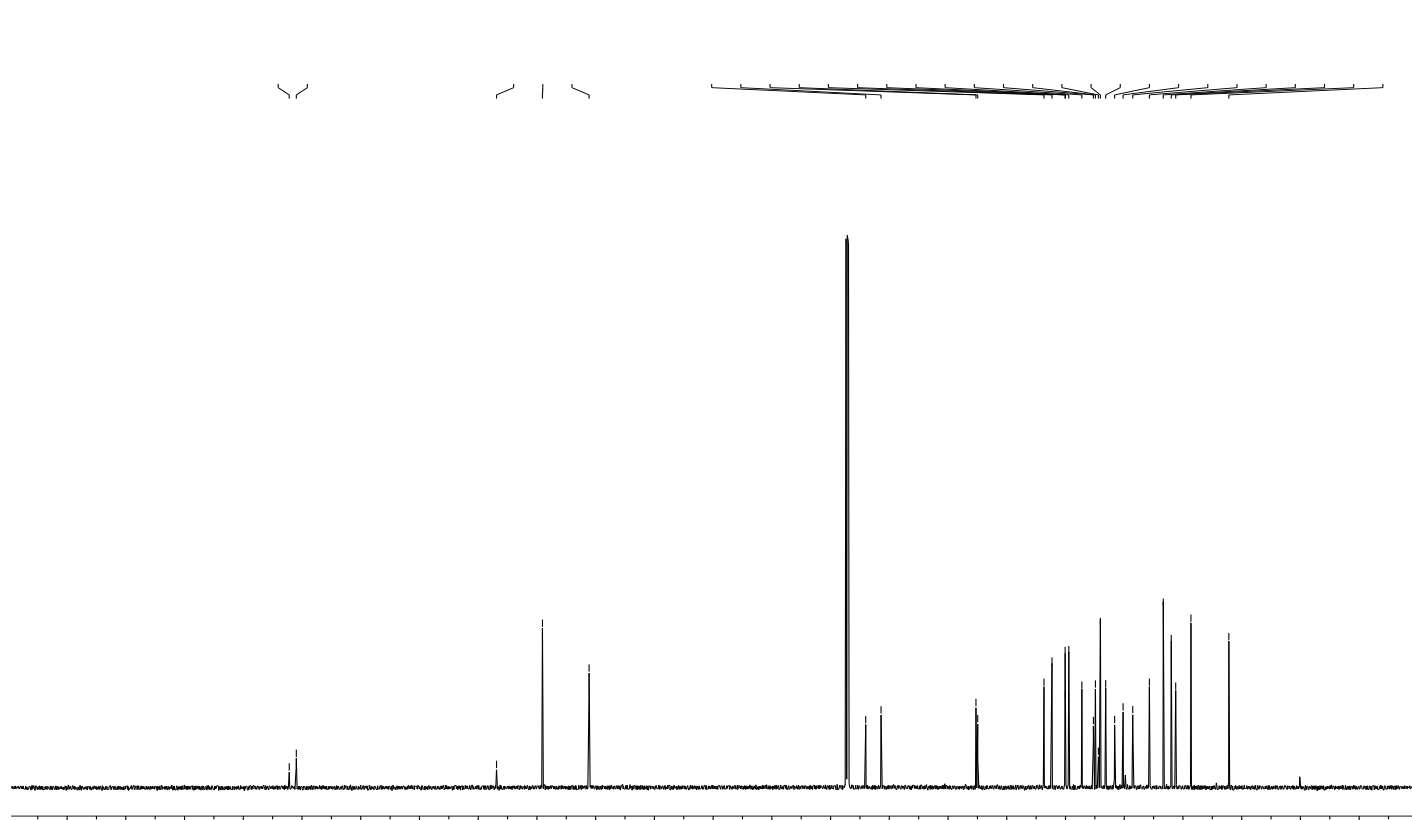




(3R,7S,10S,13R)-17-((R)-5-((4-chlorophenyl) amino)-5-oxopentan-2-yl)-3-hydroxy-10,13-dimethylhexadecahydro-1H-cyclopenta[a]phenanthren-7-yl acetate (<sup>1</sup>H) U12g:

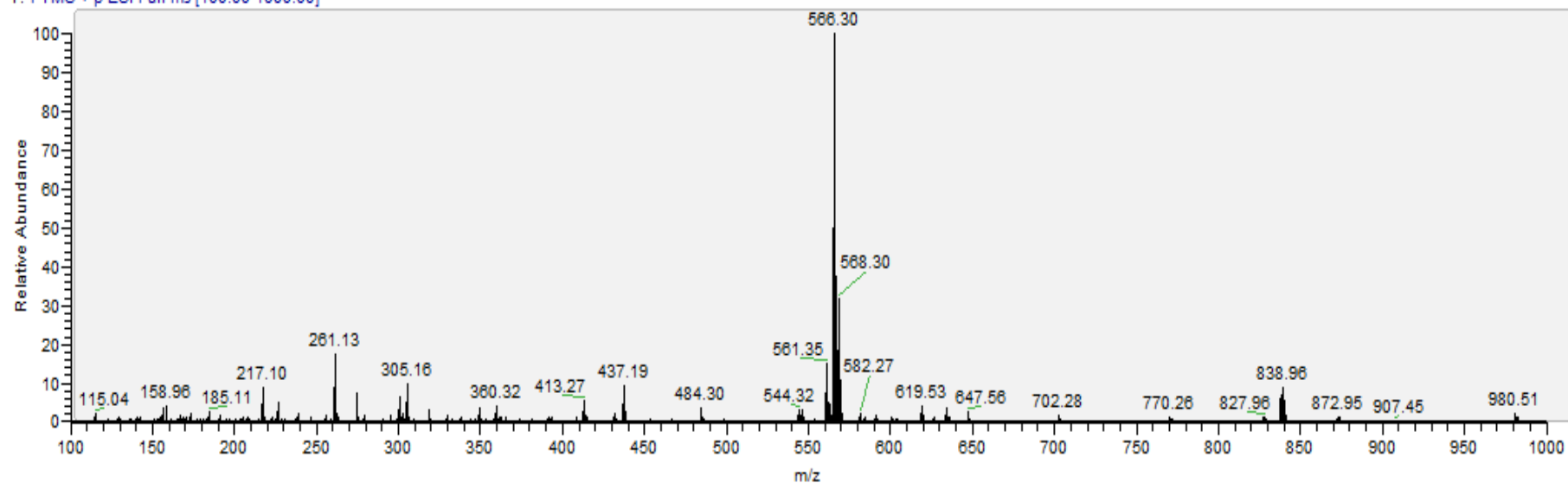


(3R,7S,10S,13R)-17-((R)-5-((4-chlorophenyl) amino)-5-oxopentan-2-yl)-3-hydroxy-10,13-dimethylhexadecahydro-1H-cyclopenta[a]phenanthren-7-yl acetate ( $^{13}\text{C}$ ) U12g:

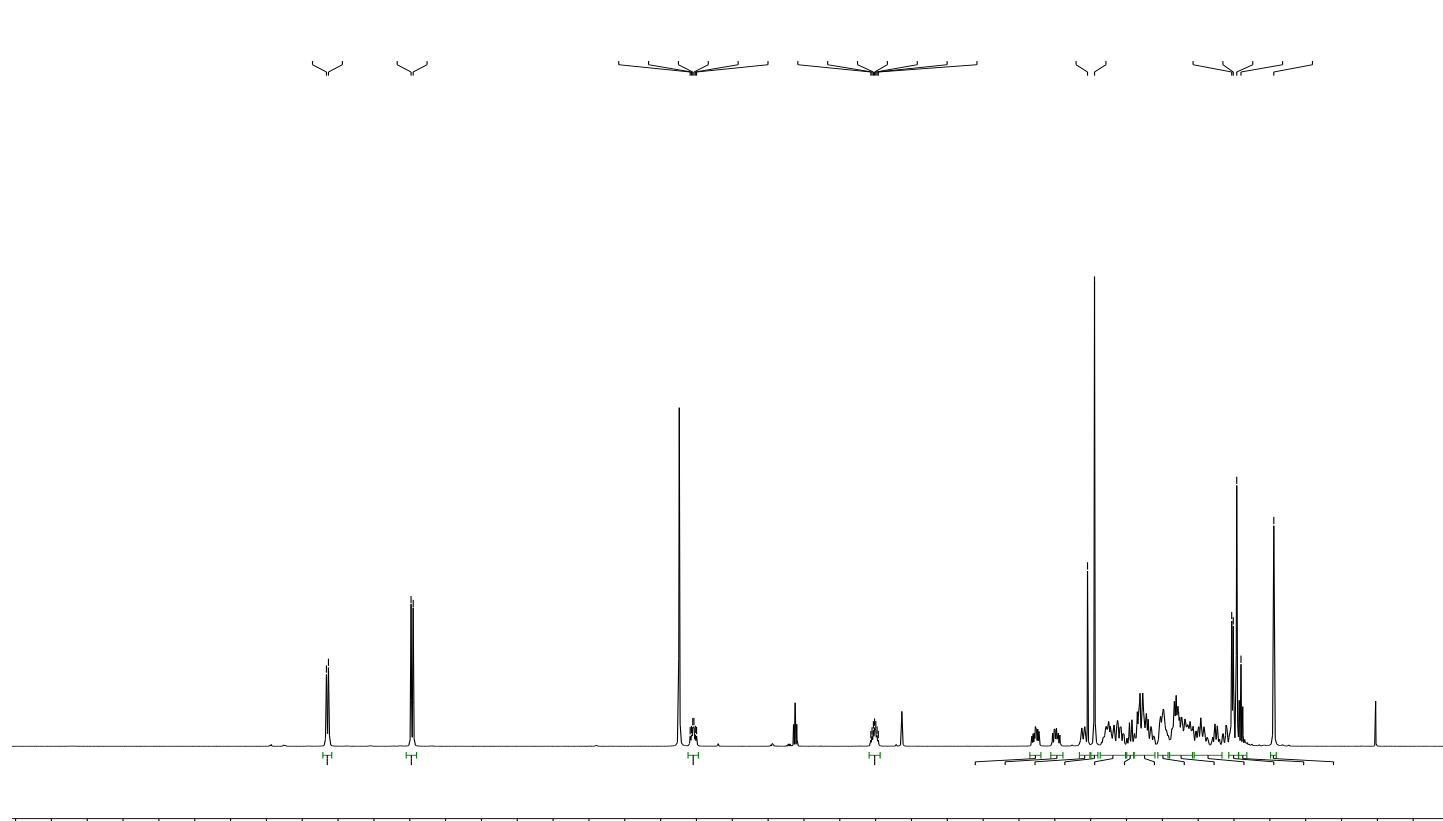


(3R,7S,10S,13R)-17-((R)-5-((4-chlorophenyl) amino)-5-oxopentan-2-yl)-3-hydroxy-10,13-dimethylhexadecahydro-1H-cyclopenta[a]phenanthren-7-yl acetate (MS) U12g:

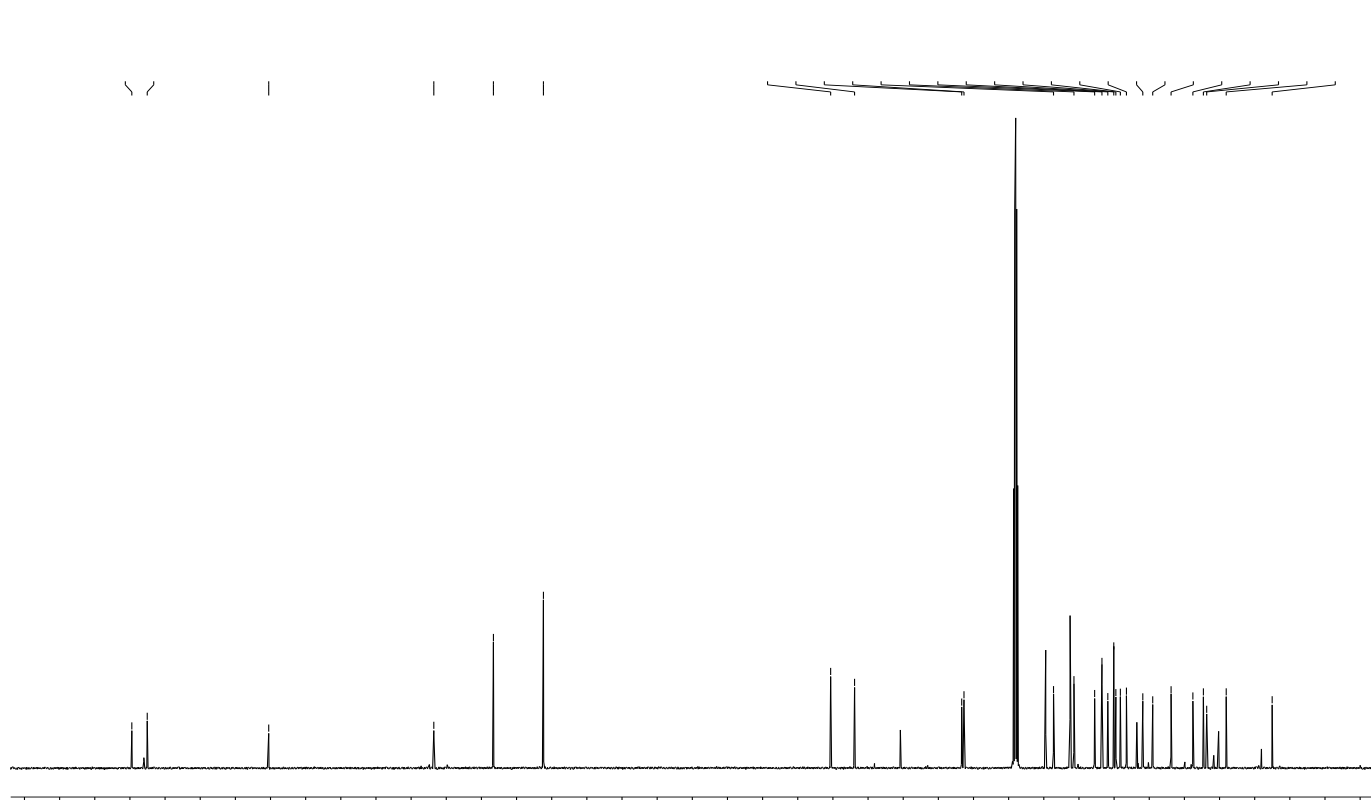
U12g #1 RT: 0.36 AV: 1 NL: 6.51E7  
T: FTMS + p ESI Full ms [100.00-1000.00]



(3R,7S,10S,13R)-3-hydroxy-17-((R)-5-((4-hydroxyphenyl) amino)-5-oxopen-tan-2-yl)-10,13-dimethylhexadecahydro-1H-cyclopenta[a]phenanthren-7-yl acetate (<sup>1</sup>H) U12h:

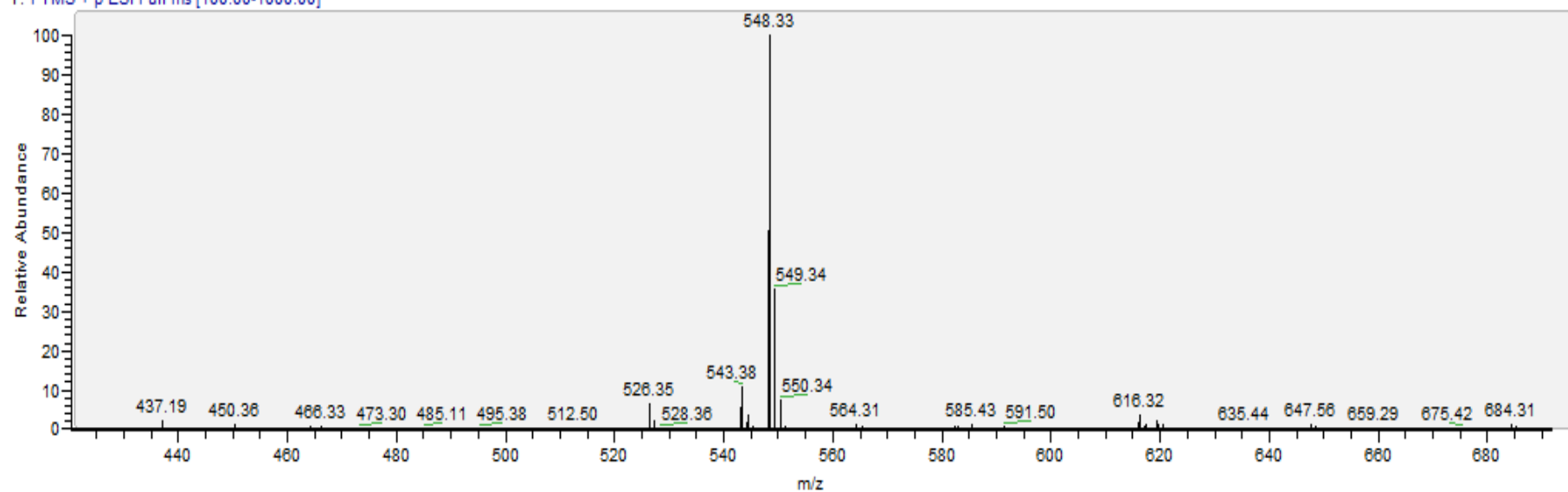


(3R,7S,10S,13R)-3-hydroxy-17-((R)-5-((4-hydroxyphenyl) amino)-5-oxopen-tan-2-yl)-10,13-dimethylhexadecahydro-1H-cyclopenta[a]phenanthren-7-yl acetate ( $^{13}\text{C}$ ) U12h:

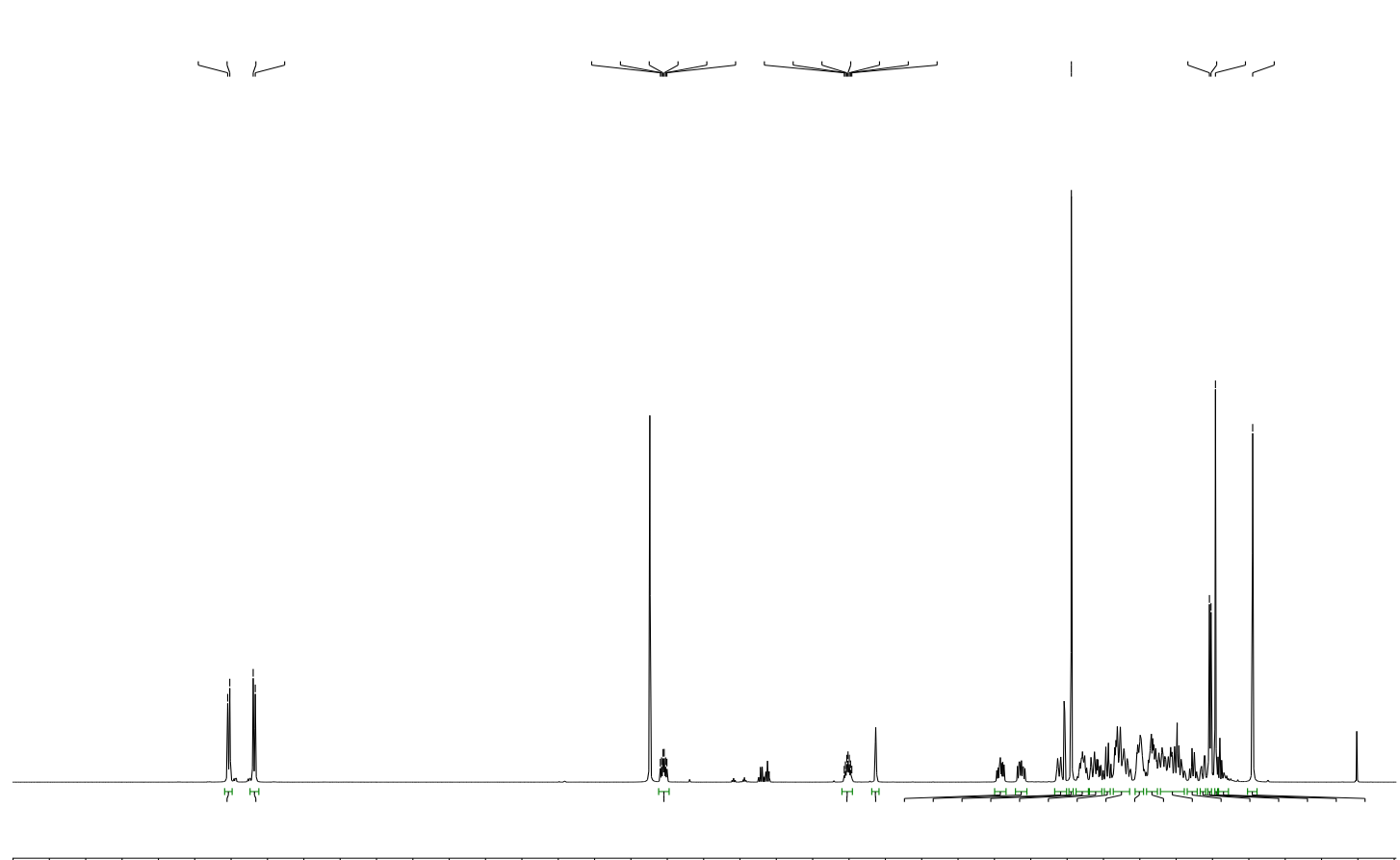


(3R,7S,10S,13R)-3-hydroxy-17-((R)-5-((4-hydroxyphenyl) amino)-5-oxopen-tan-2-yl)-10,13-dimethylhexadecahydro-1H-cyclopenta[a]phenanthren-7-yl acetate (MS) U12h:

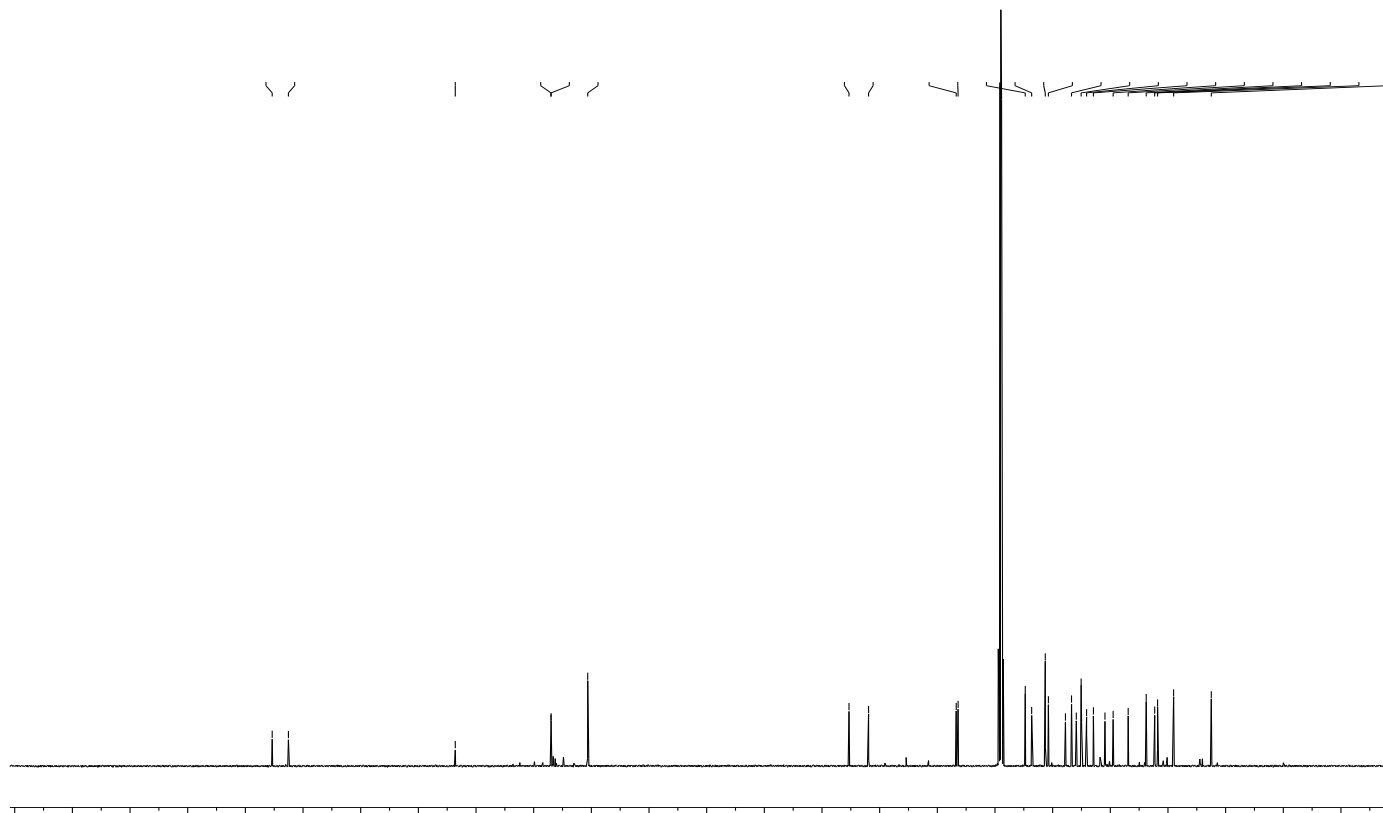
U12h #1 RT: 0.40 AV: 1 NL: 6.45E7  
T: FTMS + p ESI Full ms [100.00-1000.00]



(3R,7S,10S,13R)-3-hydroxy-10,13-dimethyl-17-((R)-5-oxo-5-((4-(trifluoro-m-ethyl) phenyl) amino) pentan-2-yl) hexadecahydro-1H-cyclopenta[a]phenanthren-7-yl acetate ( $^1\text{H}$ ) U12i:



(3R,7S,10S,13R)-3-hydroxy-10,13-dimethyl-17-((R)-5-oxo-5-((4-(trifluoro-m-ethyl) phenyl) amino) pentan-2-yl) hexadecahydro-1H-cyclopenta[a]phenanthren-7-yl acetate ( $^{13}\text{C}$ ) U12i:





(3R,7S,10S,13R)-3-hydroxy-10,13-dimethyl-17-((R)-5-oxo-5-((4-(trifluoro-m-ethyl) phenyl) amino) pentan-2-yl) hexadecahydro-1H-cyclopenta[a]phenanthren-7-yl acetate (MS) U12i:

U12i #41 RT: 0.40 AV: 1 NL: 2.43E7  
T: FTMS + p ESI Full ms [150.0000-2000.0000]

