

Supplementary Information

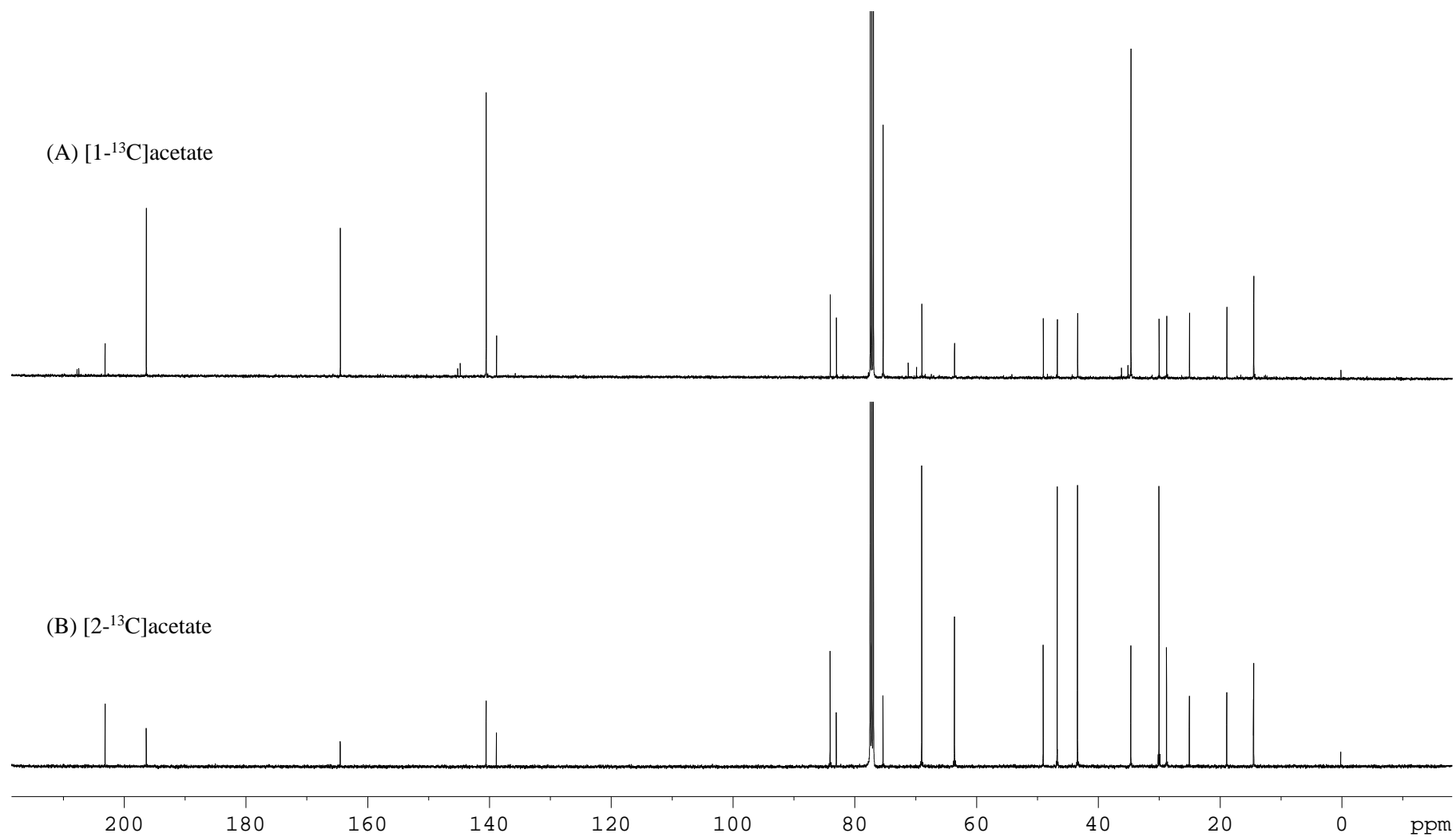


Figure S1. ^{13}C NMR spectra of 17-chloroakaeolide (**4**) labeled with $[1-^{13}\text{C}]$ acetate (**A**) and $[2-^{13}\text{C}]$ acetate (**B**) (100 MHz, CDCl_3).

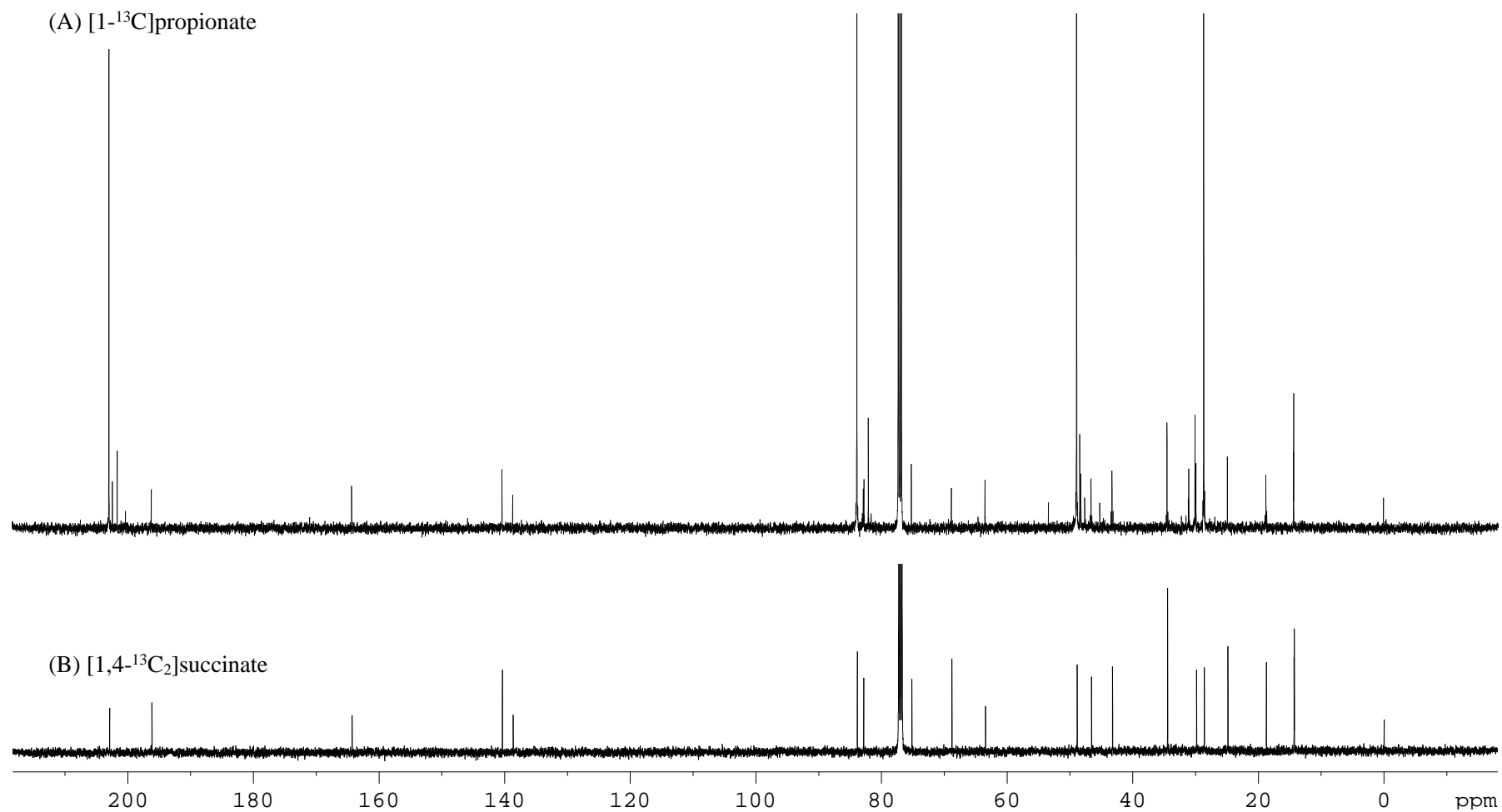


Figure S2. ^{13}C NMR spectra of 17-chloroakaeolide (**4**) labeled with $[1-^{13}\text{C}]$ propionate (**A**) and $[1,4-^{13}\text{C}_2]$ succinate (**B**) (100 MHz, CDCl_3).

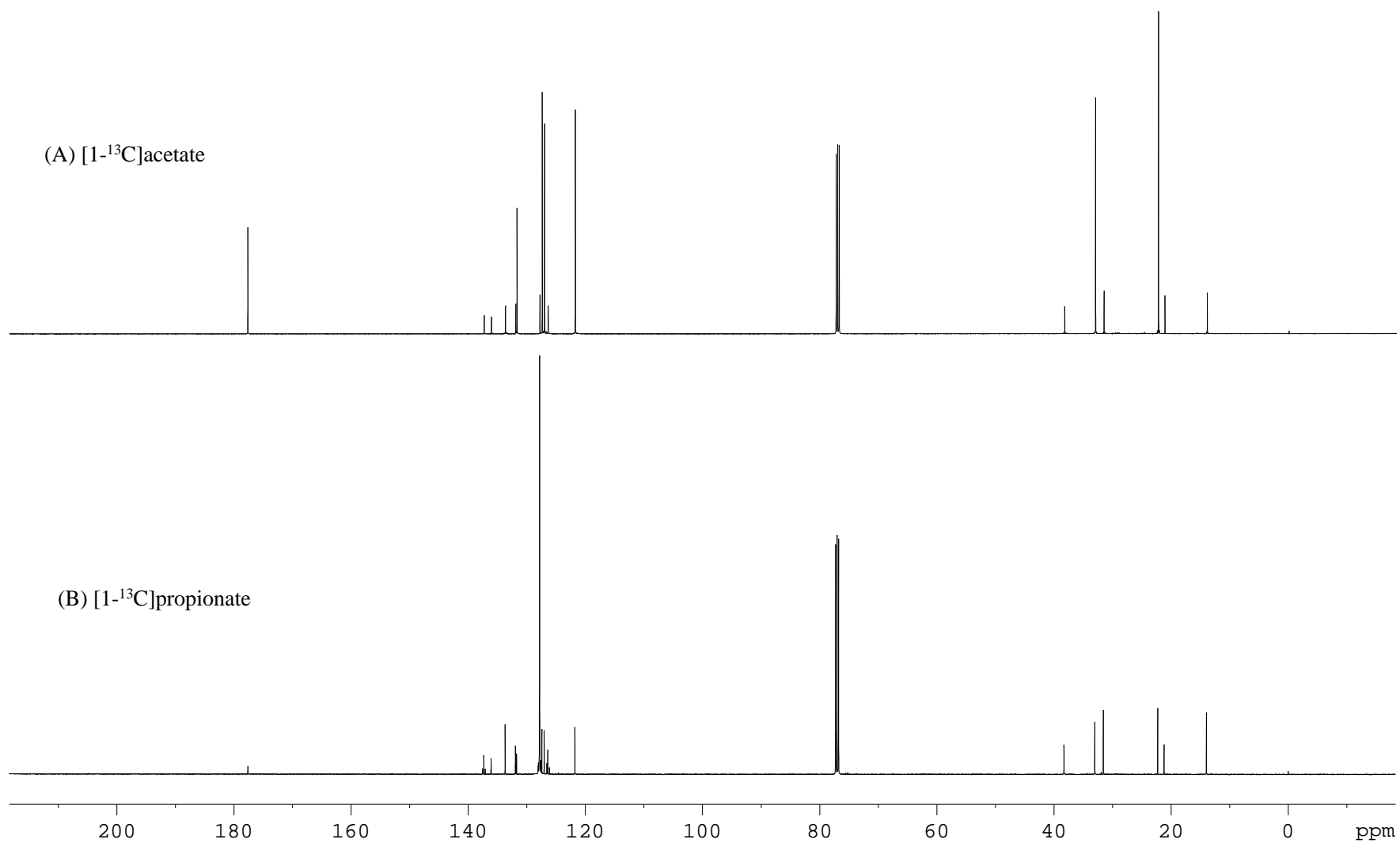


Figure S3. ^{13}C NMR spectra of lorneic acid A (**2**) labeled with [1- ^{13}C]acetate (**A**) and [1- ^{13}C]propionate (**B**) (100 MHz, CDCl_3).

Table S1. Multimodular type I PKS gene clusters in *Streptomyces* sp. NPS554 genome.

Cluster	Module	Orf **	Domain Organization ***
#1	8	1-253	KS/AT/ACP-KS/AT/DH/ER _S /KR _{B1} /ACP
		1-254	KS/AT/DH/ER _S /KR _{B1} /ACP-KS/AT/DH/KR _{B1} /ACP
		1-255	KS/AT/DH/ER _S /KR _{B1} /ACP
		1-256	KS/AT/DH/KR _{B1} /ACP-KS/AT/DH/KR _{B1} /ACP-KS/AT/DH/KR _{B1} /ACP/TE
#2	12	4-545	KS/AT/ACP-KS/AT _m /DH/KR _{B1} /ACP-KS/AT _m /KR _{B2} /ACP-KS/AT/KR _{A1} /ACP-KS/AT _m /DH/KR _{B1} /ACP
		4-544	KS/AT _m /DH/KR _{B1} /ACP-KS/AT _m /DH/ER _R /KR _{B1} /ACP-KS/AT/DH/KR _{B1} /ACP
		4-543	KS/AT _m /DH/KR _{B1} /ACP-KS/AT _m /KR _{B1} /ACP
		4-542	KS/AT/ACP-KS/AT _m /DH/KR _{B1} /ACP/TE
#3	3	5-51	KS/AT/ACP-KS/AT/KR _{B1} /ACP
		5-52	KS/AT _m /DH/KR _{B1} /ACP/TE
#4	2	5-363	KS/AT _m /ACP-KR _?
		5-364	KS/AT _x
		5-365	ACP
#5	17	8-406	KS/AT _m /ACP-KS/AT _m /DH/ER _R /KR _{B1} /ACP-KS/AT/DH/KR _{B1} /ACP
		8-407	KS/AT/DH/KR _{B1} /ACP-KS/AT/DH/KR _? /ACP-KS/AT/KR _? /ACP-KS/AT/KR _{A1} /ACP
		8-408	KS/AT/KR _? /ACP-KS/AT/KR _{A1} /ACP-KS/AT/KR _{A1} /ACP-KS/AT/KR _{A1} /ACP-KS/AT/KR _{A1} /ACP-KS/AT/DH/KR _{B1} /ACP
		8-409	KS/AT/DH/KR _{B1} /ACP-KS/AT/DH/KR _{B1} /ACP-KS/AT/DH/KR _{B1} /ACP-KS/AT/DH/KR _{B1} /ACP/TE
#6	8	8-520	KS/AT/ACP-KS/AT _m /DH/KR _{B1} /ACP-KS/AT _m /DH/ER _S /KR _{B1} /ACP
		8-521	KS/AT/DH/KR _{B1} /ACP-KS/AT _m /DH/KR _{B1} /ACP
		8-522	KS/AT/ACP-KS/AT _p /DH/KR _{B1} /ACP
		8-523	KS/AT/ACP/TE
#7	5	9-219	KS/AT _m /ACP-KS/AT _x /DH/KR _{B1} /ACP
		9-220	KS/AT/KR _? /ACP
		9-221	KS/KR _? /ACP-KS/AT _m /KR _? /ACP

Table S1. Cont.

		13-34	KS/AT _m /ACP-KS/AT _m /DH/ER _R /KR _{B1} /ACP
		13-31	KS/AT/DH/ER _S /KR _{B1} /ACP
		13-30	KS/AT _m /KR _{A2} /ACP
#8	9	13-29	KS/AT _m /DH/ER _S /KR _{B1} /ACP-KS/AT _m /KR _{A1} /ACP-KS/AT/KR _{A1} /ACP
		13-28	KS/AT _m /KR _{B2} /ACP
		13-27	KS/AT _m /KR _{B1} /ACP-KS/AT/DH/ER _R /KR _{B1} /ACP
		13-25	KS/AT _m /KR _{B2} /ACP-KS
		5-1	KS/AT/DH/ER/KR/ACP-KS/AT/KR/ACP-KS/AT _m /KR/ACP-KS/AT/DH/KR/ACP
		5-2	KS/AT/DH/KR/ACP-KS/AT/DH/KR/ACP-KS/AT/DH/ER/KR/ACP-KS/AT/DH/ER/KR/ACP KS/AT/DH/KR/ACP
#9 *	>13	5-3	KS/AT/KR/ACP KS/AT _x /DH/ACP
		5-4	KS/AT _m /DH/ER/KR/ACP
		5-5	KS/AT _m /DH/ER/KR/ACP/TE
		5-412	ACP-KS/AT/KR/ACP-KS/AT/KR/ACP-KS/AT/DH/KR/ACP KS/AT/DH/KR/ACP
		5-411	KS/AT/KR/ACP-KS/AT _m /KR/ACP-KS/AT/KR/ACP-KS/AT/KR/ACP/TE
#10 *	>17	5-409	KS/AT/DH/ER/KR/ACP-KS/AT _x /KR/ACP-KS/AT _m /DH/KR/ACP
		5-408	KS/AT/KR/ACP
		5-407	KS/AT/KR/ACP-KS/AT/KR/ACP-KS/AT/KR/ACP-KS/AT/DH/KR/ACP-KS/AT/DH/KR/ACP
#11 *	>3	13-1	KS/AT/ACP-KS/AT/DH/ER/KR/ACP-KS/AT/DH/KR/ACP-
		14-1	AT _m /DH/KR/ACP-KS/AT _m /KR/ACP-KS/AT/DH/ER/KR/ACP-KS/AT _m /DH/KR/ACP-KS/AT/KR/ACP-KS/AT/KR/ACP
#12 *	>19	14-2	KS/AT _m /DH/ER/KR/ACP-KS/AT _m /KR/ACP-KS/AT/KR/ACP-KS/AT/KR/ACP-KS/AT _m /DH/KR/ACP-KS/AT/KR/ACP
		14-3	KS/AT/KR/ACP-KS/AT/DH/KR/ACP-KS/AT/DH/KR/ACP-KS/AT/DH/KR/ACP-KS/AT/DH/KR/ACP-KS/AT/KR/ACP-KS/AT/KR/ACP

PKS gene clusters only with a single PKS module and short PKS gene fragments are not included. * #9 to #12, partial, probably divided into multiple scaffolds; might be joined to form one cluster. ** scaffold numbers are shown before hyphen in the orf numbers. KS, ketosynthase domain; AT, acyltransferase domain for malonyl-CoA; AT_m, AT for methylmalonyl-CoA; AT_p, AT for propylmalonyl-CoA; AT_x, AT whose substrate is unpredictable; DH, dehydratase domain; ER, enoylreductatse domain; KR, ketoreductase domain; ACP, acyl carrier protein domain; TE, thioesterase domain. *** KR is classified into A1-, A2-, B1-, B2-, C1-, C2-type, or unknown (?) based on KR fingerprints [16]. ER is classified into *R*- or *S*-type [17].