

Supplementary Information

Clogging the Ubiquitin-Proteasome Machinery with Marine Natural Products: Last Decade Update

Gerardo Della Sala ¹, Francesca Agriesti ¹, Carmela Mazzoccoli ¹, Tiziana Tataranni ¹, Valeria Costantino ^{2,*}, and Claudia Piccoli ^{1,3,*}

¹ Laboratory of Pre-Clinical and Translational Research, IRCCS-CROB, Referral Cancer Center of Basilicata, 85028 Rionero in Vulture, Italy; gerardo.dellasala@crob.it (G.D.S.); francesca.agriesti@crob.it (F.A.); carmela.mazzoccoli@crob.it (C.M.), tiziana.tataranni@crob.it (T.T.)

² The NeaNat Group, Department of Pharmacy, University of Naples Federico II, via D. Montesano 49, 80131 Napoli, Italy

³ Department of Clinical and Experimental Medicine, University of Foggia, via L. Pinto c/o OO.RR., 71100 Foggia, Italy

* Correspondence: valeria.costantino@unina.it (V.C.); claudia.piccoli@unifg.it (C.P.); Tel.: +39-081-678-504 (V.C.); +39-0881-588-060 (C.P.)

Table of contents:

Figure S1. Salinosporamide A and synthetic analogues with altered C-2 and C-5 substituents	p.2
Figure S2. Petrosaspongiolide M and benzothiophenyl synthetic analogues	p.2
Figure S3. Largazole and synthetic analogues	p.3

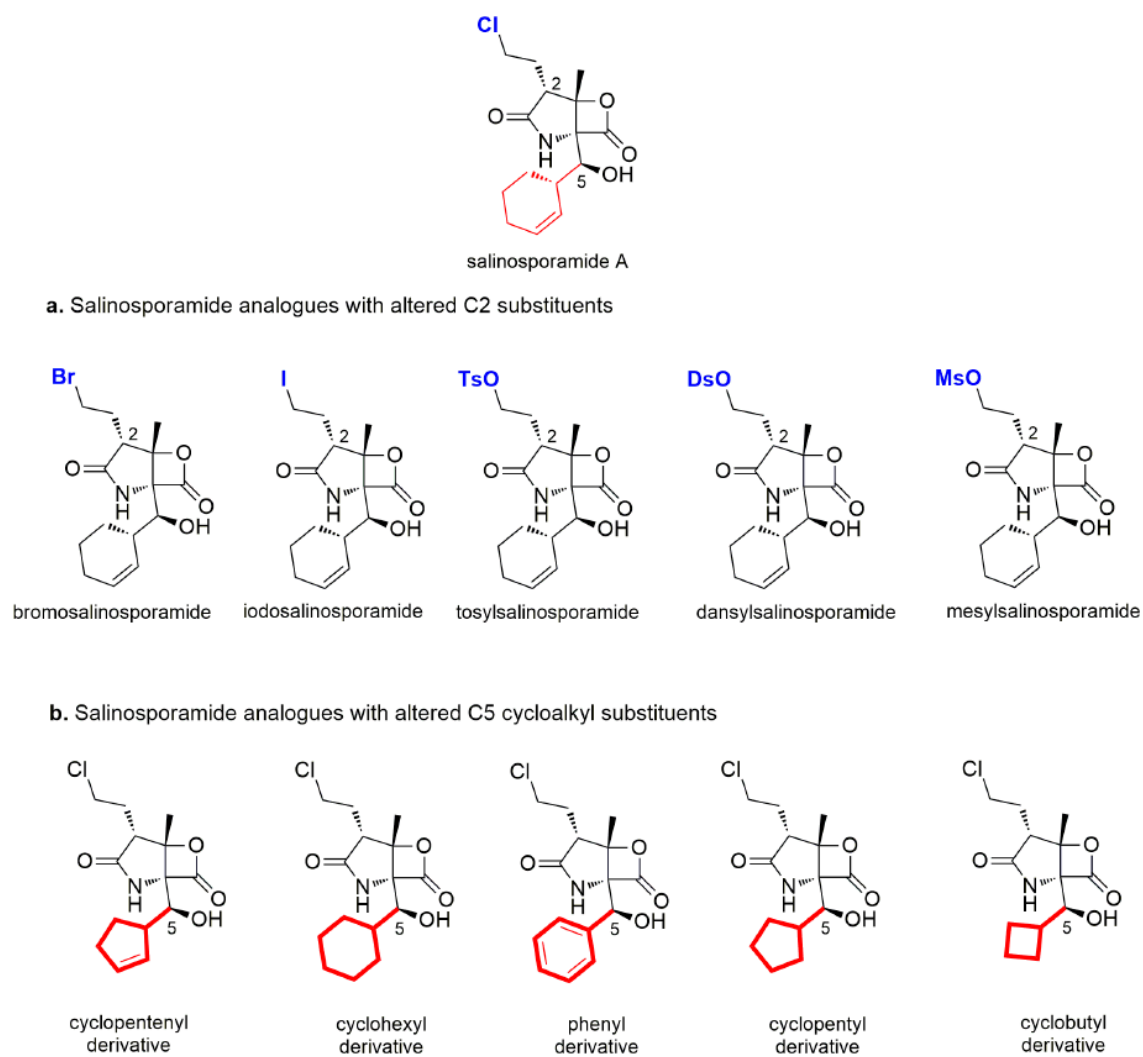


Figure S1. Salinosporamide A and synthetic analogues with altered C-2 and C-5 substituents.

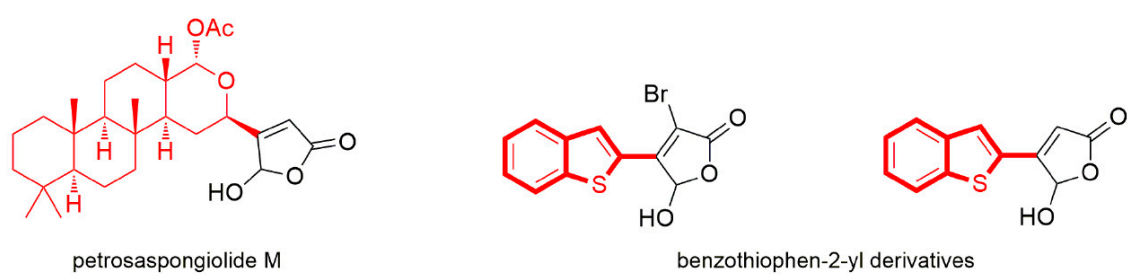


Figure S2. Petrosaspongiolide M and benzothiophenyl synthetic analogues.

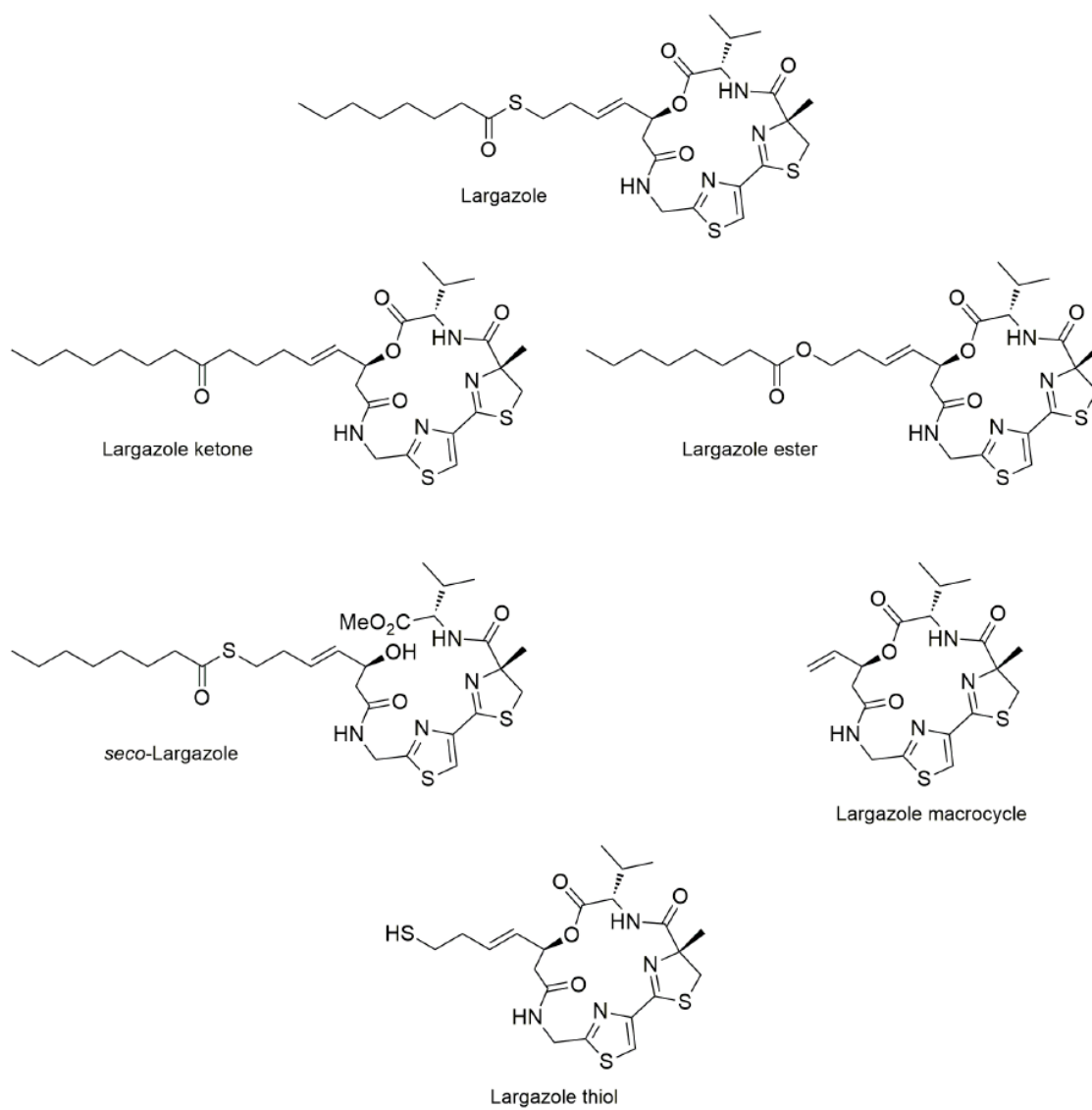


Figure S3. Largazole and synthetic analogues.