

Supplementary Materials

Alginate Oligosaccharides Affect Mechanical Properties and Antifungal Activity of Alginate Buccal Films with Posaconazole

Marta Szekalska ^{1,*}, Magdalena Wróblewska ¹, Monika Trofimiuk ¹, Anna Basa ² and Katarzyna Winnicka ^{1,*}

¹ Department of Pharmaceutical Technology, Medical University of Białystok, Mickiewicza 2C, 15-222 Białystok, Poland; magdalena.wroblewska@umb.edu.pl (M.W.); monikam@umb.edu.pl (M.T.)

² Institute of Chemistry, University of Białystok, Ciołkowskiego 1K, 15-245 Białystok, Poland

* Correspondence: marta.szekalska@umb.edu.pl (M.S.); kwin@umb.edu.pl (K.W.); Tel.: +48-85-748-5616 (M.S.)

Placebo Films Preparation by the Solvent-Casting Method

The films formulation S1-S9 were prepared by poured mixtures containing different concentrations of sodium alginate (ALG) and glycerol (used as plasticizer) into plexiglass moulds with the surface 14 × 14 cm and dried at 37 ± 1°C for 24 h. After drying, films were cut into pieces of 2 × 3 cm.

Placebo Films Preparation by the Freeze-Thaw Method

The films formulation F1-F9 were prepared according to the point 3.2.1 in the Article.

Table S1. Composition of designed alginate (ALG) films obtained by the solvent-casting (formulations S1-S9) and freeze-thaw (formulations F1-F9) method.

Formulation	ALG (g)	Glycerol (g)	Purified water (up to; g)	Thickness (µm)
Films obtained by the solvent-casting method				
S1	1	-	100	13.9±2.3
S2	1	0.3	100	16.5±3.5
S3	1	0.6	100	18.9±3.5
S4	2	-	100	29.8±3.3
S5	2	0.3	100	44.3±2.8
S6	2	0.6	100	63.3±7.1
S7	3	-	100	73.6±6.9
S8	3	0.3	100	80.7±6.9
S9	3	0.6	100	94.1±1.4
Films obtained by the freeze-thaw method				
F1	1	-	100	26.2±9.5
F2	1	0.3	100	26.5±6.5
F3	1	0.6	100	27.2±5.5
F4	2	-	100	37.3±5.5
F5	2	0.3	100	43.4±6.5
F6	2	0.6	100	58.8±6.7
F7	3	-	100	64.6±7.3
F8	3	0.3	100	70.6±4.2
F9	3	0.6	100	90.2±7.4

Mechanical properties

Mechanical properties (expressed by tensile strength) were examined according to the point 3.3.6. in the Article.

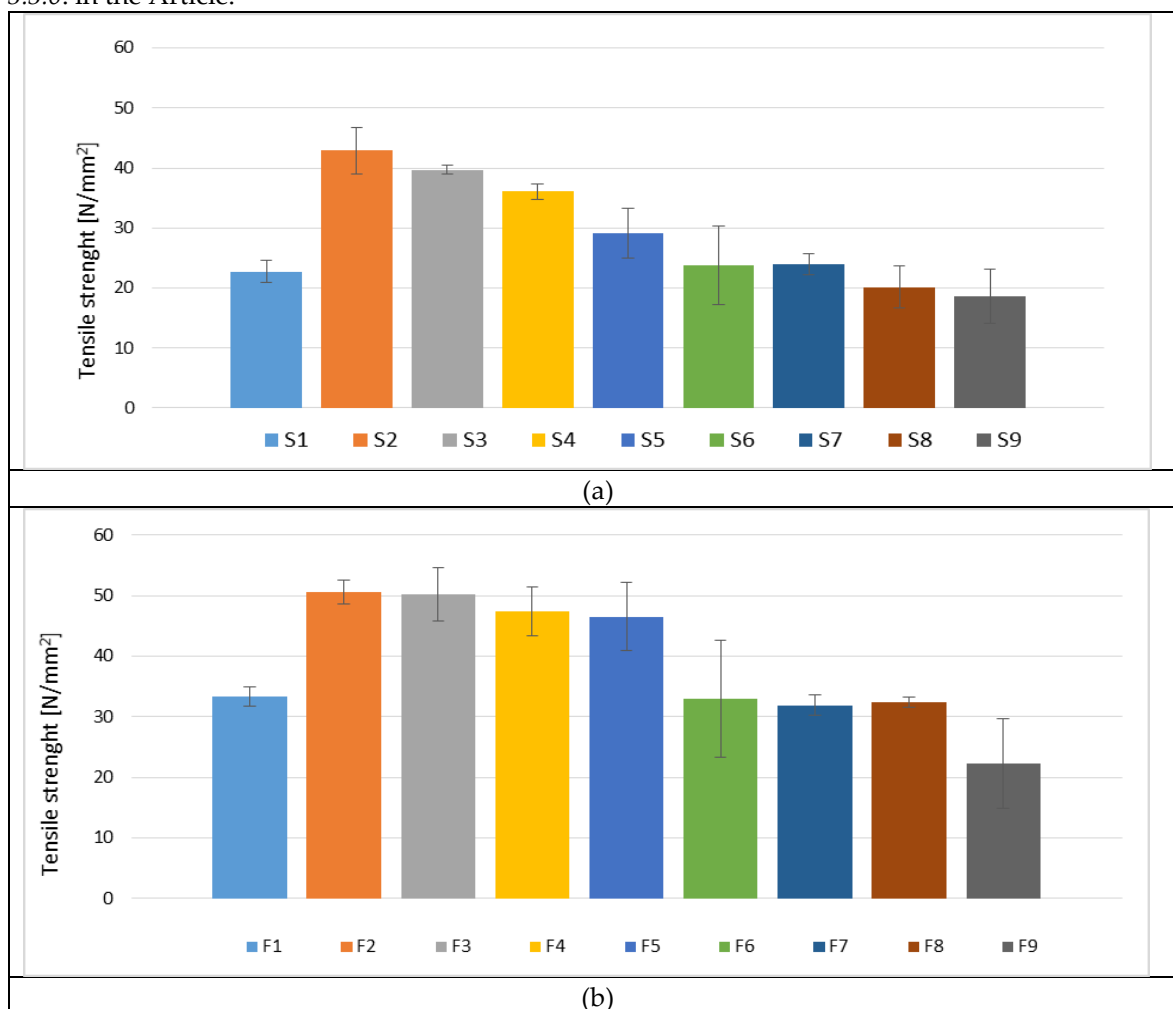


Figure S1. Tensile strength (TS) of films (a) obtained by the solvent-casting (formulations S1-S9) and (b) by the freeze-thaw (formulations F1-F9) method.

Swelling properties

Swelling properties were examined according to the description in the point 3.3.7. in the Article.

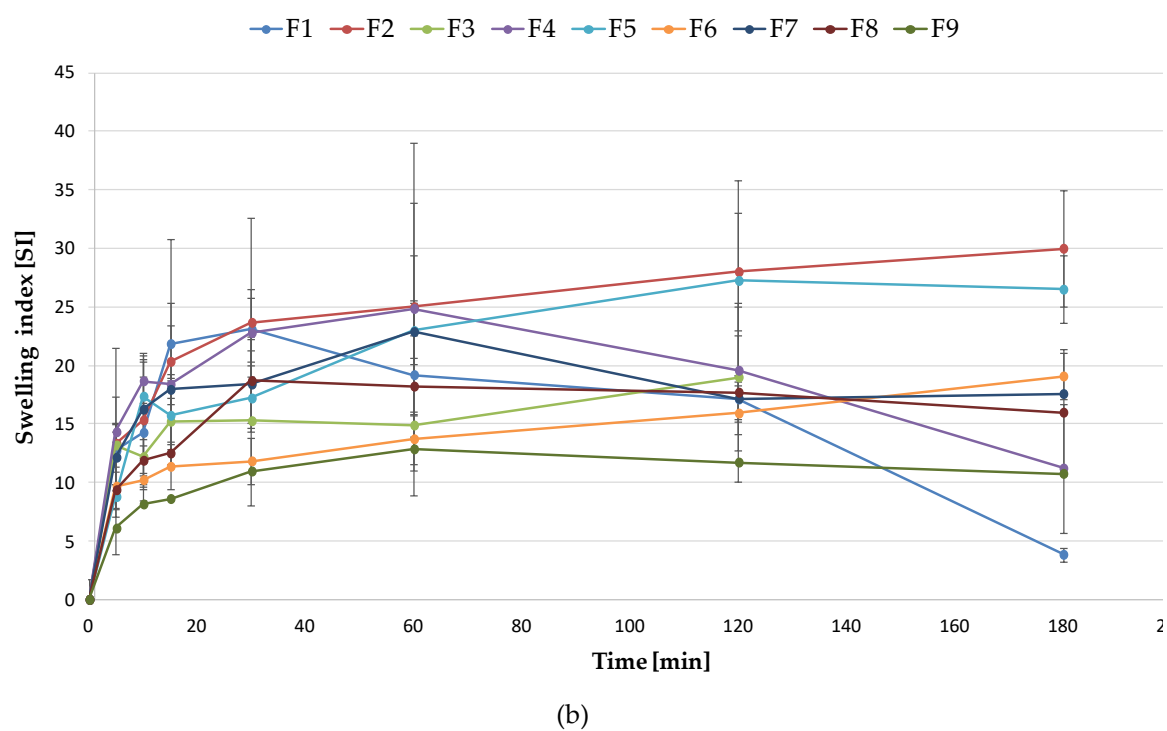
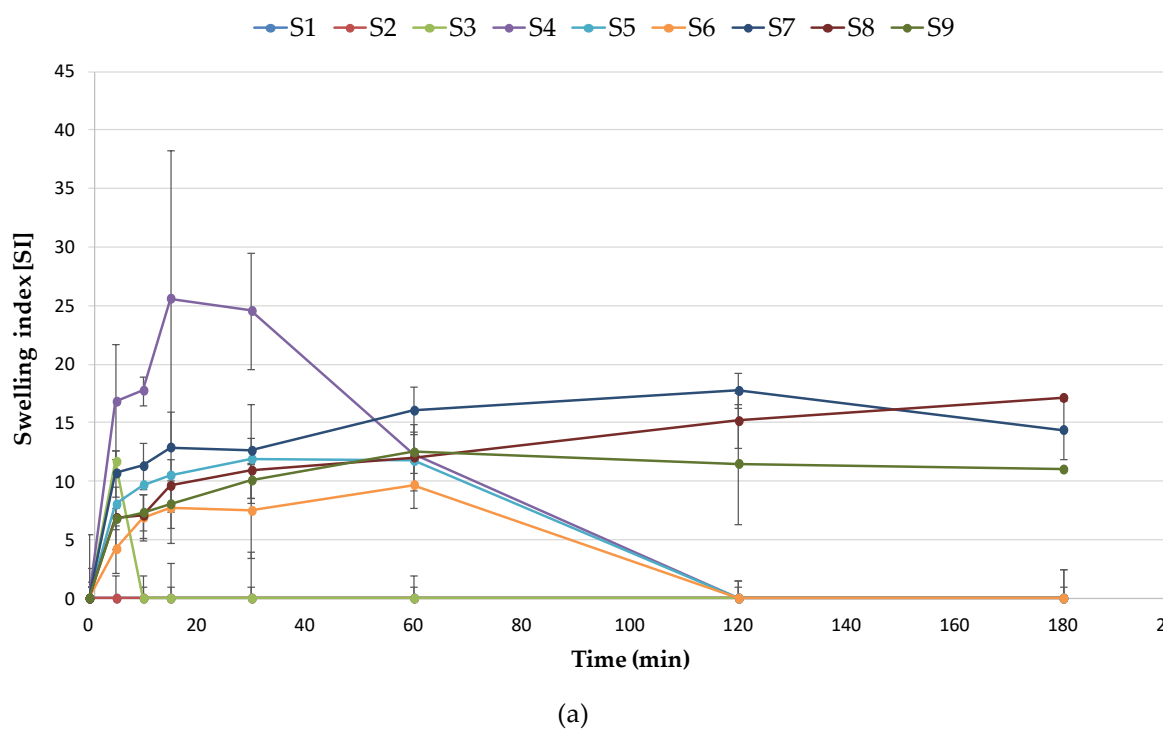


Figure S2. Swelling index (SI) of films (a) obtained by the solvent-casting (formulations S1-S9) and (b) by the freeze-thaw (formulations F1-F9) method.

Ex vivo mucoadhesive properties

Ex vivo mucoadhesive properties were examined according to the description in the point 3.3.8.1. in the Article.

Table S2. Mucoadhesive properties of ALG films obtained by the solvent-casting method.

Formulation	F_{max}[N]	W_{ad}[μJ]
S1	0.46 ± 0.08	202.90 ± 18.43
S2	0.45 ± 0.10	177.23 ± 26.17
S3	0.43 ± 0.06	114.50 ± 10.01
S4	0.88 ± 0.09	240.43 ± 18.69
S5	0.83 ± 0.15	193.27 ± 45.32
S6	0.70 ± 0.14	150.63 ± 37.25
S7	1.42 ± 0.08	235.70 ± 21.56
S8	1.10 ± 0.15	211.47 ± 31.95
S9	0.92 ± 0.19	165.47 ± 24.52

Table S3. Mucoadhesive properties of ALG films obtained by the freeze-thaw method.

Formulation	F_{max}[N]	W_{ad}[μJ]
F1	0.86±0.07	295.82 ± 47.25
F2	0.55 ± 0.16	243.80 ± 10.98
F3	0.39 ± 0.18	175.33 ± 46.90
F4	1.33 ± 0.13	396.70 ± 10.49
F5	0.96 ± 0.06	287.56 ± 66.83
F6	0.41 ± 0.11	273.96 ± 11.46
F7	1.51 ± 0.20	457.20 ± 23.17
F8	1.45 ± 0.15	394.70 ± 31.38
F9	0.98 ± 0.18	350.67 ± 47.28