

Supporting Information

Fucoidan isolated from *Saccharina japonica* inhibit LPS-induced inflammation in macrophages

Jing Ye^{1,2*}, Donghui Chen¹, Zhicheng Ye¹, Yayan Huang¹, Na Zhang^{1,2}, Edmund M. K. Lui³,
Changhu Xue⁴, and Meitian Xiao^{1,2}

¹ College of Chemical Engineering, Huaqiao University, Xiamen 361021, China

² Xiamen Engineering and Technological Research Center for Comprehensive Utilization of Marine
Biological Resources, Xiamen 361021, China

³ Physiology and Pharmacology, Western University, London Ontario N6A 5B9, Canada

⁴ College of Food Science and Engineering, Ocean University of China, Qingdao 266003, China

*** Corresponding author:**

Jing Ye

College of Chemical Engineering, Huaqiao University, Xiamen 361021, Fujian, China

E-mail: yejenny@hqu.edu.cn, Tel./fax: +86-592-6162300

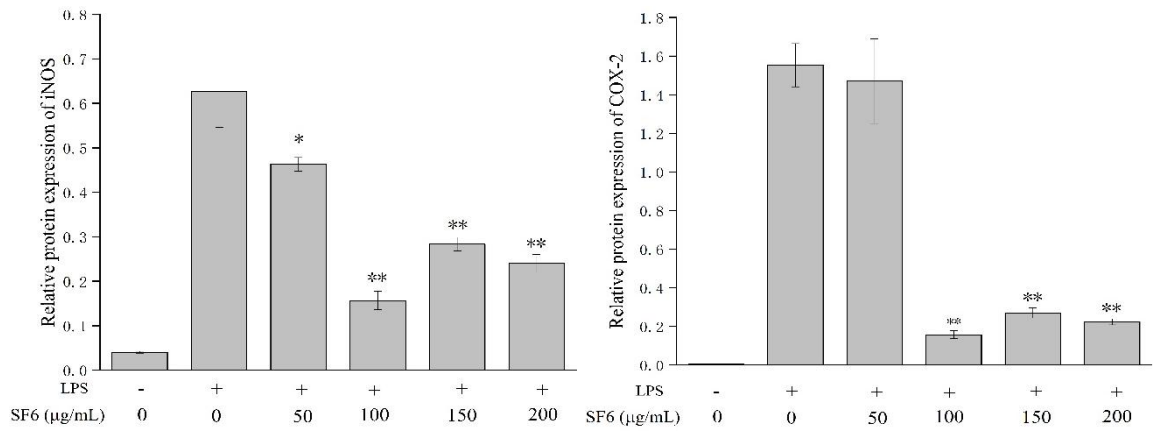


Figure S1 Effects of SF6 on the relative protein expression of iNOS and COX-2 in LPS-stimulated RAW264.7 cells.

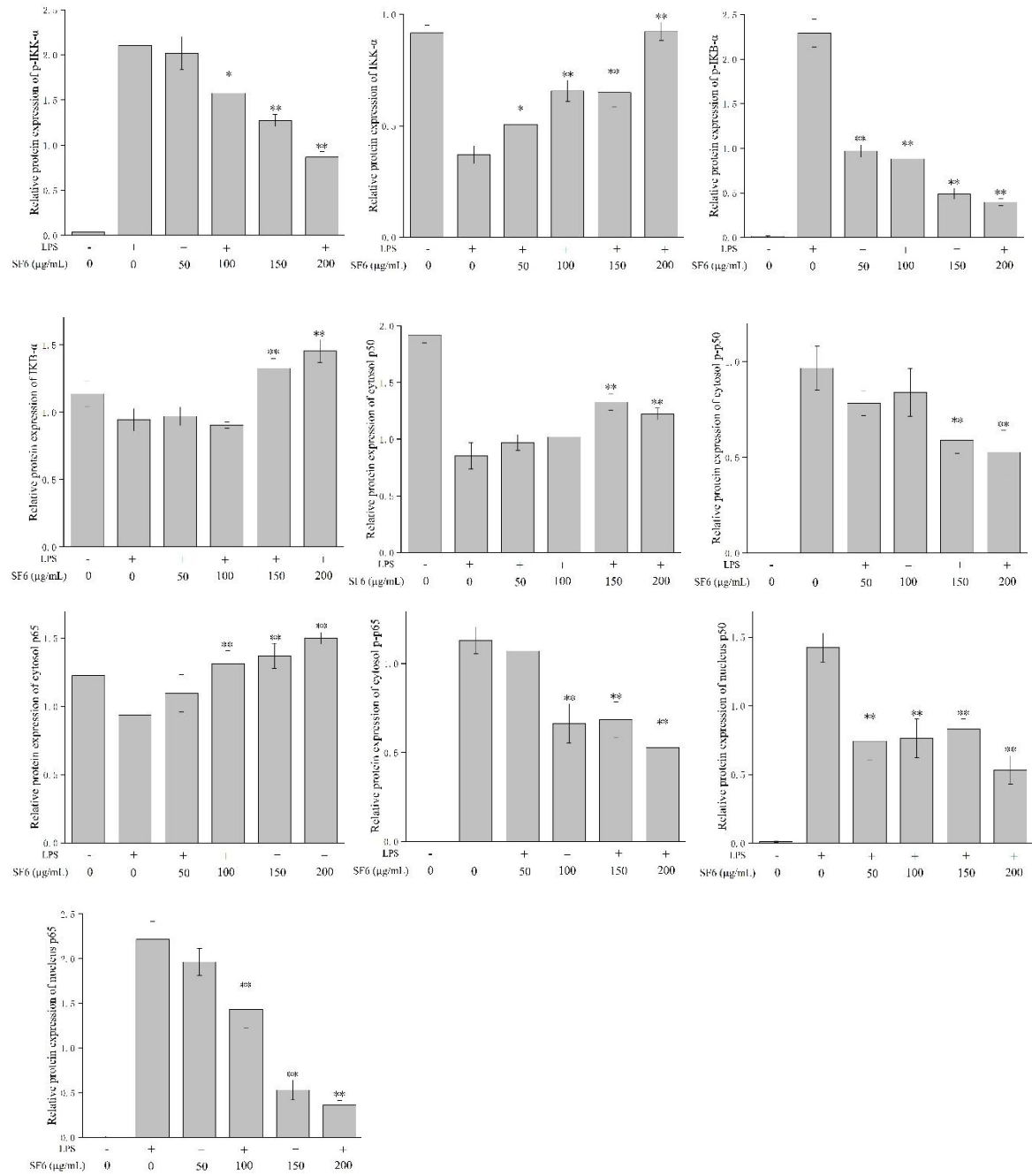


Figure S2 Effects of SF6 on the relative protein expression of the NF-κB signaling pathway in LPS-stimulated RAW264.7 macrophages.

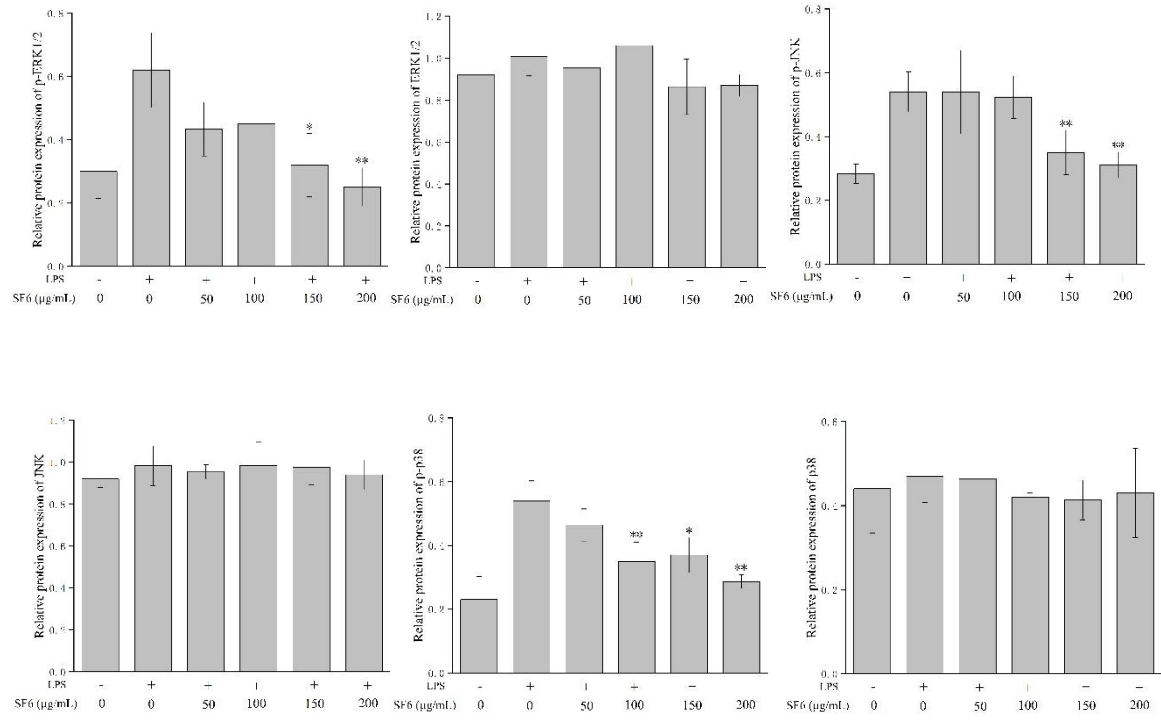


Figure S3 Effects of SF6 on the relative protein expression of the NF-κB signaling pathway in LPS-stimulated RAW264.7 macrophages.

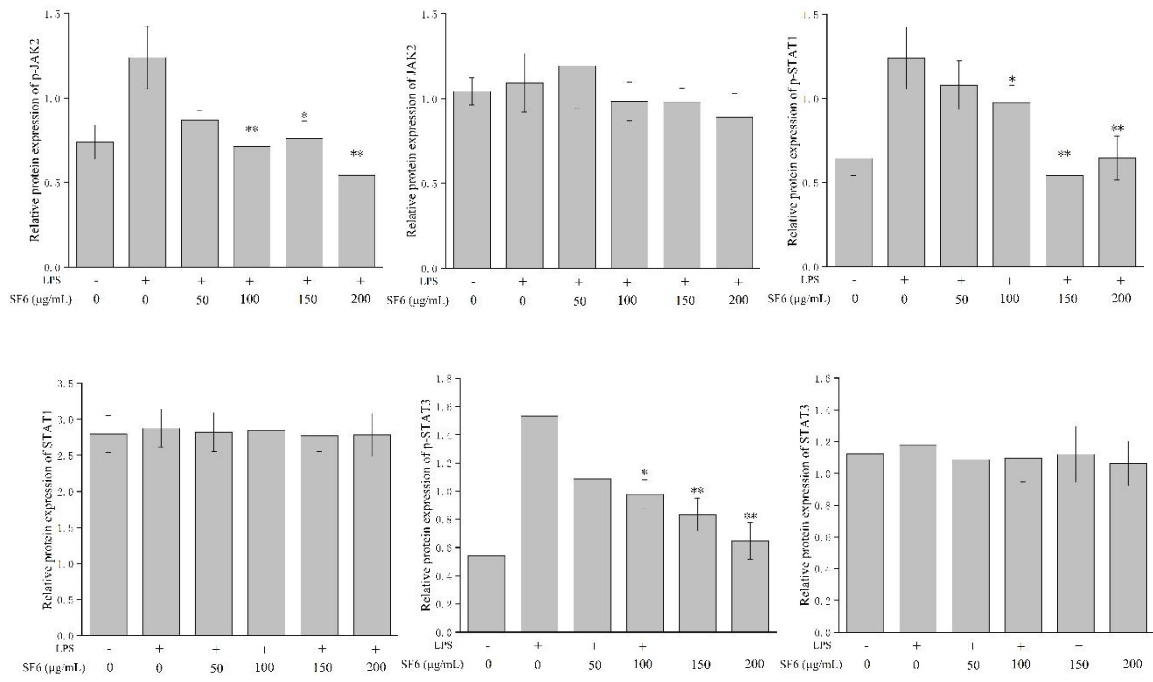


Figure S4 SF6 Effects of SF6 on the relative protein expression of the JAK2-STAT1/3 signaling pathway in LPS-stimulated RAW264.7 macrophages.