

EVALUATION QUESTIONNAIRE, THROUGH DIRECT OBSERVATION OF THE ENVIRONMENTAL CHARACTERISTICS OF THE PARK.

Check List:

BEFORE ARRIVING AT THE PARK....

Did you read the manual?

Did you fill out the general information card? (Section 1)

BEFORE FILLING OUT THE QUESTIONNAIRE

Did you walk around the park before answering this questionnaire?

BEFORE THE QUESTIONNAIRE CAPTURE IS COMPLETED...

Did you answer all sections of the questionnaire?

Did you review all your answers?

In case of any mistake in a question, did you correct it?

SI	NO

¿What to do in case of a mistake an answer?

Write an "X" at the right answer, in case of error, fill the square and put an "X" at the right answer.



Error



Correction

Pollster:

Park Code:

1. Date of observation

2. Temperature

°C

(Enter to :<https://weather.com/esUS/tiempo/hoy/l/Ciudad+de+Mexico+Mxico+MXDF0132:1:MX>)

3. Weather

- 1 Sunny
- 2 Partly sunny
- 3 Partly cloudy
- 4 Cloudy
- 5 Rainy

(Enter to : <https://weather.com/esUS/tiempo/hoy/l/Ciudad+de+Mexico+Mxico+MXDF0132:1:MX>)

* Reverse item

4. Air quality

				IMECA
--	--	--	--	-------

(enter to: <http://aqicn.org/map/world/es/#@g/12.0511/-82.1997/5z>)

5. Initial capture schedule :

		:			Am	Pm
--	--	---	--	--	----	----

6. End capture schedule:

		:			Am	Pm
--	--	---	--	--	----	----

7. Period Captured of the day:

	1.Day			2.Night
--	-------	--	--	---------

1. General Park Information

Before arriving at the park fill this section

1.1 Name of the park: _____

1.2 Location: _____

1.3 Typology:

- | | | |
|---|--|-------------------|
| 1 | | Metropolitan Park |
| 2 | | Local Park |
| 3 | | Neighborhood Park |
| 4 | | Pocket Park |
| 5 | | Remaining Park |
| 6 | | Roundabout |
| 7 | | Garden |
| 8 | | Square |

* Reverse item

Instituto Nacional de Salud Pública
Centro de Investigación en Nutrición y Salud
Línea de Investigación de medio ambiente, actividad física, nutrición y salud.

9 Boulevard

2. Food Environment and Health wellness

2.1 Is the land use around the park mainly commercial?*

- | | | |
|---|----------------------|-----|
| 1 | <input type="text"/> | Yes |
| 2 | <input type="text"/> | No |

2.2 Is the land use around the park mainly institutional? (e. g schools and government offices)

- | | | |
|---|----------------------|-----|
| 1 | <input type="text"/> | Yes |
| 2 | <input type="text"/> | No |

2.3 Is there food and beverage advertising inside the park?*

- | | | |
|---|----------------------|-----|
| 1 | <input type="text"/> | Yes |
| 2 | <input type="text"/> | No |

2.4 Are there advertisements promoting cakes, cookies or cake dough inside the park?

- | | | |
|---|----------------------|-----|
| 1 | <input type="text"/> | Yes |
| 2 | <input type="text"/> | No |

2.5 Are there food and beverage stalls around the park? *

- | | | |
|---|----------------------|-----|
| 1 | <input type="text"/> | Yes |
| 2 | <input type="text"/> | No |






2.6 Write down the number of stalls around the park.*

1 to 100 number _____






* Reverse item

3. MAINTENANCE






3.1 Is the condition of the road, route or major trail good?

- | | | | |
|---|--------------------------|---------------------------|---|
| 1 | <input type="checkbox"/> | Totally Agree |  |
| 2 | <input type="checkbox"/> | Agree |  |
| 3 | <input type="checkbox"/> | Neither agree or disagree |  |
| 4 | <input type="checkbox"/> | Disagree |  |
| 5 | <input type="checkbox"/> | Totally disagree |  |






3.2 Are the walking paths in good condition?

- | | | | |
|---|--------------------------|---------------------------|---|
| 1 | <input type="checkbox"/> | Totally Agree |  |
| 2 | <input type="checkbox"/> | Agree |  |
| 3 | <input type="checkbox"/> | Neither agree or disagree |  |
| 4 | <input type="checkbox"/> | Disagree |  |
| 5 | <input type="checkbox"/> | Totally disagree |  |






3.3 Are the eating areas in good condition?

- | | | | |
|---|--------------------------|---------------------------|---|
| 1 | <input type="checkbox"/> | Totally Agree |  |
| 2 | <input type="checkbox"/> | Agree |  |
| 3 | <input type="checkbox"/> | Neither agree or disagree |  |
| 4 | <input type="checkbox"/> | Disagree |  |
| 5 | <input type="checkbox"/> | Totally disagree |  |






3.4 Are the seating areas in good condition?

- | | | |
|---|---------------------------|---|
| 1 | Totally Agree |  |
| 2 | Agree |  |
| 3 | Neither agree or disagree |  |
| 4 | Disagree |  |
| 5 | Totally disagree |  |



3.5 Is the state of the places to sit good?

- | | | | |
|---|----------------------|---------------------------|---|
| 1 | <input type="text"/> | Totally Agree |  |
| 2 | <input type="text"/> | Agree |  |
| 3 | <input type="text"/> | Neither agree or disagree |  |
| 4 | <input type="text"/> | Disagree |  |
| 5 | <input type="text"/> | Totally disagree |  |

3.6 Are the green areas in good condition?




- | | | | |
|---|----------------------|---------------------------|---|
| 1 | <input type="text"/> | Totally Agree |  |
| 2 | <input type="text"/> | Agree |  |
| 3 | <input type="text"/> | Neither agree or disagree |  |
| 4 | <input type="text"/> | Disagree |  |
| 5 | <input type="text"/> | Totally disagree |  |

3.7 Is the playground area in good condition?






- | | | | |
|---|----------------------|---------------|---|
| 1 | <input type="text"/> | Totally Agree |  |
| 2 | <input type="text"/> | Agree |  |

* Reverse item

Instituto Nacional de Salud Pública
Centro de Investigación en Nutrición y Salud
Línea de Investigación de medio ambiente, actividad física, nutrición y salud.

- | | | | |
|---|--------------------------|---------------------------|---|
| 3 | <input type="checkbox"/> | Neither agree or disagree |  |
| 4 | <input type="checkbox"/> | Disagree |  |
| 5 | <input type="checkbox"/> | Totally disagree |  |

3.8 Is the outdoor gymnasium in good condition?

- | | | | |
|---|--------------------------|---------------------------|---|
| 1 | <input type="checkbox"/> | Totally Agree |  |
| 2 | <input type="checkbox"/> | Agree |  |
| 3 | <input type="checkbox"/> | Neither agree or disagree |  |
| 4 | <input type="checkbox"/> | Disagree |  |
| 5 | <input type="checkbox"/> | Totally disagree |  |






3.9 In general, is the park well maintained?

- | | | |
|---|--------------------------|-----|
| 1 | <input type="checkbox"/> | Yes |
| 2 | <input type="checkbox"/> | No |

3.10 Are there properties around the park in poor condition?

- | | | |
|---|--------------------------|-----|
| 1 | <input type="checkbox"/> | Yes |
| 2 | <input type="checkbox"/> | No |

3.11 Is the condition of the landscape adequate?

- | | | | |
|---|--------------------------|----------------------------|---|
| 1 | <input type="checkbox"/> | Totally Agree |  |
| 2 | <input type="checkbox"/> | Agree |  |
| 3 | <input type="checkbox"/> | Neither agree nor disagree |  |
| 4 | <input type="checkbox"/> | Disagree |  |
| 5 | <input type="checkbox"/> | Totally disagree |  |

3.12 Does the opening or operation of the park depend on a janitor or manager?

* *Reverse item*

Instituto Nacional de Salud Pública
Centro de Investigación en Nutrición y Salud
Línea de Investigación de medio ambiente, actividad física, nutrición y salud.

- 1 ☐ Yes
2 ☐ No

3.13 Is the condition of the sidewalks good?

- 1 ☐ Yes
2 ☐ No

3.14 Is the condition of the sidewalks regular?

- 1 ☐ Yes
2 ☐ No

3.15 Is the condition of the sidewalks bad?*

- 1 ☐ Yes
2 ☐ No

3.16 Is there garbage around the park? *





- 1 ☐ Yes
2 ☐ No

3.17 Is there garbage in the park, other than around and/o inside the trash cans?*

- 1 ☐ Yes, where? _____
2 ☐ No

* *Reverse item*

3.18 How much hazardous waste is visible in the park? (e.g. alcohol containers, preservatives, medicines, glass, etc)*

1	<input type="checkbox"/>	A lot	
2	<input type="checkbox"/>	Some	
3	<input type="checkbox"/>	A little	
4	<input type="checkbox"/>	Nothing	

3.19 Do you observe animal excrement in the park? *



1	<input type="checkbox"/>	Yes, where? _____
2	<input type="checkbox"/>	No
3	<input type="checkbox"/>	Not applicable

3.20 Are there empty or unpleasant buildings around the park?*

1	<input type="checkbox"/>	Yes
2	<input type="checkbox"/>	No

3.21 Do you see graffiti around the park?*

1	<input type="checkbox"/>	Yes
---	--------------------------	-----

* Reverse item

Instituto Nacional de Salud Pública
Centro de Investigación en Nutrición y Salud
Línea de Investigación de medio ambiente, actividad física, nutrición y salud.

2 ☐ No

4. AMENITIES

4.1 Is there a fronton court inside the park?

1 ☐ Yes
2 ☐ No

4.2 Is there a football/soccer court inside the park?

1 ☐ Yes
2 ☐ No

4.3 Is there a 5-a-side football/soccer court inside the park?

1 ☐ Yes
2 ☐ No

4.4 Is there a jogging path inside the park?

1 ☐ Yes
2 ☐ No

4.5 Is there a bike path inside the park?

1 ☐ Yes
2 ☐ No

* *Reverse item*

Instituto Nacional de Salud Pública
Centro de Investigación en Nutrición y Salud
Línea de Investigación de medio ambiente, actividad física, nutrición y salud.

4.6 Is there a skatepark area inside the park?

- 1 ☐ Yes
2 ☐ No

4.7 Are the other areas of activities not mentioned above?

- 1 ☐ Yes
2 ☐ No

4.8 What other areas for activities did you observe?

Mention _____

4.9 Is the outdoor gym being used?

- 1 ☐ Yes
2 ☐ No

4.10 Are there abdominal boards in the outdoor gym?

- 1 ☐ Yes
2 ☐ No

4.11 Is there a shoulder massage machine in the outdoor gym?

- 1 ☐ Yes
2 ☐ No

* *Reverse item*

Instituto Nacional de Salud Pública
Centro de Investigación en Nutrición y Salud
Línea de Investigación de medio ambiente, actividad física, nutrición y salud.

4.12 Is there a stationary bike in the outdoor gym?

- 1 ☐ Yes
2 ☐ No

4.13 Is there a rowing machine in the outdoor gym?

- 1 ☐ Yes
2 ☐ No

4.14 Is there a ski walker in the outdoor gym?

- 1 ☐ Yes
2 ☐ No

4.15 Is there a colt in the outdoor gym?

- 1 ☐ Yes
2 ☐ No

4.16 Is there an elliptical trainer in the outdoor gym?

- 1 ☐ Yes
2 ☐ No

4.17 Is there a leg press machine in the outdoor gym?

- 1 ☐ Yes
2 ☐ No

4.18 Does the outdoor gym have hoops?

- 1 ☐ Yes

* *Reverse item*

Instituto Nacional de Salud Pública
Centro de Investigación en Nutrición y Salud
Línea de Investigación de medio ambiente, actividad física, nutrición y salud.

2 ☐ No

4.19 Is there a chest press machine in the outdoor gym?

1 ☐ Yes
2 ☐ No

4.20 Does the outdoor gym have a multifunctional machine?

1 ☐ Yes
2 ☐ No

4.21 Does the outdoor gym have hoops and waistband?

1 ☐ Yes
2 ☐ No

4.22 Are there bars in the outdoor gym?

1 ☐ Yes
2 ☐ No

4.23 Is there a floating treadmill in the outdoor gym?

1 ☐ Yes
2 ☐ No

4.24 Is there a 7 football/soccer field in the park?

1 ☐ Yes
2 ☐ No

* *Reverse item*

Instituto Nacional de Salud Pública
Centro de Investigación en Nutrición y Salud
Línea de Investigación de medio ambiente, actividad física, nutrición y salud.

4.25 Are the courts that combine soccer and basketball?

- 1 ☐ Yes
2 ☐ No

4.26 Is there a basketball court inside the park?

- 1 ☐ Yes
2 ☐ No

4.27 Does the outdoor gym have a surfboard?

- 1 ☐ Yes
2 ☐ No

4.28 Does the outdoor gym have a back massage machine?

- 1 ☐ Yes
2 ☐ No

4.29 Is the waist twist inside the outdoor gym?

- 1 ☐ Yes
2 ☐ No

4.30 Is there any other apparatus not mentioned above inside the outdoor gym?

- 1 ☐ Yes, which one? _____
2 ☐ No

* *Reverse item*

Instituto Nacional de Salud Pública
Centro de Investigación en Nutrición y Salud
Línea de Investigación de medio ambiente, actividad física, nutrición y salud.

4.31 Does the park have lighting?

- 1 ☐ The whole park is illuminated
- 2 ☐ Only some parts are illuminated
- 3 ☐ No
- 4 ☐ Other, please specify _____

4.32 Is the solar panel inside the park?

- 1 ☐ Yes
- 2 ☐ No

4.33 Is the electric lighting inside the park?

- 1 ☐ Yes
- 2 ☐ No

4.34 Are all areas of the park open to the public?

- 1 ☐ Yes
- 2 ☐ No

4.35 Are there botanical gardens inside the park?

- 1 ☐ Yes
- 2 ☐ No

4.36 Does the park have shelters?

- 1 ☐ Yes
- 2 ☐ No

* *Reverse item*

Instituto Nacional de Salud Pública
Centro de Investigación en Nutrición y Salud
Línea de Investigación de medio ambiente, actividad física, nutrición y salud.

4.37 Does the park have bathrooms?

- 1 ☐ Yes
2 ☐ No

4.38 Does the park have drinking fountains?

- 1 ☐ Yes
2 ☐ No

4.39 Are there any creeks, lakes or ponds inside the park?

- 1 ☐ Yes. where? _____
2 ☐ No

4.40 Is the park fenced or gated?

- 1 ☐ Yes, percentage _____
2 ☐ No

4.41 Is the bicycle parking around the park?

- 1 ☐ Yes
2 ☐ No

4.42 Is there a bike route that leads to the park?

- 1 ☐ Yes, which one? _____
2 ☐ No

4.43 Does the park have a parking lot?

- 1 ☐ Yes
2 ☐ No

* Reverse item

4.44 Does the park have a parking lot for motorcycles?

- 1 ☐ Yes
2 ☐ No

5. SIGNALING

5.1 Is there a map of the park?



- 1 ☐ Yes
2 ☐ No

5.2 Is there any reference or sign indicating the name of the park?

- 1 ☐ Yes, which one? (e.g. formal or informal poster)
2 ☐ No

5.3 Is there any sign of the appropriation of the park?

- 1 ☐ Yes, which one? (e.g. announcement of CDMX, SEDENA, etc) _____
2 ☐ No

5.4 Are there any indications of who oversees the park?



- 1 ☐ Yes
2 ☐ No

5.5 Are there signs indicating the park's schedule of operation?



* *Reverse item*

Instituto Nacional de Salud Pública
Centro de Investigación en Nutrición y Salud
Línea de Investigación de medio ambiente, actividad física, nutrición y salud.

- 1 ☐ Yes
2 ☐ No

5.6 Does the park have historical, educational, or artistic features? (e.g. monuments, statues, cultures, nature, fountains)

- 1 ☐ Yes, please specify _____
2 ☐ No

5.7 Are there posters promoting events inside the park?

- 1 ☐ Yes, What kind of events? _____
2 ☐ No

5.8 Are there any announcements indicating the road, route, track of higher hierarchy??

- 1 ☐ Yes
2 ☐ No

5.9 Are there signs indicating whether the park has equipment for rental? (e.g. boats, bicycles, carts)

- 1 ☐ Yes, please specify which one _____
2 ☐ No

5.10 Are there garbage containers for recyclable products? (e.g. paper, newspaper, glass, etc)


- 1 ☐ Yes, what kind of product? _____
2 ☐ No

5.11 Are there signs indicating whether dogs must be on a leash or in a specific area?

* *Reverse item*

Instituto Nacional de Salud Pública
Centro de Investigación en Nutrición y Salud
Línea de Investigación de medio ambiente, actividad física, nutrición y salud.


- 1 ☐ Yes
2 ☐ No
3 ☐ I don't know (the advertisements are not legible or understandable)

5.12 Are there signs indicating where to dispose of pet excrement?? 

- 1 ☐ Yes
2 ☐ No
3 ☐ I don't know (the advertisements are not legible or understandable)

5.13 Are there signs restricting bicycle parking area inside the park??

- 1 ☐ Yes
2 ☐ No

5.14 Are there No parking signs around the park? 

- 1 ☐ Yes
2 ☐ No

5.15 Are there signs indicating other signage not mentioned above?

Mention _____

6. SAFETY

6.1 Is there any medical service inside the park??

- 1 ☐ Yes
2 ☐ No

* *Reverse item*

Instituto Nacional de Salud Pública
Centro de Investigación en Nutrición y Salud
Línea de Investigación de medio ambiente, actividad física, nutrición y salud.

6.2 Do you observe uniformed park workers?

- 1 ☐ Yes, what does your uniform say?? _____
- 2 ☐ No

6.3 Are there police stations inside the park?

- 1 ☐ Yes
- 2 ☐ No

6.4 Is there a police presence inside the park??

- 1 ☐ Yes, at all times
- 2 ☐ Only at night
- 3 ☐ Occasionally
- 4 ☐ No

6.5 Are there security cameras inside the park?

- 1 ☐ Yes
- 2 ☐ No

6.6 Do you see panic buttons in the park?

- 1 ☐ Yes
- 2 ☐ No

6.7 Are there guardhouses in the park??

- 1 ☐ Yes
- 2 ☐ No

6.8 Is there any evidence of threatening people or behavior? (e.g. gangs, alcohol, drug use).

* *Reverse item*

Instituto Nacional de Salud Pública
Centro de Investigación en Nutrición y Salud
Línea de Investigación de medio ambiente, actividad física, nutrición y salud.

- 1 ☐ Yes, please specify_ _____
2 ☐ No

6.9 Is there vandalism inside the park? (e.g. damage signs)

- 1 ☐ Yes
2 ☐ No

6.10 Is there poor street lighting in the area around the park?






- 1 ☐ Yes
2 ☐ No

6.11 Have there been any security incidents so far this year? (reported in the media or by the park administrators?)

- 1 ☐ Yes
2 ☐ No

7. PERCEIVED ENVIROMET






7.1 Based on what you observed today, is the park attractive to you?

- | | | | |
|---|--------------------------|---------------------------|---|
| 1 | <input type="checkbox"/> | Totally Agree |  |
| 2 | <input type="checkbox"/> | Agree |  |
| 3 | <input type="checkbox"/> | Neither agree or disagree |  |
| 4 | <input type="checkbox"/> | Disagree |  |
| 5 | <input type="checkbox"/> | Totally disagree |  |

* Reverse item

Instituto Nacional de Salud Pública
Centro de Investigación en Nutrición y Salud
Línea de Investigación de medio ambiente, actividad física, nutrición y salud.

7.2 Are the trees the main source of shade in the park?

- | | | | |
|---|----------------------|---------------------------|---|
| 1 | <input type="text"/> | Totally Agree |  |
| 2 | <input type="text"/> | Agree |  |
| 3 | <input type="text"/> | Neither agree or disagree |  |
| 4 | <input type="text"/> | Disagree |  |
| 5 | <input type="text"/> | Totally disagree |  |

7.3 In total, how much of the park could be shaded?? 🔍

- | | | |
|---|----------------------|---------|
| 0 | <input type="text"/> | 0 |
| 1 | <input type="text"/> | 1-25% |
| 2 | <input type="text"/> | 26-75% |
| 3 | <input type="text"/> | 76-100% |

7.4 In general, what is the percentage of wooded areas in the park? (e.g. forest or dense trees) 🔍

- | | | |
|---|----------------------|---------|
| 0 | <input type="text"/> | 0 |
| 1 | <input type="text"/> | 1-25% |
| 2 | <input type="text"/> | 26-75% |
| 3 | <input type="text"/> | 76-100% |

7.5 Do you hear music sounds inside the park?

- | | | |
|---|----------------------|-----|
| 1 | <input type="text"/> | Yes |
| 2 | <input type="text"/> | No |

* Reverse item

Instituto Nacional de Salud Pública
Centro de Investigación en Nutrición y Salud
Línea de Investigación de medio ambiente, actividad física, nutrición y salud.

7.6 Do you hear voices sounds inside the park?

- 1 ☐ Yes
2 ☐ No

7.7 Do you hear bird sounds inside the park?

- 1 ☐ Yes
2 ☐ No

7.8 Do you hear water sounds inside the park?

- 1 ☐ Yes
2 ☐ No

7.9 Do you hear traffic sounds inside the park? *

- 1 ☐ Yes
2 ☐ No

7.10 Do you hear other sounds not mentioned above?

- 1 ☐ Yes, which one? _____
2 ☐ No

7.11 Is there excessive noise around the park?*

- 1 ☐ Yes
2 ☐ No

7.12 Is heavy traffic around the park?*






- 1 ☐ Yes

* *Reverse item*






Instituto Nacional de Salud Pública
Centro de Investigación en Nutrición y Salud
Línea de Investigación de medio ambiente, actividad física, nutrición y salud.

2 ☐ No

7.13 Are people smoking inside the park?*

- | | | | |
|---|--------------------------|---------------------------|---|
| 1 | <input type="checkbox"/> | Totally Agree |  |
| 2 | <input type="checkbox"/> | Agree |  |
| 3 | <input type="checkbox"/> | Neither agree or disagree |  |
| 4 | <input type="checkbox"/> | Disagree |  |
| 5 | <input type="checkbox"/> | Totally disagree |  |

7.14 According to today's experience, is the smell of the park pleasant?

- | | | | |
|---|--------------------------|---------------------------|---|
| 1 | <input type="checkbox"/> | Totally Agree |  |
| 2 | <input type="checkbox"/> | Agree |  |
| 3 | <input type="checkbox"/> | Neither agree or disagree |  |
| 4 | <input type="checkbox"/> | Disagree |  |
| 5 | <input type="checkbox"/> | Totally disagree |  |

8. URBAN SURROUNDINGS

8.1 Does the park have a street inside?

- | | | |
|---|--------------------------|-----|
| 1 | <input type="checkbox"/> | Yes |
| 2 | <input type="checkbox"/> | No |

8.2 Is there a shared trail around the park?

- | | | |
|---|--------------------------|-----|
| 1 | <input type="checkbox"/> | Yes |
| 2 | <input type="checkbox"/> | No |

* *Reverse item*

8.3 Does the park have handrails?

- | | | |
|---|--------------------------|-----|
| 1 | <input type="checkbox"/> | Yes |
| 2 | <input type="checkbox"/> | No |

8.4 Does the park have ramps to guarantee access to the park?

- | | | |
|---|--------------------------|-----|
| 1 | <input type="checkbox"/> | Yes |
| 2 | <input type="checkbox"/> | No |

8.5 Is the main land use inside the park natural?

- | | | |
|---|--------------------------|-----|
| 1 | <input type="checkbox"/> | Yes |
| 2 | <input type="checkbox"/> | No |






8.6 Are most of the streets around the park primary?*

- | | | | |
|---|--------------------------|---------------------------|--------------------------|
| 1 | <input type="checkbox"/> | Totally Agree | <input type="checkbox"/> |
| 2 | <input type="checkbox"/> | Agree | <input type="checkbox"/> |
| 3 | <input type="checkbox"/> | Neither agree or disagree | <input type="checkbox"/> |
| 4 | <input type="checkbox"/> | Disagree | <input type="checkbox"/> |
| 5 | <input type="checkbox"/> | Totally disagree | <input type="checkbox"/> |






8.7 Are most of the streets around the park secondary?

* *Reverse item*

Instituto Nacional de Salud Pública
Centro de Investigación en Nutrición y Salud
Línea de Investigación de medio ambiente, actividad física, nutrición y salud.

- | | | | |
|---|--------------------------|---------------------------|---|
| 1 | <input type="checkbox"/> | Totally Agree |  |
| 2 | <input type="checkbox"/> | Agree |  |
| 3 | <input type="checkbox"/> | Neither agree or disagree |  |
| 4 | <input type="checkbox"/> | Disagree |  |
| 5 | <input type="checkbox"/> | Totally disagree |  |

8.8 Are most of the streets around the park tertiary?

- | | | | |
|---|--------------------------|---------------------------|---|
| 1 | <input type="checkbox"/> | Totally Agree |  |
| 2 | <input type="checkbox"/> | Agree |  |
| 3 | <input type="checkbox"/> | Neither agree or disagree |  |
| 4 | <input type="checkbox"/> | Disagree |  |
| 5 | <input type="checkbox"/> | Totally disagree |  |

8.9 Are there any streets with pedestrian traffic lights around the park?

- | | | |
|---|--------------------------|-----|
| 1 | <input type="checkbox"/> | Yes |
| 2 | <input type="checkbox"/> | No |

8.10 Are there streets with traffic lights around the park?

- | | | |
|---|--------------------------|-----|
| 1 | <input type="checkbox"/> | Yes |
| 2 | <input type="checkbox"/> | No |

8.11 Are there streets with safe crossings around the park?

- | | | |
|---|--------------------------|-----|
| 1 | <input type="checkbox"/> | Yes |
| 2 | <input type="checkbox"/> | No |

* *Reverse item*

8.12 Are there streets with zebra crossings around the park?

- 1 ☐ Yes
2 ☐ No

8.13 Are there pedestrian streets around the park?


- 1 ☐ Yes
2 ☐ No

8.14 Are there streets with sidewalks around the park?

- 1 ☐ Yes
2 ☐ No ➡ skip the next question

8.15 Is the condition of these sidewalks regular? *

- 1 ☐ Yes
2 ☐ No

8.16 Are there public transport stations within a 100m radius? * 

- 1 ☐ Totally Agree (over 1)
2 ☐ Agree (only 1)
3 ☐ Disagree (none)

8.17 Are there public transportation stops in sight near the park? *

- 1 ☐ Yes, how many? _____
2 ☐ No

***END OF THE QUESTIONNAIRE**

* *Reverse item*