

S u p p l e m e n t a r y I n f o r m a t i o n

How well do our adsorbents actually perform? – the case of dimethoate removal using viscose fibers-derived carbons

Vladan Anićijević^{1,2}, Tamara Tasić², Vedran Milanković², Stefan Breitenbach^{3,4}, Christoph Unterweger³, Christian Fürst³, Danica Bajuk-Bogdanović⁵, Igor A. Pašti⁵, and Tamara Lazarević-Pašti^{2,*}

¹ Military Technical Institute (VTI), Ratka Resanovića 1, 11000 Belgrade, Serbia


² VINČA Institute of Nuclear Sciences—National Institute of the Republic of Serbia, University of Belgrade, Mike Petrovica Alasa 12-14, 11000 Belgrade, Serbia

³ Wood K Plus—Kompetenzzentrum Holz GmbH, Altenberger Strasse 69, 4040 Linz, Austria


⁴ Institute of Chemical Technology of Inorganic Materials (TIM), Johannes Kepler University Linz, Altenberger Strasse 69, 4040 Linz, Austria

⁵ Faculty of Physical Chemistry, University of Belgrade, Studentski Trg 12-16, 11158 Belgrade, Serbia


* Correspondence: lazarevictlj@yahoo.com or tamara@vin.bg.ac.rs




Carbon




Nitrogen



Oxygen



Sulfur



Phosphorus






Figure S1. EDX maps of sample ACF




Carbon




Oxygen



Nitrogen



Sulfur



Phosphorus




Figure S2. EDX maps of sample ACF_AS_H2O

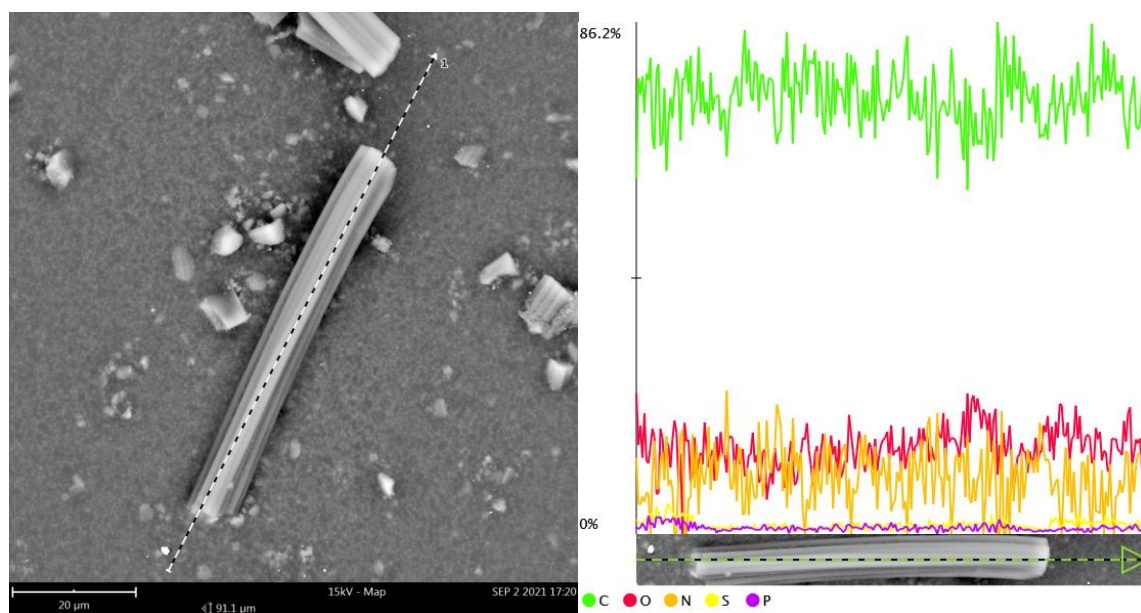


Figure S3. EDX line scan along the individual fiber of the samples ACF_AS_600

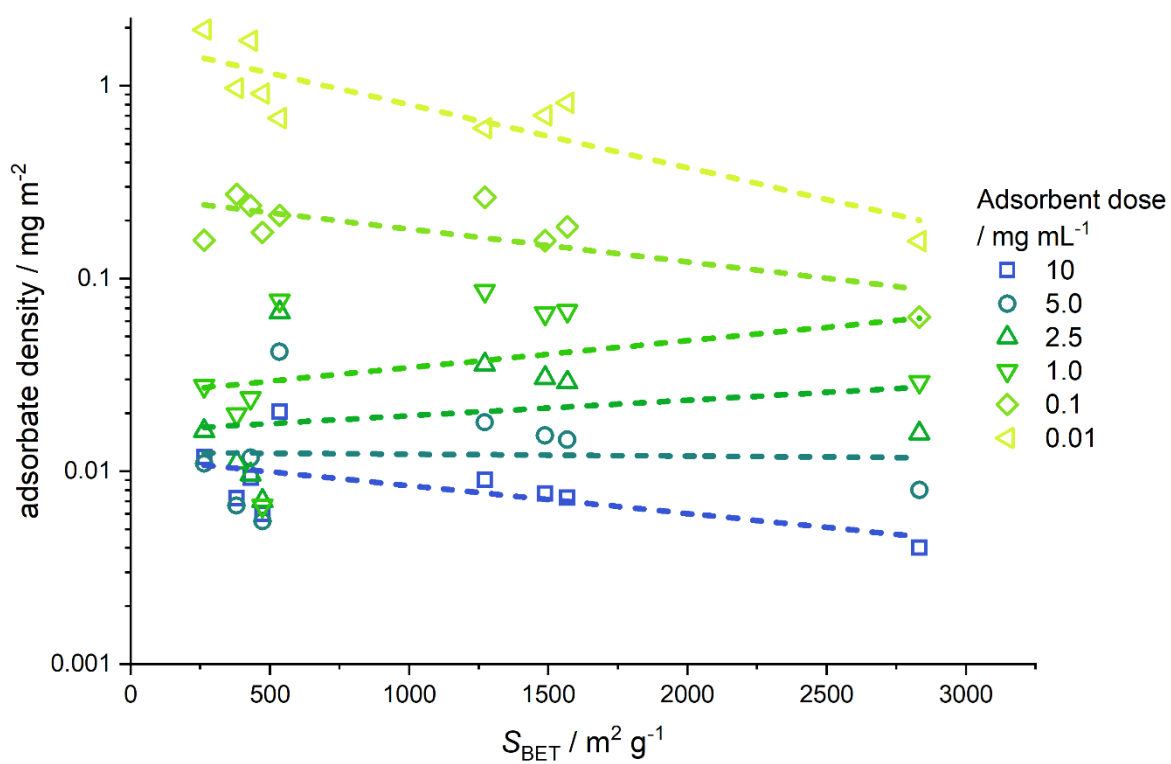


Figure S4. Correlation between adsorbate density and S_{BET} for diferent adsorbent doses.