

Supplementary Information

Cobalt Nanocluster-Doped Carbon Micro-Spheres with Multilevel Porous Structure for High-Performance Lithium-Sulfur Batteries

Wenming Song [†], Changmeng Xu [†], Mai Li, Zhi Cheng, Yunjie Liu, Peng Wang ^{*} and Zhiming Liu ^{*}

Shandong Engineering Laboratory for Preparation and Application of High-performance Carbon-Materials, College of Electromechanical Engineering, Qingdao University of Science and Technology, Qingdao 266061, China

^{*} Correspondence: pengwangmse@qust.edu.cn (P.W.); zmliu@qust.edu.cn (Z.L.)

[†] These authors contributed equally to this work.

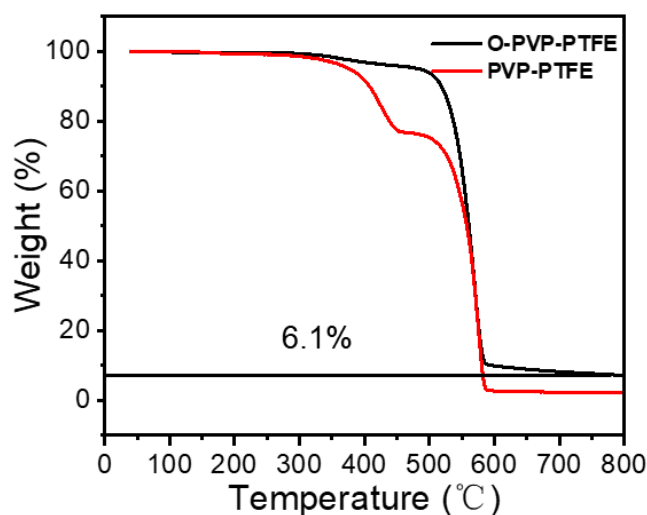


Figure S1. Thermogravimetric analysis of porous carbon spheres.




Figure S2. SEM morphological characterization of samples synthesized with different deionized water.

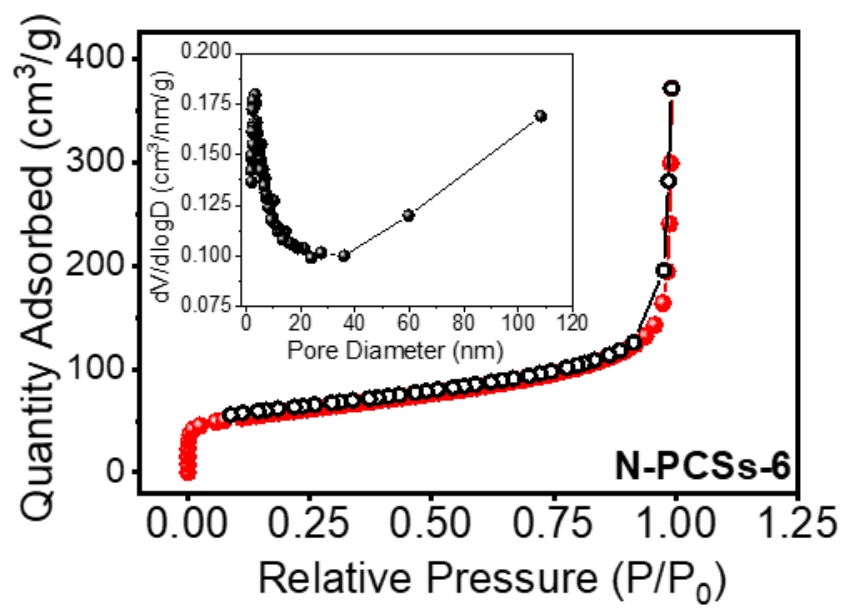


Figure S3. N₂ sorption isotherms and pore distributions of N-PCSs-6.

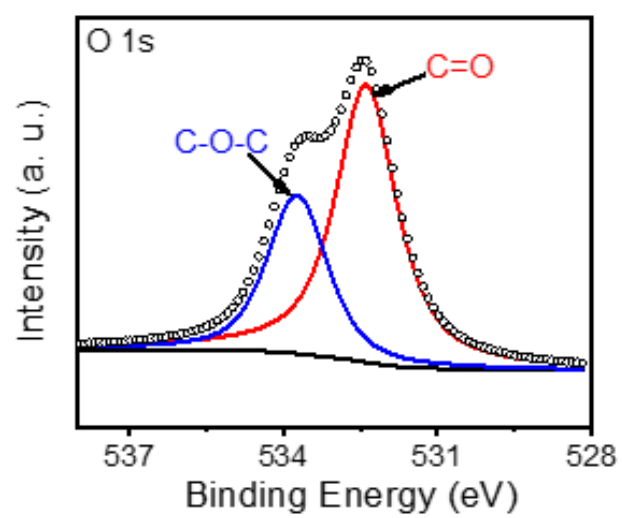


Figure S4. High-resolution O 1s of N-PCSs-6.

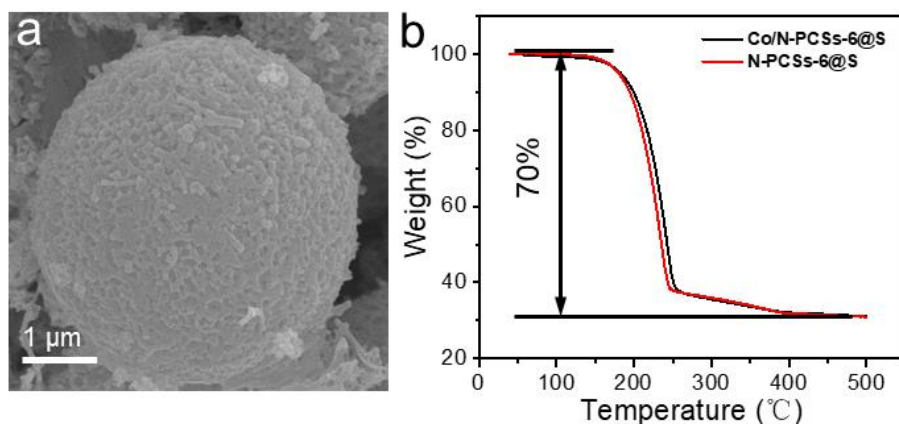


Figure S5. (a) SEM image of Co/N-PCSSs-6@S, (b) Thermogravimetric analysis of Co/N-PCSSs-6@S and N-PCSSs-6@S.

Table S1. Porosity parameters of N-PCSs and Co/N-PCSs.

Samples	BET Multi-point	BET Single-	Langmuir	T-Plot
	Method	point method	Method	method
	(m ² g ⁻¹)	(m ² g ⁻¹)	(m ² g ⁻¹)	(m ² g ⁻¹)
N-PCSs-6	194	193	309	97
Co/N-PCSs-6	212	211	337	144