

Supplementary Information

Preparation and Characterization of Silica Aerogel Microspheres

Qifeng Chen, Hui Wang and Luyi Sun

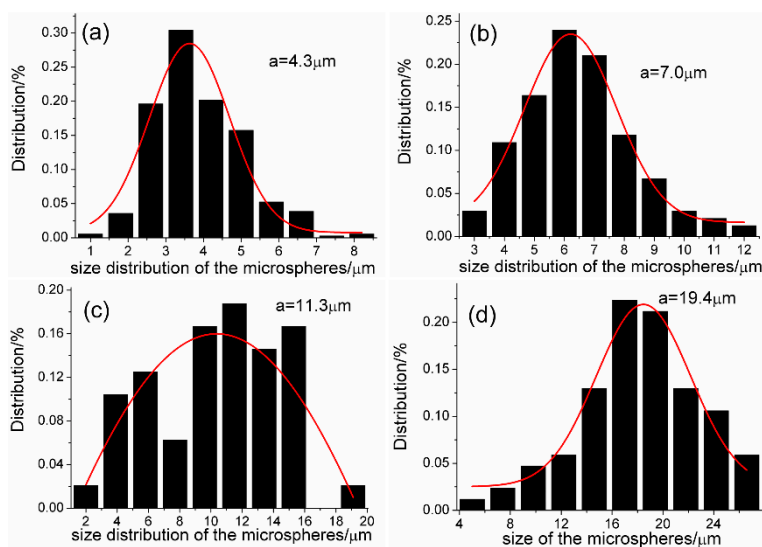


Figure S1. Particle size distribution of the silica aerogel microspheres prepared at different water/oil ratios: (a) SA.V_{0.1}, (b) SA.V_{0.2}, (c) SA.V_{0.3}, (d) SA.V_{0.4}.




Figure S2. SEM image of the silica aerogel microspheres prepared at 65 wt% Span 80 and 35 wt% tween 80 (HLB = 8).




Figure S3. Contact angel of aerogel microspheres (SA.S9:T1(HT)).

Table S1. Detailed material information.

Materials	Molecular Weight	Molecular Formula	Materials	Molecular Weight	Molecular Formula
n-Heptane	100.20	C ₇ H ₁₆	Tween 80	428.60	C ₂₄ H ₄₄ O ₆
Span 80	428.60	C ₂₄ H ₄₄ O ₆	Ethanol	46.07	C ₂ H ₆ O
n-Hexane	86.18	C ₆ H ₁₄	n-Butyl alcohol	74.12	CH ₃ (CH ₂) ₃ OH
Nitric acid	63.01	HNO ₃	Tetraethoxysilane	208.33	Si(OC ₂ H ₅) ₄
Trimethyl chlorosilane	108.64	C ₃ H ₉ ClSi	Hexamethyldisiloxane	162.38	C ₆ H ₁₈ OSi ₂
Ammonia hydroxide	35.05	NH ₄ OH	Alkaline silica sol	60.08	SiO ₂