

Article

# Preparation and Supercooling Modification of Salt Hydrate Phase Change Materials Based on $\text{CaCl}_2 \cdot 2\text{H}_2\text{O}/\text{CaCl}_2$

Xiaoxiao Xu <sup>1,†</sup>, Zhijun Dong <sup>2,†</sup>, Shazim Ali Memon <sup>3</sup>, Xiaohua Bao <sup>1</sup> and Hongzhi Cui <sup>1,\*</sup>

<sup>1</sup> College of Civil Engineering, Shenzhen University, Shenzhen 518060, China; 2150150414@email.szu.edu.cn (X.X.); bxh@szu.edu.cn (X.B.)

<sup>2</sup> School of Traffic and Environment, Shenzhen Institute of Information Technology, Shenzhen 518060, China; dongzj@sziit.edu.cn

<sup>3</sup> Department of Civil Engineering, School of Engineering, Nazarbayev University, Astana 010000, Kazakhstan; shazim.memon@nu.edu.kz

\* Correspondence: h.z.cui@szu.edu.cn; Tel.: +86-755-26917849

† These authors contributed equally to this paper.

Received: 3 April 2017; Accepted: 17 June 2017; Published: 23 June 2017

**Abstract:** Salt hydrates have issues of supercooling when they are utilized as phase change materials (PCMs). In this research, a new method was adopted to prepare a salt hydrate PCM (based on a mixture of calcium chloride dihydrate and calcium chloride anhydrous) as a novel PCM system to reduce the supercooling phenomenon existing in  $\text{CaCl}_2 \cdot 6\text{H}_2\text{O}$ . Six samples with different compositions of  $\text{CaCl}_2$  were prepared. The relationship between the performance and the proportion of calcium chloride dihydrate ( $\text{CaCl}_2 \cdot 2\text{H}_2\text{O}$ ) and calcium chloride anhydrous ( $\text{CaCl}_2$ ) was also investigated. The supercooling degree of the final PCM reduced with the increase in volume of  $\text{CaCl}_2 \cdot 2\text{H}_2\text{O}$  during its preparation. The PCM obtained with 66.21 wt %  $\text{CaCl}_2 \cdot 2\text{H}_2\text{O}$  reduced the supercooling degree by about 96.8%. All six samples, whose ratio of  $\text{CaCl}_2 \cdot 2\text{H}_2\text{O}$  to ( $\text{CaCl}_2$  plus  $\text{CaCl}_2 \cdot 2\text{H}_2\text{O}$ ) was 0%, 34.03%, 53.82%, 76.56%, 90.74%, and 100% respectively, showed relatively higher enthalpy (greater than 155.29 J/g), and have the possibility to be applied in buildings for thermal energy storage purposes. Hence,  $\text{CaCl}_2 \cdot 2\text{H}_2\text{O}$  plays an important role in reducing supercooling and it can be helpful in adjusting the solidification enthalpy. Thereafter, the influence of adding different percentages of Nano- $\text{SiO}_2$  (0.1 wt %, 0.3 wt %, 0.5 wt %) in reducing the supercooling degree of some PCM samples was investigated. The test results showed that the supercooling of the salt hydrate PCM in Samples 6 and 5 reduced to 0.2 °C and 0.4 °C respectively. Finally, the effect of the different cooling conditions, including frozen storage (−20 °C) and cold storage (5 °C), that were used to prepare the salt hydrate PCM was considered. It was found that both cooling conditions are effective in reducing the supercooling degree of the salt hydrate PCM. With the synergistic action of the two materials, the performance and properties of the newly developed PCM systems were better especially in terms of reducing the supercooling degree of the PCM. The novel composite PCMs are promising candidates for thermal energy storage applications.

**Keywords:** phase change materials; calcium chloride hexahydrate; supercooling; Nano- $\text{SiO}_2$

## 1. Introduction

Phase change materials (PCMs), which are widely being used in many fields including buildings and solar applications, have attracted the research community due to their high energy storage and small temperature change from storage to retrieval [1,2]. In comparison to organic PCMs, inorganic PCMs such as salt hydrates are more preferred due to their high latent storage, non-flammability,

good thermal conductivity, and low cost [3]. However, many salt hydrate PCMs undergo serious supercooling and phase decomposition during the process of releasing latent heat, which limits their utilization in practical applications. Extremely tiny nucleation agents have been used to influence the supercooling of hydrate salt PCMs. These nucleation agents when added to the melted PCM will stimulate crystallization during freezing [4–7].

The  $\text{CaCl}_2 \cdot 6\text{H}_2\text{O}$  PCM has high latent heat, a low phase-transition temperature ( $29.5\text{ }^\circ\text{C}$ ), and is more suitable for utilization in building for energy conservation or power saving in summer [8]. It is a by-product (waste) commonly obtained from many chemical processes such as the production of soda ash. The formation of  $\text{CaCl}_2 \cdot 2\text{H}_2\text{O}$  usually depends on water loss from  $\text{CaCl}_2 \cdot 6\text{H}_2\text{O}$  by heating it to  $175.5\text{ }^\circ\text{C}$ . In addition, it is convenient to develop  $\text{CaCl}_2 \cdot 2\text{H}_2\text{O}$  from  $\text{CaCl}_2 \cdot 6\text{H}_2\text{O}$ . However, high purity  $\text{CaCl}_2 \cdot 6\text{H}_2\text{O}$  has serious supercooling during freezing, which restricts its practical application as a phase change material and needs to be avoided. Lane [4] introduced different kinds of inorganic salt (as additive) having a similar crystal structure to that of  $\text{CaCl}_2 \cdot 6\text{H}_2\text{O}$  to reduce the supercooling degree of  $\text{CaCl}_2 \cdot 6\text{H}_2\text{O}$ . During the past decades, investigators have provided some explanation, reasons, and instructions for further research. Fellchenfeld and Sarig [9] hold a view that a specific nucleation agent should have a structure similar to that of the crystal it is going to nucleate. While investigating  $\text{CaCl}_2 \cdot 6\text{H}_2\text{O}$ , the authors concluded that the purpose of a nucleation agent is to ensure that the hexahydrate crystallizes and makes the system more stable. Agron and Busing [10] compared  $\text{CaCl}_2 \cdot 6\text{H}_2\text{O}$  with  $\text{SrCl}_2 \cdot 6\text{H}_2\text{O}$  and found that the interatomic distances, bond angles, and dihedral angles between planes are all similar. The crystal structure similarity helps liquid  $\text{CaCl}_2 \cdot 6\text{H}_2\text{O}$  easily adhere to the surface of  $\text{SrCl}_2 \cdot 6\text{H}_2\text{O}$  and to crystallize when the temperature of the liquid falls below the phase-transition point. Hence, the researchers commonly utilized inorganic salts or some hydrate salts with the goal to reduce the supercooling of PCMs, and effective results were obtained.

Nano additives have been used to eliminate the supercooling of different PCM systems [11–13]. It is known that the shape and size of nanoparticles could have positive effects on nucleation during the crystal growth process of a PCM. He et al. [12] used  $\text{TiO}_2$  nanoparticles in a  $\text{BaCl}_2$  aqueous solution, and reduced the supercooling degree of a PCM system by 84.92%. Ma et al. [13] reported that nano- $\text{TiO}_2$  reduced the supercooling of  $\text{Al}_2(\text{SO}_4)_3 \cdot 18\text{H}_2\text{O}$  by 88.39%. Metal nanoparticles, metallic oxide nanoparticles, and metal nitride nanoparticles ( $\text{Cu}$ ,  $\text{Al}_2\text{O}_3$ , and  $\text{AlN}$ ) added into a PCM can also stimulate and ensure a timely crystallization so as to reduce the supercooling that occurs during solidification [14–16]. Zhang et al. [17] dispersed hydrophobic  $\text{SiO}_2$  nanoparticles as nucleating agents into n-Octacosane emulsions, and found that the composite with a 0.3 wt % concentration of  $\text{SiO}_2$  nanoparticles was most effective in eliminating supercooling. Li et al. [18] evaluated the performance of graphene,  $\text{SiO}_2$  nanofluids, and  $\text{TiO}_2$  nanofluids (with different additive volumes) in reducing the supercooling degree of pure water. The authors found that graphene was the most effective, and with a small dosage ( $0.02\text{ wt } \% \pm 0.001$ ) can entirely eliminate the supercooling degree of pure water. Hence, in recent years, nano materials, which use salt or hydrate salt, are more preferred due to its lower additive volume and higher efficiency.

However, the literature evaluating the performance of  $\text{CaCl}_2 \cdot 6\text{H}_2\text{O}$  and similar PCMs based on  $\text{CaCl}_2$  with nano particles is scarce. According to the researchers in Ref. [19],  $\text{CaCl}_2 \cdot 6\text{H}_2\text{O}$  is a promising PCM for heating and cooling processes in building applications. However, in their research [19], the data of DSC (Differential Scanning Calorimetry) measurements under different cycles seemed to be random and instable. Some researchers insisted that adding additives can suppress the formation of  $\text{CaCl}_2 \cdot 4\text{H}_2\text{O}$ , which leads to the segregation of a PCM [20,21]. Chmit et al. [21] investigated the relationships between the volume of  $\text{CaCl}_2$  and  $\text{H}_2\text{O}$  for the preparation of  $\text{CaCl}_2 \cdot 6\text{H}_2\text{O}$ . They found that the maximum enthalpy was obtained with a 50.66 wt % of  $\text{CaCl}_2$ . However, they also found that the formation of  $\text{CaCl}_2 \cdot 4\text{H}_2\text{O}$  as well as the sample volume would result in the instability of DSC data.

It is pertinent to mention here that in the existing studies, the authors have seldom discussed the preparation method of  $\text{CaCl}_2 \cdot 6\text{H}_2\text{O}$ . Moreover, as per the authors' knowledge, no researchers have explored the relationships between the additive volumes of  $\text{CaCl}_2 \cdot 2\text{H}_2\text{O}$  and  $\text{CaCl}_2$ . Hence, in this

paper, a novel salt hydrate PCM ( $\text{CaCl}_2 \cdot 2\text{H}_2\text{O}$ - $\text{CaCl}_2$ - $\text{H}_2\text{O}$ ) was prepared to reduce supercooling by evaluating the relationship between the proportion of calcium chloride dihydrate ( $\text{CaCl}_2 \cdot 2\text{H}_2\text{O}$ ) and calcium chloride anhydrous ( $\text{CaCl}_2$ ). The role of  $\text{CaCl}_2 \cdot 2\text{H}_2\text{O}$  in reducing supercooling as well as its effect on adjusting the solidification enthalpy was investigated. Nano  $\text{SiO}_2$  was selected to modify and eliminate the supercooling of the PCM system to less than a degree. The method applied in this research to prepare the salt hydrate PCM was relatively uncomplicated and easy to use. Finally, the effect of the different cooling conditions, including frozen storage ( $-20\text{ }^\circ\text{C}$ ) and cold storage ( $5\text{ }^\circ\text{C}$ ), that were used to prepare the salt hydrate PCM was considered.

## 2. Experimental Section

### 2.1. Materials Selection

Calcium chloride dihydrate ( $\text{CaCl}_2 \cdot 2\text{H}_2\text{O}$ , purity >99%) and calcium chloride anhydrous ( $\text{CaCl}_2$ , purity >99%) were obtained from Guangdong, Huada Chemical Co., Ltd. (Shenzhen, China). The deionized water ( $\text{H}_2\text{O}$ ) was obtained from Foshan Hugke Water Treatment Equipment Co., Ltd. (Foshan, China). The Nano  $\text{SiO}_2$  ( $\text{SiO}_2$ , purity >99.5%, diameter:  $15 \pm 5\text{ nm}$ ) was purchased from Shanghai Macklin Biochemical Co., Ltd. (Shanghai, China).

### 2.2. Preparation of PCMs

In this paper, a new method was used to prepare the  $\text{CaCl}_2 \cdot 2\text{H}_2\text{O}$  and  $\text{CaCl}_2$  as a salt hydrate PCM. The principle of how a PCM system works is based on the phase-transition mechanism of  $\text{CaCl}_2 \cdot 6\text{H}_2\text{O}$ . Based on the molecular formula of  $\text{CaCl}_2 \cdot 6\text{H}_2\text{O}$ , we have known that  $\text{CaCl}_2 : 6\text{H}_2\text{O} = 111 : 108$ . In order to prepare the salt hydrate PCM, a degree of supersaturation was required. At first, we prepared a saturated  $\text{CaCl}_2$  solution, which was required for the salt hydrate PCM. Table 1 shows the solubility of  $\text{CaCl}_2$  in 100 g water under different liquid temperatures.

**Table 1.** Solubility of calcium chloride in water (100 g) at different temperatures.

Temperature ( $^\circ\text{C}$ )	0	10	20	30	40	60	80	100
Solubility (g)	59.5	64.7	74.5	100	128	137	147	159

It can be seen that when the temperature of the water is  $30\text{ }^\circ\text{C}$ , the solubility of  $\text{CaCl}_2$  is 100 g, and is similar to the molecular weight ratio of  $\text{CaCl}_2$  to  $\text{H}_2\text{O}$  in  $\text{CaCl}_2 \cdot 6\text{H}_2\text{O}$  (111:108). In this experiment, we calculated the concentration of  $\text{CaCl}_2$  and  $\text{CaCl}_2 \cdot 2\text{H}_2\text{O}$  by using Equation (1).

$$\frac{x + \frac{111}{147}y}{\frac{36}{147}y + z} = 1 \quad (1)$$

where  $x$  and  $y$  represent the weight of  $\text{CaCl}_2$  and  $\text{CaCl}_2 \cdot 2\text{H}_2\text{O}$  molecules respectively; and  $z$  represents the weight of the deionized water which was used as a solvent for the  $\text{CaCl}_2$  and  $\text{CaCl}_2 \cdot 2\text{H}_2\text{O}$ .

Equation (1) reflects the mass ratio of  $\text{CaCl}_2$  and water molecules. As the molar mass of  $\text{CaCl}_2 \cdot 2\text{H}_2\text{O}$  is 147 g/mol, this means that 147 g of  $\text{CaCl}_2 \cdot 2\text{H}_2\text{O}$  contains 36 g of water and 111 g of  $\text{CaCl}_2$ . In this research, we used 50 g of deionized water as a solvent. The right hand side of Equation (1) should be equal to 1.03 ( $111/108 = 1.03$ ). However, during the preparation process, the evaporation of water should be considered. Hence, the ratio of  $\text{CaCl}_2$  to  $\text{H}_2\text{O}$  in Equation (1) was set to 1. Considering the boundary condition of the equation, the value of parameter  $x$  can be fixed as 50 g. The details of the experimental matrix used to prepare the salt hydrate PCM with different values of  $\text{CaCl}_2$  ( $x$ ),  $\text{CaCl}_2 \cdot 2\text{H}_2\text{O}$  ( $y$ ), and  $\text{H}_2\text{O}$  ( $z$ ) are listed in Table 2. During production, the ratios of all of the raw materials have to be kept. It is worth mentioning here that the yield of the product produced depends on the scale of production.

**Table 2.** Salt hydrate phase change materials (PCMs) with different  $\text{CaCl}_2 \cdot 2\text{H}_2\text{O}$  and  $\text{CaCl}_2$ .

Parameters and Items	Sample No.					
	1	2	3	4	5	6
$x$ (g)	50.00	39.58	29.17	18.75	8.33	0.00
$y$ (g)	0.00	20.42	40.83	61.25	81.67	98.00
$z$ (g)	50.00	50.00	50.00	50.00	50.00	50.00
$x + y$ (g)	50.00	60.00	70.00	80.00	90.00	98.00
$y/(x + y)$ (%)	0	34.03	58.32	76.56	90.74	100
$x/(x + y + z)$ (%)	50.00	35.98	24.31	14.42	5.95	0
$y/(x + y + z)$ (%)	0	18.56	34.03	47.12	58.34	66.21

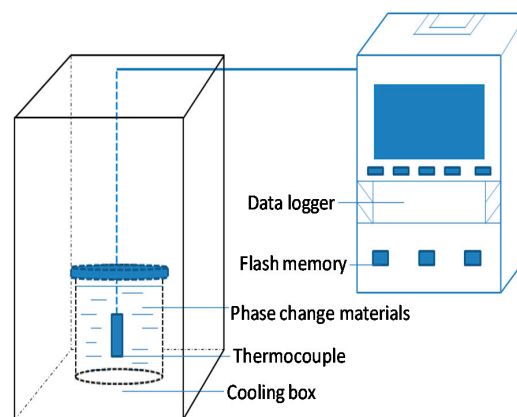
Notes:  $x$ : mass of  $\text{CaCl}_2$ ;  $y$ : mass of  $\text{CaCl}_2 \cdot 2\text{H}_2\text{O}$ ;  $z$ : mass of  $\text{H}_2\text{O}$ .

For the preparation of samples, different concentrations of  $\text{CaCl}_2$  and  $\text{CaCl}_2 \cdot 2\text{H}_2\text{O}$  were weighted and added into deionized water. An agitator (RW 20 D S025, IKA, Guangzhou, China) operated at a 500 r/min speed was employed to mix the materials for 30 min, while a water-bath (HH-2, Zhiborui Instrument Manufacturer, Changzhou, China) was utilized to ensure that the temperature during the experiment remained at 30 °C. After mixing all of the ingredients, the solution was kept in a refrigerating cabinet for about 12 h so as to stimulate crystallization. This method requires fast freezing the solution to reach −20 °C, so that the quality of the salt hydrate PCM can be guaranteed. In order to explore the effect of nano  $\text{SiO}_2$  as a nucleation agent in reducing supercooling, an ultrasonic homogenizer (JY-92-IIN, Ningbo Xinzhi Biotech Co., Ltd., Ningbo, China) was used to disperse the nano particles. For this purpose, firstly, the nano  $\text{SiO}_2$  particles were dispersed in deionized water, which was followed by the mixing of the  $\text{CaCl}_2 \cdot 2\text{H}_2\text{O}$  and the  $\text{CaCl}_2$  in the nanofluid. This technique is more convenient and effective than directly adding nano particles into the melted PCM. According to this method, nanofluid can easily be mixed with other ingredients. The concentration of  $\text{SiO}_2$  was 0.1%, 0.3%, and 0.5% by weight of the PCMs. After determining the most suitable dosage of  $\text{SiO}_2$  in reducing the supercooling degree of the PCM, the effect of different cooling conditions, including frozen storage (−20 °C) and cold storage (5 °C), that were used for preparing the salt hydrate PCM was also considered.

### 2.3. Experimental Methods and Procedure

In this research, the T-history method was used to record the cooling temperatures of the samples. After preparation, all of the PCM samples were heated in a water bath at 40 °C, followed by keeping the samples in a cooling chamber. The details of the supercooling degree recording system are shown in Figure 1. During the solidification process, the cooling temperature was measured by thermocouples (Type K resolution  $\pm 0.3$  °C), which were connected to a data recorder (TP700, Shenzhen TOPRIE Electronics Co., Ltd., Shenzhen, China). The temperature of the cooling chamber was set to drop gradually to reach −15 °C.

The mineralogical analysis of samples was carried out by X-ray diffraction (D8 Advanced, Bruker, Karlsruhe, Germany), while the thermal properties including the phase change temperature and the latent heat of the samples were measured by a DSC (Differential Scanning Calorimetry) instrument (DSC-200L, Nanjing Dazhan Electrical Technology Company, Nanjing, China). Finally, to evaluate the dispersion efficiency of the nano particles in the salt hydrate PCM, an environmental scanning electron microscopy (ESEM) (FEI, Quanta TM 250 FEG, Hillsboro, OR, USA) was utilized to capture micrographs of the prepared composite PCM.

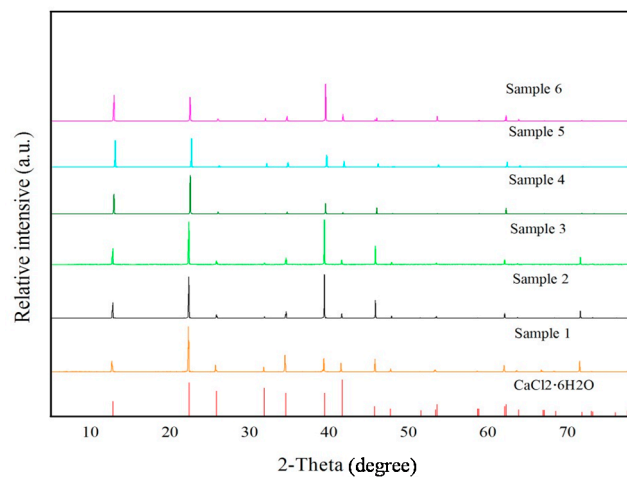


**Figure 1.** Schematic diagram of the supercooling degree recording system.

### 3. Results and Discussion

#### 3.1. Analysis of Mineralogical, Thermal and Supercooling Phenomenon

The mineralogical analysis of the prepared samples was carried out by XRD. The XRD spectra of all of the prepared samples are shown in Figure 2. The peak positions reflected are all related to standard  $\text{CaCl}_2 \cdot 6\text{H}_2\text{O}$  as provided by the XRD database. Therefore, all of the samples can be considered to follow the phase-transition mechanism of  $\text{CaCl}_2 \cdot 6\text{H}_2\text{O}$ . The only difference in spectrum is the height of peak intensity, which is related to the degree of crystallization. It also means that the variation in volume of  $\text{CaCl}_2 \cdot 2\text{H}_2\text{O}$  has an influence on the crystallization degree of the salt hydrate PCM. The photographs of all six samples are shown in Figure 3.



**Figure 2.** XRD patterns of the prepared six samples and standard  $\text{CaCl}_2 \cdot 6\text{H}_2\text{O}$  phase.

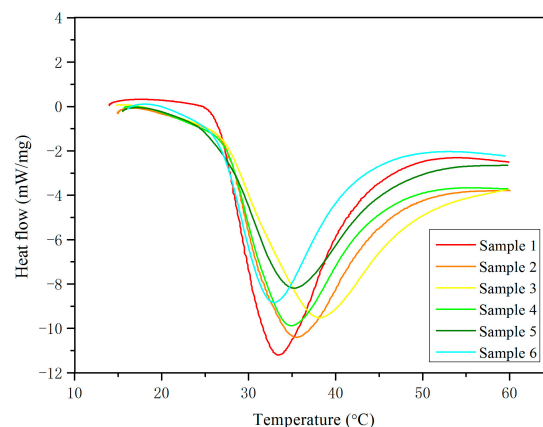
The melting curves of all of the samples determined by DSC are shown in Figure 4, while the detailed thermal properties—i.e., the starting phase-transition temperature, the complete melting temperature, and the solidification enthalpy—are presented in Table 3. The solidification enthalpy reduced with the increase in the volume of  $\text{CaCl}_2 \cdot 2\text{H}_2\text{O}$ . The reduction in the solidification enthalpy was compromised over improving the supercooling degree of the PCM. The starting phase-transition temperature of all of the samples was found to be around  $28^\circ\text{C}$ . This shows that the prepared PCMs can be used for thermal energy storage applications in buildings, as their phase-transition temperatures are located within the range of the human comfort zone. Among all of the samples, the maximum enthalpy recorded was more than  $200\text{ J/g}$ , which is obviously higher than in other research [8]. Sample 6 showed



the lowest value of enthalpy (about 155.29 J/g); however, it is still higher than other inorganic PCMs that are used for a building's energy conservation [7]. Therefore, all six samples have relatively higher enthalpy, and have the possibility to be applied in buildings for thermal energy storage purposes.



**Figure 3.** The photo of the prepared six samples containing different volumes of  $\text{CaCl}_2 \cdot 2\text{H}_2\text{O}$  and  $\text{CaCl}_2$ .



**Figure 4.** DSC melting curves of Samples 1–6.

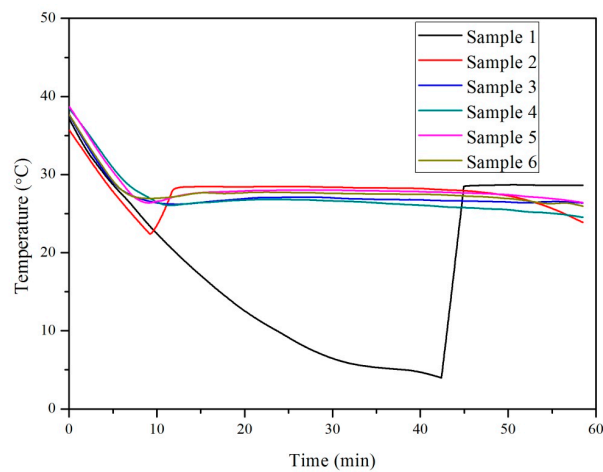
**Table 3.** Thermal properties of all samples evaluated by DSC.

Items	Sample 1		Sample 2		Sample 3		Sample 4		Sample 5		Sample 6	
	Mean	Standard Deviation	Mean	Standard Deviation	Mean	Standard Deviation	Mean	Standard Deviation	Mean	Standard Deviation	Mean	Standard Deviation
Mass of samples (mg)	12.0	0.2	17.9	0.2	27.6	0.4	17.8	0.2	23.8	0.3	14.5	0.3
$T_{eo}$ (°C)	27.1	0.3	28.1	0.3	27.9	0.4	27.8	0.5	27.4	0.4	27.4	0.3
$T_m$ (°C)	33.7	0.5	36.2	0.4	38.6	0.5	35.3	0.3	35.6	0.4	33.1	0.4
H (J/g)	205.13	2.1	181.02	1.8	174.37	1.9	178.60	1.6	167.44	1.9	155.29	1.6

Notes:  $T_{eo}$ : start phase-transition temperature;  $T_m$ : complete melting temperature; H: solidification enthalpy.

The cooling curves of all six samples are shown in Figure 5. The supercooling degree of Samples 1–6 was found to be 24.7 °C, 6.1 °C, 0.9 °C, 0.8 °C, 1.6 °C, and 0.8 °C, respectively. This shows that the supercooling degree reduced with the increase in the volume of  $\text{CaCl}_2 \cdot 2\text{H}_2\text{O}$ . Therefore,  $\text{CaCl}_2 \cdot 2\text{H}_2\text{O}$  mixed with  $\text{CaCl}_2$  in deionized water can be used to prepare a preferable salt hydrate PCM system. In comparison to Sample 1 without  $\text{CaCl}_2 \cdot 2\text{H}_2\text{O}$ , Sample 5 containing a higher volume of  $\text{CaCl}_2 \cdot 2\text{H}_2\text{O}$  (58.34 wt %) reduced supercooling to a higher degree. This proves that  $\text{CaCl}_2 \cdot 2\text{H}_2\text{O}$  is an effective nucleating agent to reduce the supercooling of salt hydrate PCMs. It can also be seen that

the supercooling reduction performance of Sample 2 was not efficient when compared with the other samples. Hence, for the different wt % of  $\text{CaCl}_2 \cdot 2\text{H}_2\text{O}$  tried in this research, the minimum volume of  $\text{CaCl}_2 \cdot 2\text{H}_2\text{O}$  acceptable for reducing the supercooling of a PCM should be greater than 34.03 wt %.

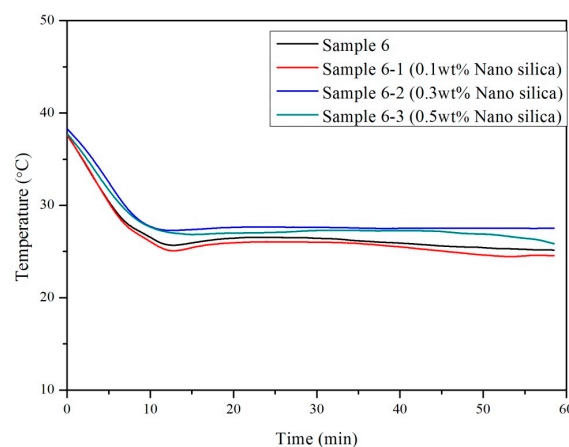


**Figure 5.** Cooling curve of the six  $\text{CaCl}_2 \cdot 2\text{H}_2\text{O}$ - $\text{CaCl}_2$ - $\text{H}_2\text{O}$  samples.

### 3.2. Influence of Nano- $\text{SiO}_2$ Addition and Cooling Conditions in Reducing Supercooling

After determining the optimum dosage of  $\text{CaCl}_2 \cdot 2\text{H}_2\text{O}$  in reducing the supercooling degree of a PCM (Sample 6), the influence of adding different percentages of  $\text{SiO}_2$  in reducing supercooling was determined. For this purpose, Sample 6 was prepared with different dosages of  $\text{SiO}_2$  (0.1%, 0.3%, 0.5% by weight of the PCM). The results of the cooling curves are shown in Figure 6, while the details of the thermal properties are presented in Table 4. It can be seen that the supercooling degree ( $\Delta T = T_m - T_n$ ) reduced with an increase in the percentage of  $\text{SiO}_2$  particles, and it was almost eliminated when the dosage of nano  $\text{SiO}_2$  particles was 0.5 wt %. In comparison to Sample 1 (with only  $\text{CaCl}_2$ ), the performance of Sample 6 with nano  $\text{SiO}_2$  particles is more promising to be applied as a specific PCM.

The cooling curves of Sample 6 (0.5 wt % nano  $\text{SiO}_2$  particles) prepared with different cooling conditions (frozen storage ( $-20^\circ\text{C}$ ) and cold storage ( $5^\circ\text{C}$ )) are compared in Figure 7. For both samples, the supercooling degree was eliminated, and hence the influence of different cooling conditions for preparing the samples can be neglected. However, the storage temperature of PCMs is required to be lower than  $5^\circ\text{C}$  to guarantee a better crystallization for the prepared PCM.

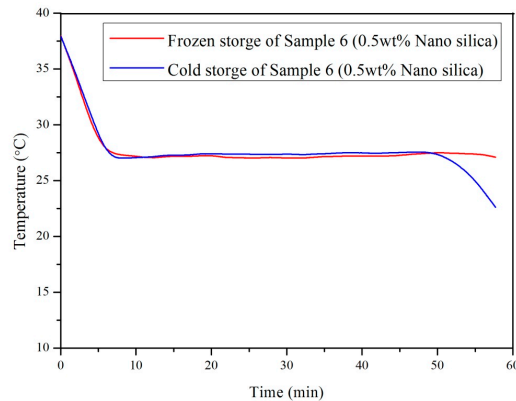


**Figure 6.** Cooling curve of Sample 6 with different dosages of nano  $\text{SiO}_2$  particles.

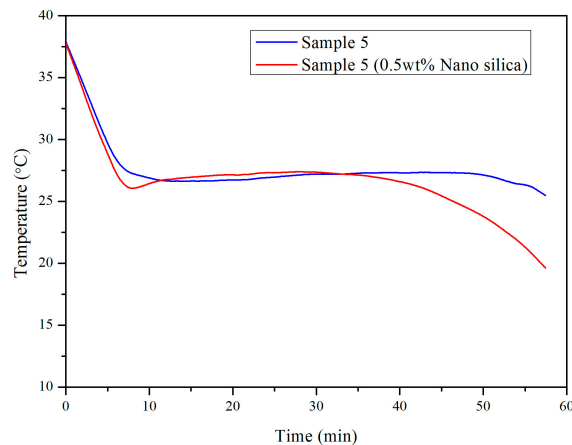
**Table 4.** Reduction in supercooling degree with the addition of SiO<sub>2</sub> nanofluids.

Additive Volume (%)	T <sub>m</sub> (°C)		T <sub>n</sub> (°C)		ΔT (°C)	
	Mean	Standard Deviation	Mean	Standard Deviation	Mean	Standard Deviation
0	26.6	0.4	25.7	0.6	0.8	0.2
0.1	26.0	0.3	25.1	0.4	0.9	0.2
0.3	27.6	0.4	27.3	0.3	0.3	0.1
0.5	27.3	0.5	27.1	0.5	0.2	0.1

Notes: T<sub>m</sub>: phase change temperature; T<sub>n</sub>: supercooling temperature; ΔT: supercooling degree.


**Figure 7.** Cooling curve of Sample 6 (0.5 wt % nano SiO<sub>2</sub> particles) with different cooling conditions.

Based on the better performance of the 0.5 wt % dosage of nano SiO<sub>2</sub> particles in Sample 6, the same dosage was also utilized in Sample 5 so as to evaluate its effect in reducing supercooling. The cooling curves are presented in Figure 8. The cooling curve of Sample 5 composited with 0.5 wt % nano SiO<sub>2</sub> particles is smoother than the sample without nano particles. After adding the nano particles, the supercooling degree of Sample 5 reduced from 1.5 °C to 0.4 °C. This shows that the supercooling of the SiO<sub>2</sub>-CaCl<sub>2</sub>·2H<sub>2</sub>O-CaCl<sub>2</sub> salt hydrate PCM was almost eliminated. Hence, it can be deduced that during solidification, nano SiO<sub>2</sub> particles have a positive effect on crystal growth. It can be inferred that CaCl<sub>2</sub>·2H<sub>2</sub>O, as an effective nucleation agent, can reduce the substantial supercooling of the PCM system, while nano SiO<sub>2</sub> particles have a positive effect in reducing supercooling. With the synergistic action of the two materials, the performances and properties of the newly developed PCM system can be better—especially in terms of supercooling—than reported in previous research [7,14,22,23]. We would like to mention here that no segregation occurred for all of the PCMs that were used in this research.

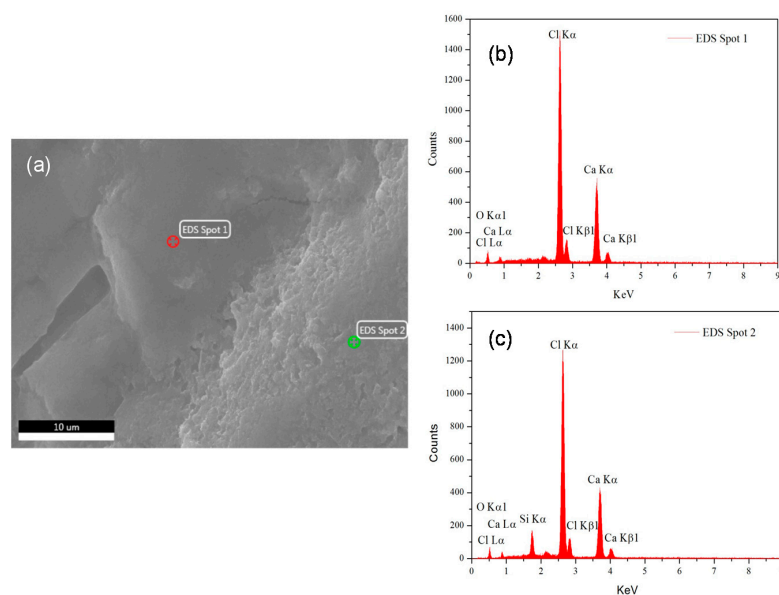
**Figure 8.** Cooling curve of Sample 5 with and without 0.5 wt % nano SiO<sub>2</sub> particles.



The micrographs of Sample 6 containing 0.5 wt % nano SiO<sub>2</sub> particles are shown in Figure 9. The crystal structure of the sample seems to be irregular. In fact, due to the synergetic effect of the salt hydrate PCM and the nano SiO<sub>2</sub> particles, the PCM was closely bounded by nano SiO<sub>2</sub> particles (Figure 9a). This shows that the crystallization of a PCM is affected by nano particles. Figure 9b shows the micrograph of the prepared composite PCM at a lower magnification. Although ultra-sonication is an effective method in dispersing nano SiO<sub>2</sub> particles, the dispersion effect was not, however, perfect (Figure 9b). From the SEM photograph, and based on the peak intensity of element Si (Figure 10a–c), it can be inferred that the PCMs with a smooth surface have a lower concentration of nano SiO<sub>2</sub> particles than the PCMs with a rough surface. This shows that ultra-sonication should be having an influence on the quality of the final product prepared by combining nano SiO<sub>2</sub> particles and PCM, which, in turn, has a relationship with the supercooling's reduction. Hence, the presence of too many smooth surface areas may result in the formation of nano SiO<sub>2</sub> floccus, thereby reducing the efficiency of a composite PCM. It is therefore suggested that in the future, researchers should focus on parameters influencing the formation of these smooth surfaces.



**Figure 9.** ESEM photographs of Sample 6 adding 0.5 wt % nano SiO<sub>2</sub> particles (a) 25,000× magnification; (b) 5000× magnification.



**Figure 10.** EDS (Energy Dispersive Spectrometer) photograph of Sample 6 with 0.5 wt % nano SiO<sub>2</sub> particles (a) ESEM micrograph with two EDS spots; (b) EDS results of spot 1; (c) EDS results of spot 2.

#### 4. Conclusions

In this research, a new method was used to prepare  $\text{CaCl}_2 \cdot 2\text{H}_2\text{O}$  and  $\text{CaCl}_2$  as a novel salt hydrate PCM to reduce supercooling. The XRD results showed that the peak position of all of the prepared samples mainly matched with the standard XRD pattern of pure  $\text{CaCl}_2 \cdot 6\text{H}_2\text{O}$ . Therefore, all of the samples can be considered to follow the phase-transition mechanism of  $\text{CaCl}_2 \cdot 6\text{H}_2\text{O}$ . The solution was prepared by fast freezing the samples to  $-20^\circ\text{C}$ , which was found to be a successful method. With this new method, salt hydrate PCMs based on  $\text{CaCl}_2 \cdot 6\text{H}_2\text{O}$  can be prepared rapidly.

Salt hydrates have issues of supercooling when they are utilized as PCM. The supercooling degree of the salt hydrate PCM reduced with the increase in volume of  $\text{CaCl}_2 \cdot 2\text{H}_2\text{O}$ . The salt hydrate PCM containing 66.21 wt %  $\text{CaCl}_2 \cdot 2\text{H}_2\text{O}$  reduced the supercooling degree by about 96.8%. Hence,  $\text{CaCl}_2 \cdot 2\text{H}_2\text{O}$  could be recognized as nucleation agent, which reduced the supercooling of the PCM by a large margin, i.e., from  $24.7^\circ\text{C}$  to  $0.8^\circ\text{C}$  (98.8%). For the different dosages of  $\text{CaCl}_2 \cdot 2\text{H}_2\text{O}$  tried in this research, the minimum volume acceptable for reducing the supercooling of the PCM should be greater than 34.03 wt %. All of the prepared samples showed relatively higher enthalpy (greater than 155.29 J/g), and have the possibility to be used for thermal energy storage purposes. Hence,  $\text{CaCl}_2 \cdot 2\text{H}_2\text{O}$  plays an important role in reducing supercooling, and it can be helpful in adjusting the solidification enthalpy.

The prepared PCM samples incorporated with  $\text{SiO}_2$  (Sample 6 and 5) reduced the supercooling degree to  $0.2^\circ\text{C}$  and  $0.4^\circ\text{C}$  respectively. Hence, the hydrate salt PCM samples incorporated with  $\text{SiO}_2$  nearly eliminated supercooling, and have promising potential. The different cooling conditions used for preparing the PCM were found to be effective in reducing the supercooling degree of the PCM. Therefore, the novel composite PCMs can be used for thermal energy storage applications.

From the ESEM images, it was found that the ultra-sonication used to disperse nano  $\text{SiO}_2$  in the prepared PCM might impact the supercooling degree of the PCM. Hence, for better results (in terms of supercooling), it must be ensured that nano  $\text{SiO}_2$  are dispersed uniformly in salt hydrate PCMs.

**Acknowledgments:** The work described in this paper was fully supported by grants from the Natural Science Foundation of China (51372155) and Shenzhen Technology Research Fund (JSGG2016042911117023).

**Author Contributions:** Xiaoxiao Xu did the experiments and data analysis. Zhijun Dong did data analysis and wrote part of this paper. Shazim Ali Memon wrote part of this paper. Xiaohua Bao provided the original ideas and did data analysis. Hongzhi Cui provided the original ideas and wrote part of this paper.

**Conflicts of Interest:** The authors declare no conflict of interest.

#### References

1. Memon, S.A.; Cui, H.; Lo, T.Y.; Li, Q. Development of structural–functional integrated concrete with macro-encapsulated PCM for thermal energy storage. *Appl. Energy* **2015**, *150*, 245–257.
2. Memon, S.A.; Cui, H.Z.; Zhang, H.; Xing, F. Utilization of macro encapsulated phase change materials for the development of thermal energy storage and structural lightweight aggregate concrete. *Appl. Energy* **2015**, *139*, 43–55.
3. Hawes, D.W.; Banu, D.; Feldman, D. The stability of phase change materials in concrete. *Sol. Energy Mater. Sol. Cells* **1992**, *27*, 103–118. [[CrossRef](#)]
4. Lane, G.A. Phase-Change Materials for Energy-Storage Nucleation to Prevent Supercooling. *Sol. Energy Mater. Sol. Cells* **1992**, *27*, 135–160. [[CrossRef](#)]
5. Sharma, A.; Tyagi, V.V.; Chen, C.R.; Buddhi, D. Review on thermal energy storage with phase change materials and applications. *Renew. Sustain. Energy Rev.* **2009**, *13*, 318–345. [[CrossRef](#)]
6. Safari, A.; Saidur, R.; Sulaiman, F.A.; Xu, Y.; Dong, J. A review on supercooling of Phase Change Materials in thermal energy storage systems. *Renew. Sustain. Energy Rev.* **2017**, *70*, 905–919. [[CrossRef](#)]
7. Shahbaz, K.; AlNashef, I.M.; Lin, R.J.; Hashim, M.A.; Mjalli, F.S.; Farid, M.M. A novel calcium chloride hexahydrate-based deep eutectic solvent as a phase change materials. *Sol. Energy Mater. Sol. Cells* **2016**, *155*, 147–154. [[CrossRef](#)]

8. Kenisarin, M.; Mahkamov, K. Salt hydrates as latent heat storage materials: Thermophysical properties and costs. *Sol. Energy Mater. Sol. Cells* **2016**, *145*, 255–286.
9. Feilchenfeld, H.; Sarig, S. Calcium-Chloride Hexahydrate—A Phase-Changing Material for Energy-Storage. *Ind. Eng. Chem. Prod. Res. Dev.* **1985**, *24*, 130–133.
10. Agron, P.A.; Busing, W.R. Calcium and Strontium Dichloride Hexahydrates by Neutron-Diffraction. *Acta Crystallogr. C* **1986**, *42*, 141–143. [[CrossRef](#)]
11. Kibria, M.A.; Anisur, M.R.; Mahfuz, M.H.; Saidur, R.; Metselaar, I.H. A review on thermophysical properties of nanoparticle dispersed phase change materials. *Energy Convers. Manag.* **2015**, *95*, 69–89. [[CrossRef](#)]
12. He, Q.; Wang, S.; Tong, M.; Liu, Y. Experimental study on thermophysical properties of nanofluids as phase-change material (PCM) in low temperature cool storage. *Energy Convers. Manag.* **2012**, *64*, 199–205. [[CrossRef](#)]
13. Ma, Y.; Lei, B.Y.; Liu, Y.C.; Wu, T. Effects of additives on the subcooling behavior of  $\text{Al}_2(\text{SO}_4)_3 \cdot 18\text{H}_2\text{O}$  phase transition. *Appl. Therm. Eng.* **2016**, *99*, 189–194. [[CrossRef](#)]
14. Cui, W.; Yuan, Y.; Sun, L.; Cao, X.; Yang, X. Experimental studies on the supercooling and melting/freezing characteristics of nano-copper/sodium acetate trihydrate composite phase change materials. *Renew. Energy* **2016**, *99*, 1029–1037. [[CrossRef](#)]
15. Wu, S.; Zhu, D.; Li, X.; Li, H.; Lei, J. Thermal energy storage behavior of  $\text{Al}_2\text{O}_3\text{-H}_2\text{O}$  nanofluids. *Thermochim. Acta* **2009**, *483*, 73–77. [[CrossRef](#)]
16. Hu, P.; Lu, D.-J.; Fan, X.-Y.; Zhou, X.; Chen, Z.-S. Phase change performance of sodium acetate trihydrate with AlN nanoparticles and CMC. *Sol. Energy Mater. Sol. Cells* **2011**, *95*, 2645–2649. [[CrossRef](#)]
17. Zhang, X.; Wu, J.-Y.; Niu, J. PCM-in-water emulsion for solar thermal applications: The effects of emulsifiers and emulsification conditions on thermal performance, stability and rheology characteristics. *Sol. Energy Mater. Sol. Cells* **2016**, *147*, 211–224. [[CrossRef](#)]
18. Li, X.; Chen, Y.; Cheng, Z.D.; Jia, L.S.; Mo, S.P.; Liu, Z.W. Ultrahigh specific surface area of graphene for eliminating subcooling of water. *Appl. Energy* **2014**, *130*, 824–829. [[CrossRef](#)]
19. Tyagi, V.V.; Buddhi, D. Thermal cycle testing of calcium chloride hexahydrate as a possible PCM for latent heat storage. *Sol. Energy Mater. Sol. Cells* **2008**, *92*, 891–899. [[CrossRef](#)]
20. Carlsson, B. Phase change behaviour of some latent heat storage media based on calcium chloride hexahydrate. *Sol. Energy* **2009**, *83*, 485–500. [[CrossRef](#)]
21. Schmit, H.; Pfeffer, W.; Rathgeber, C.; Hiebler, S. Calorimetric investigation of the concentration dependent enthalpy change around semicongruent melting  $\text{CaCl}_2 \cdot 6\text{H}_2\text{O}$ . *Thermochim. Acta* **2016**, *635*, 26–33. [[CrossRef](#)]
22. Li, X.; Zhou, Y.; Nian, H.; Ren, X.; Dong, O.; Hai, C.; Shen, Y.; Zeng, J. Phase change behavior of latent heat storage media based on calcium chloride hexahydrate composites containing strontium chloride hexahydrate and oxidation expandable graphite. *Appl. Therm. Eng.* **2016**, *102*, 38–44. [[CrossRef](#)]
23. Arias, F.; Wang, X. Segregation due to motion of front of solidification in phase change materials systems and dependence with shape and dimension factors. *Appl. Therm. Eng.* **2015**, *75*, 366–370. [[CrossRef](#)]

