

Supplementary Materials

# Effect of Air Oxidation on Texture, Surface Properties, and Dye Adsorption of Wood-Derived Porous Carbon Materials

Suhong Ren <sup>1</sup>, Liping Deng <sup>1</sup>, Bo Zhang <sup>2</sup>, Yafang Lei <sup>3</sup>, Haiqing Ren <sup>1</sup>, Jianxiong Lv <sup>1</sup>, Rongjun Zhao <sup>1,\*</sup> and Xiufang Chen <sup>2,\*</sup>

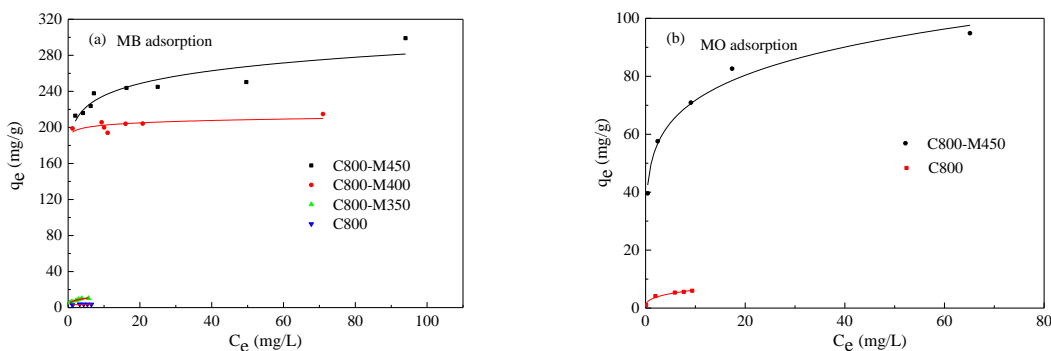
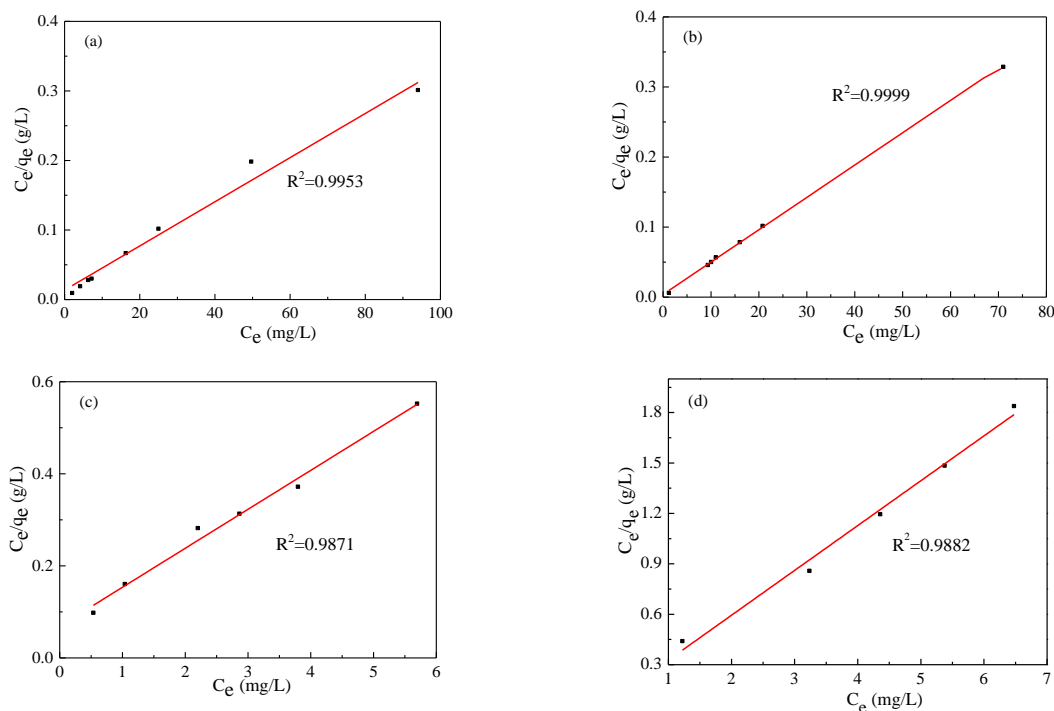
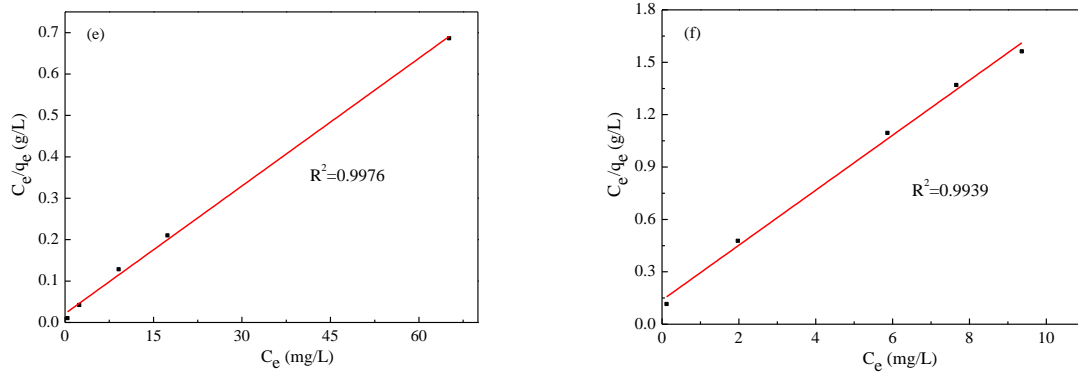
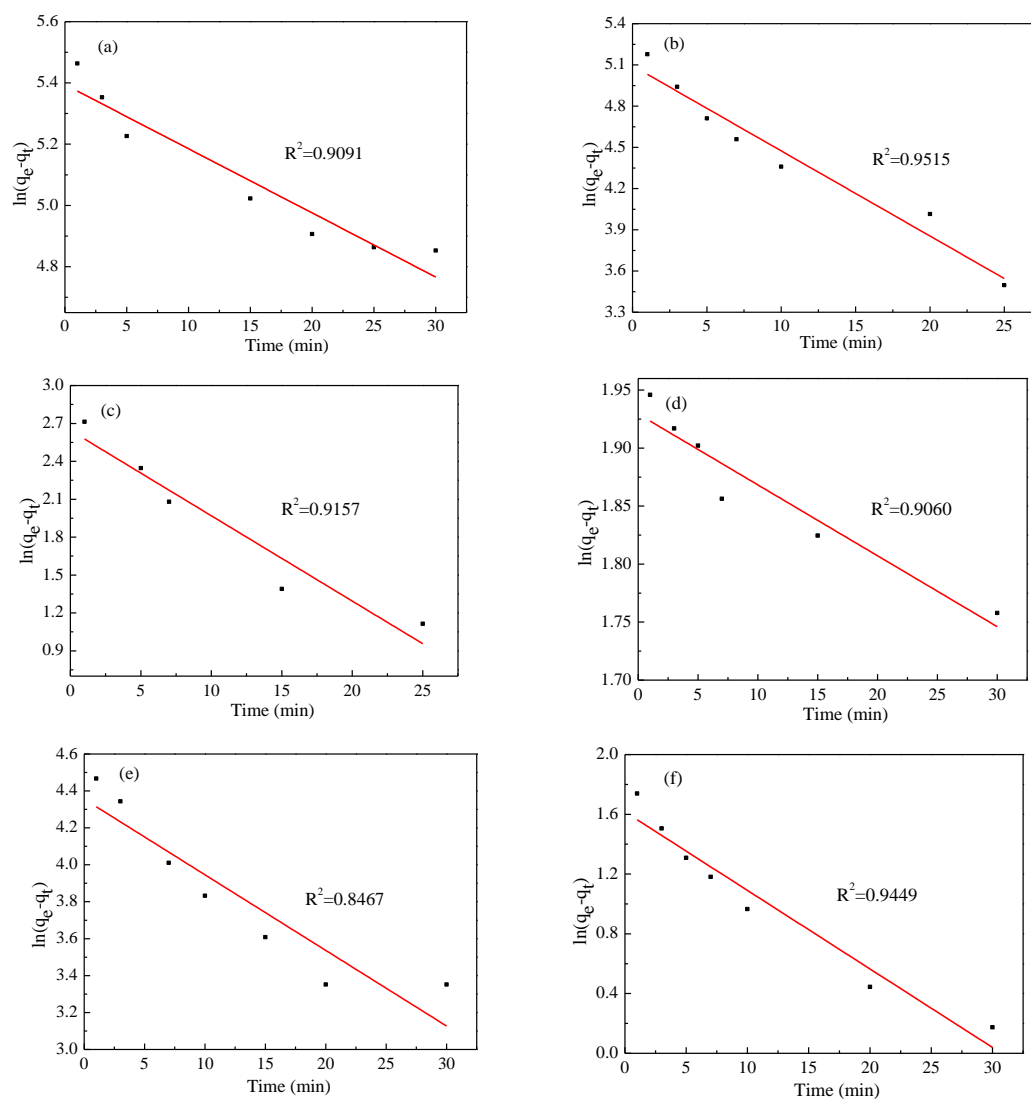


Figure S1.  $q_e$  vs  $C_e$  plots of as-prepared carbons: (a) MB and (b) MO.

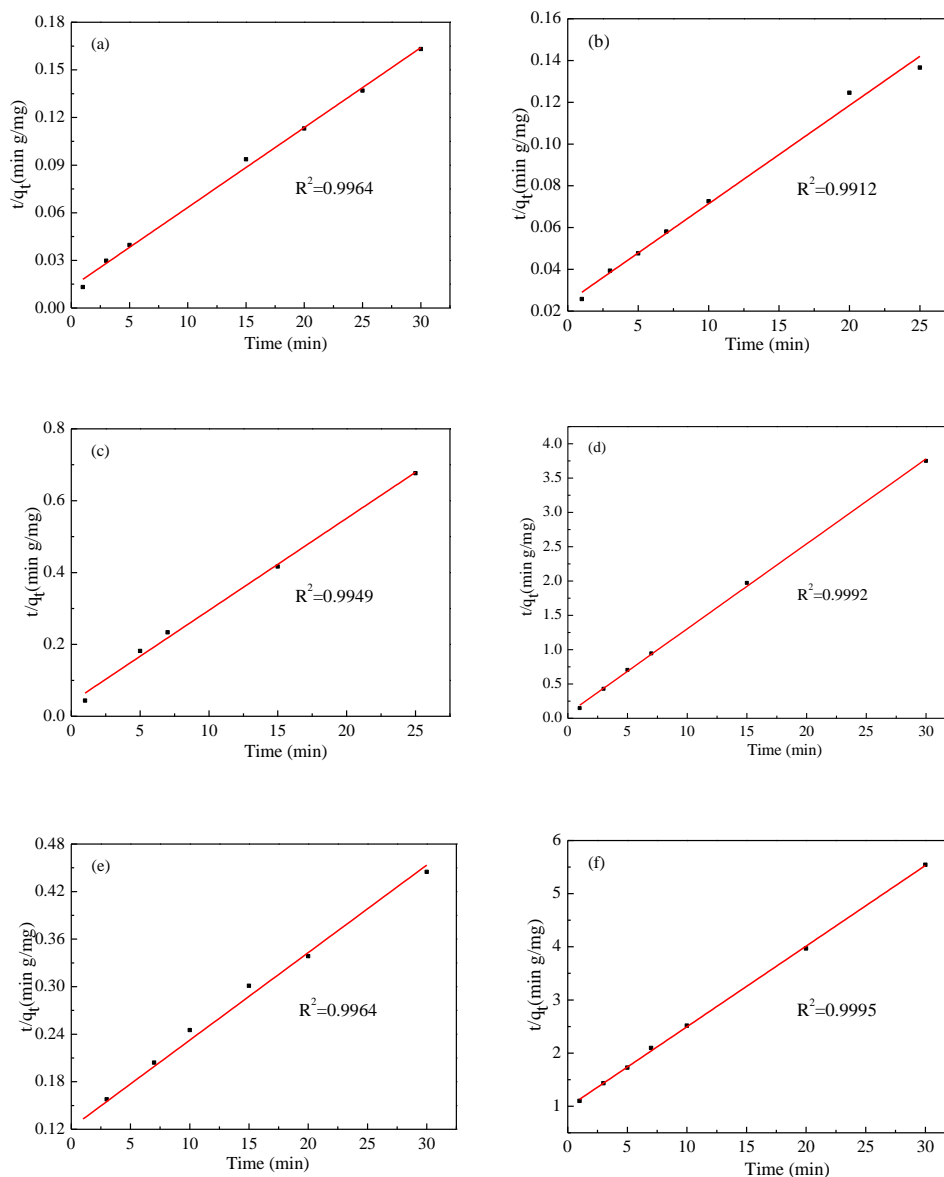




**Figure S2.** Isothermal adsorption of (a) C800-M450-MB, (b) C800-M400-MB, (c) C800-M350-MB, (d) C800-MB, (e) C800-M450-MO, (f) C800-MO, fitted with the Langmuir model.



**Figure S3.** Translated kinetic adsorption  $\ln(q_e - q_t)$  vs  $t$  plots of (a) C800-M450-MB, (b) C800-M400-MB, (c) C800-M350-MB, (d) C800-MB, (e) C800-M450-MO, (f) C800-MO, fitted with pseudo-first-order model.



**Figure S4.** Translated kinetic adsorption  $t/q_t$  vs  $t$  plots of (a) C800-M450-MB, (b) C800-M400-MB, (c) C800-M350-MB, (d) C800-MB, (e) C800-M450-MO, (f) C800-MO, fitted with pseudo-second-order model.

**Table S1.** Lists of adsorption isotherm models.

Isotherm	Linear form	Plot
Freundlich	$\ln q_e = \ln K_F + \frac{1}{n} \ln C_e$	$\ln q_e$ vs $\ln C_e$
Dubinin-Radushkevich	$\ln q_e = \ln q_m - k_d \varepsilon^2$	$\ln q_e$ vs $\varepsilon^2$

**Table S2.** Parameters of the Freundlich and Dubinin-Radushkevich models for adsorption of MB/MO on the carbons.

Samples	Dye	Freundlich			Dubinin-Radushkevich		
		$K_F$ ((mg/g) (mg/L) <sup>n</sup> )	1/n	R <sup>2</sup>	$k_d$ (mol <sup>2</sup> /kJ <sup>2</sup> )	$q_m$ (mg/g)	R <sup>2</sup>
C800	MB	2.81	0.1603	0.9672	2.00E-07	4.48	0.3477
C800-M350	MB	6.51	0.288	0.9959	1.00E-07	12.89	0.3573
C800-M400	MB	196.37	0.0154	0.8457	8.00E-07	209.94	0.3868
C800-M450	MB	204.94	0.0555	0.8793	1.00E-07	239.87	0.6075
C800	MO	2.61	0.4033	0.9783	5.00E-08	5.32	0.9734
C800-M450	MO	47.80	0.1757	0.9860	7.00E-08	76.72	0.7622

**Table S3.** Comparison of adsorption performance of various carbon-based adsorbent materials.

Raw materials	Dye	Surface area of carbon (m <sup>2</sup> /g)	$q_e$ (mg/g)	reference
Cork	MB	580	312	This work
	MO		96	
<i>Camellia oleifera</i> seed shell	MB	1882	493	37
Banana peel	MO	24	21	[1]
Orange peel	MO	24	21	[1]
Poplar catkins	MO	351	154	[2]
Rattan	MB	1135	359	[3]
Cotton stalk	MB	795	194	[4]
Sunflower stalk	MB	1.2	205	[5]
Tomato processing waste	MB	1093	400	25

## References

- Annadurai, G.; Juang, R.S.; Lee, D.J. Use of cellulose-based wastes for adsorption of dyes from aqueous solutions. *J. Hazard. Mater.* **2002**, *92*, 263–274.
- Liu, X.; Sun, J.; Duan, S.X.; Wang, Y.N.; Hayat, T.; Alsaedi, A.; Wang, C.M.; Li, J.X. A valuable biochar from poplar catkins with high adsorption capacity for both organic pollutants and inorganic heavy metal ions. *Sci. Rep.* **2017**, *7*, 10033.
- Islam, M.A.; Ahmed, M.J.; Khanday, W.A.; Asif, M.; Hameed, B.H. Mesoporous activated carbon prepared from NaOH activation of rattan (*Lacosperma secundiflorum*) hydrochar for methylene blue removal. *Ecotox. Environ. Safe.* **2017**, *138*, 279–285.
- Deng, H.; Yang, L.; Tao, G.H.; Dai, J.L. Preparation and characterization of activated carbon from cotton stalk by microwave assisted chemical activation—Application in methylene blue adsorption from aqueous solution. *J. Hazard. Mater.* **2009**, *166*, 1514–1521.
- Sun, G.; Xu, X. Sunflower stalk as adsorbents for color removal from textile wastewater. *Ind. Eng. Chem. Res.* **1997**, *36*, 808–812.

