

Supplementary

# Laponites® for the Recovery of $^{133}\text{Cs}$ , $^{59}\text{Co}$ and $^{88}\text{Sr}$ from Aqueous Solutions and Subsequent Storage: Impact of Grafted Silane Loads

Thomas Thiebault <sup>1,2,3,\*</sup>, Jocelyne Brendlé <sup>1,2</sup>, Grégoire Augé <sup>4</sup> and Lionel Limousy <sup>1,2</sup>

<sup>1</sup> IS2M, Université de Haute-Alsace, CNRS, UMR 7361, 3b rue Alfred Werner, F68100, Mulhouse, France; jocelyne.brendle@uha.fr (J.B.); lionel.limousy@uha.fr (L.L.)

<sup>2</sup> Université de Strasbourg, F-67081, Strasbourg, France

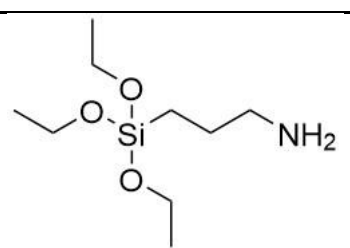
<sup>3</sup> EPHE, PSL University, UMR 7619 METIS (SU, CNRS, EPHE), 4 Place Jussieu, F-75005, Paris, France

<sup>4</sup> ONET Technologies, 36 Boulevard de l'Océan, CS 20280, 13258, Marseille Cedex 09, France; gauge@onet.fr

\* Correspondence: thomas.thiebault@ephe.psl.eu; Tel.: +33-(0)-144-27-59-97

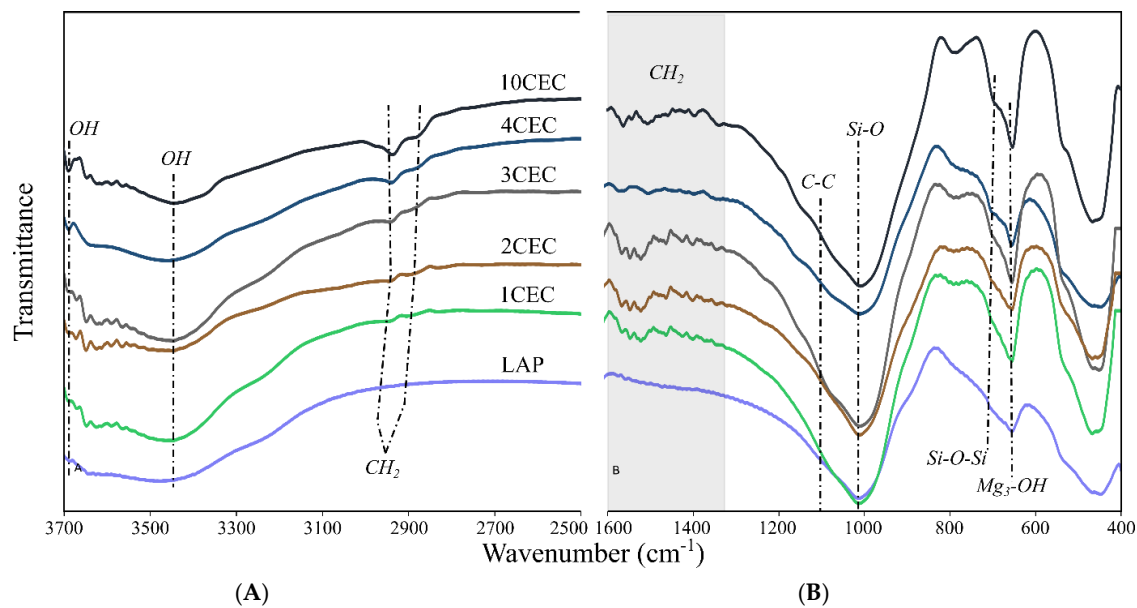
Received: 20 December 2019; Accepted: 22 January 2020; Published: 25 January 2020

**Table S1.** General information about grafting agent, 3-aminopropyltriethoxysilane (APTES).

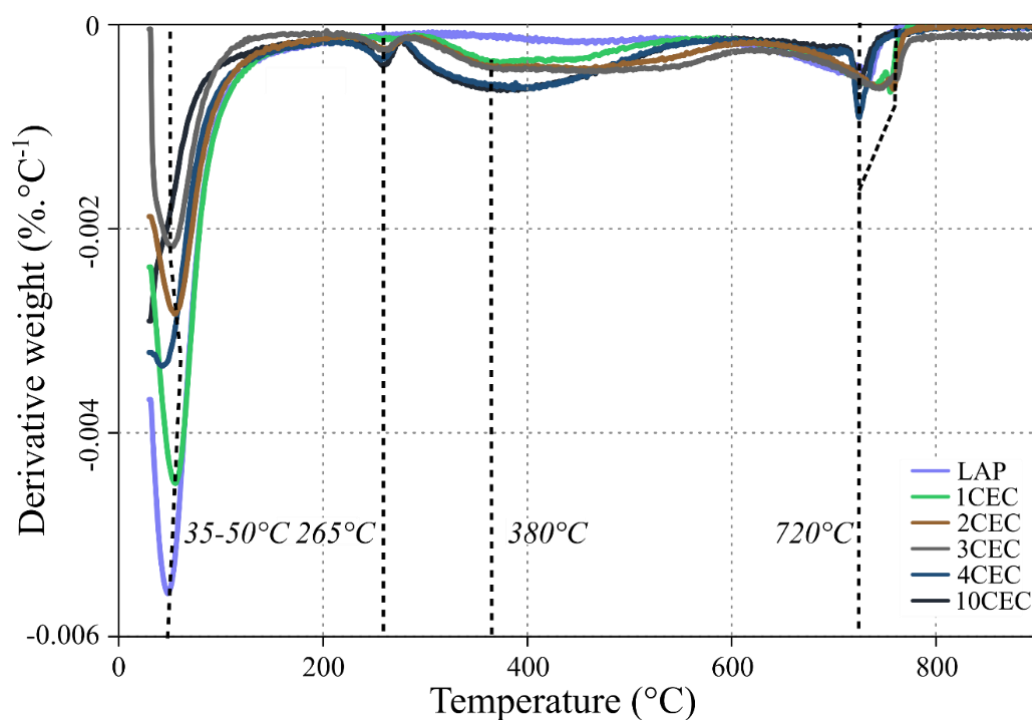
Structure	
Formula	$\text{C}_9\text{H}_{23}\text{NO}_3\text{Si}$
CAS-Number	919-30-2
Mass weight	$221.37 \text{ g mol}^{-1}$

**Table S2.** Quantitative data extracted from TG curves of LAP-APTES, with OM content the organic matter content.

Load of APTES	OM Content [%]	APTES Content [ $\text{mmol g}^{-1}$ ]	Grafting Yield [%]	Edge-Sites Occupation [ $\text{CE}_{\text{edges}}$ ]
1 CEC	1.6	0.14	59.2	0.38
2 CEC	3.2	0.26	56.8	0.73
3 CEC	4.7	0.39	56.6	1.09
4 CEC	5.5	0.47	50.6	1.30
10 CEC	8.2	0.68	29.6	1.90



**Figure S1.** FTIR spectra of LAP and LAP-APTES synthesized with different loads of grafting agents for wavenumbers between 400 and 1600  $\text{cm}^{-1}$  (B) and between 2500 and 3700  $\text{cm}^{-1}$  (A).



**Figure S2.** DTG curves of LAP and LAP-APTES for different loads of APTES.

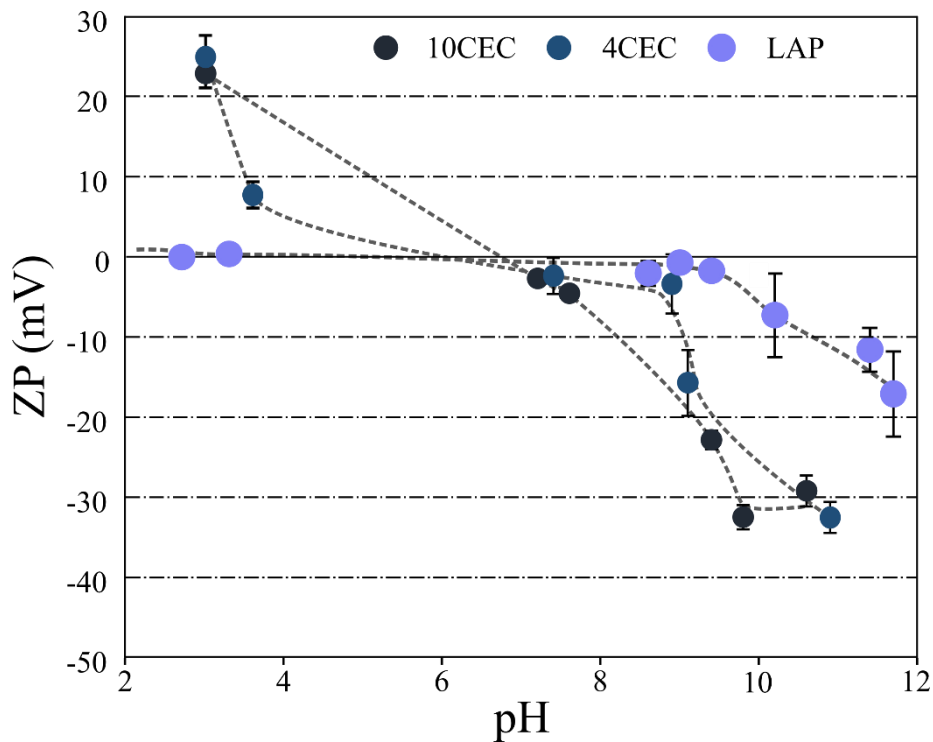


Figure S3. Zeta potential (ZP) of LAP, LAP-APTES-4CEC and LAP-APTES-10CEC as a function of pH.

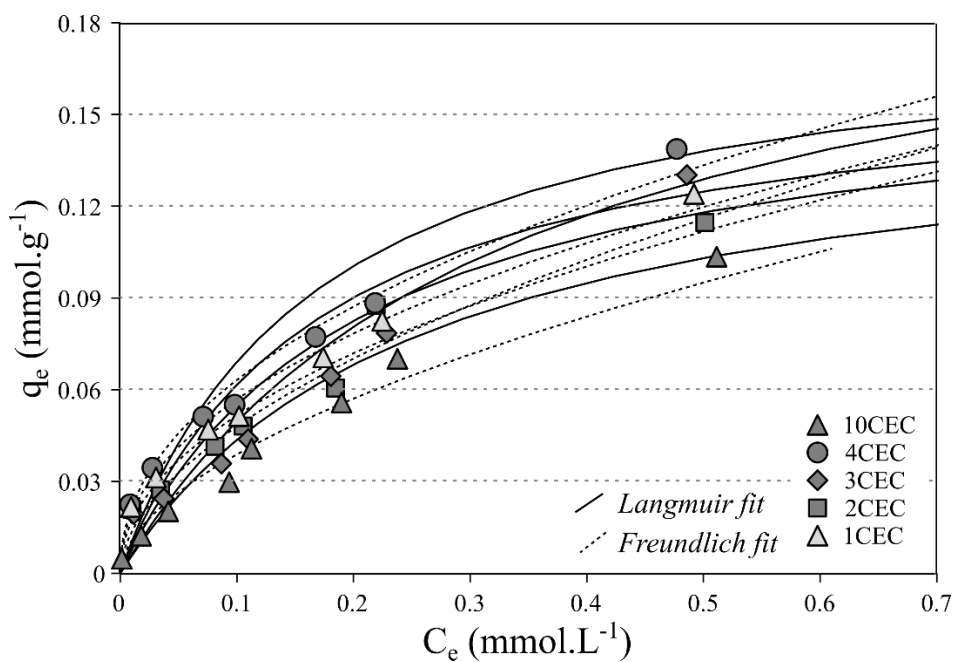
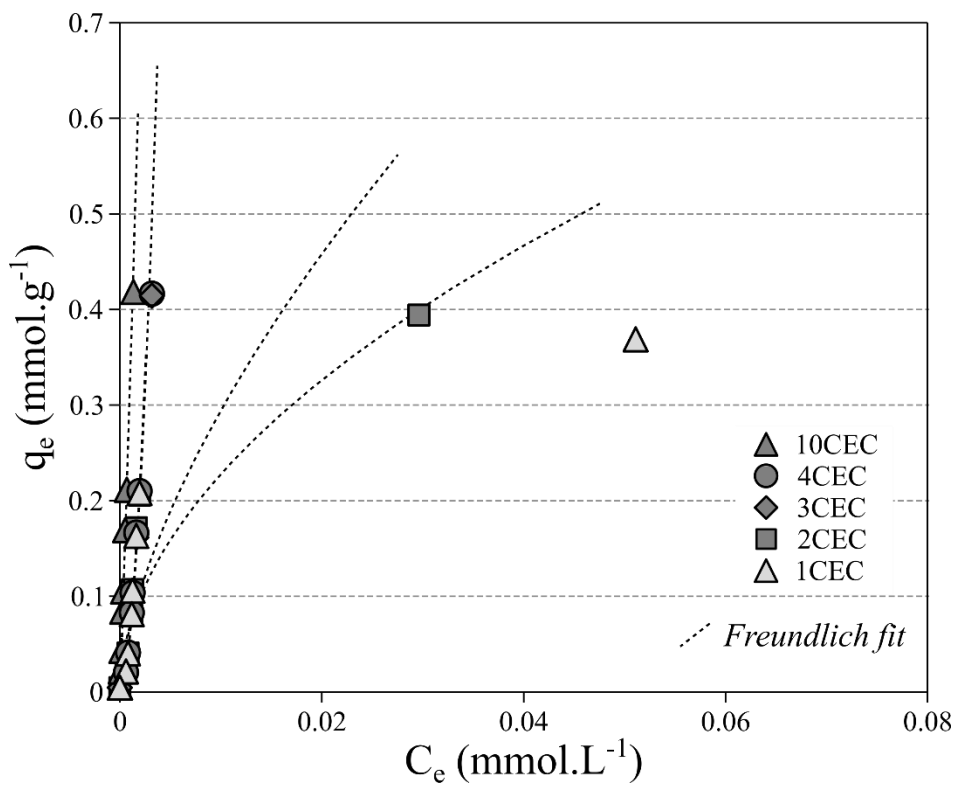
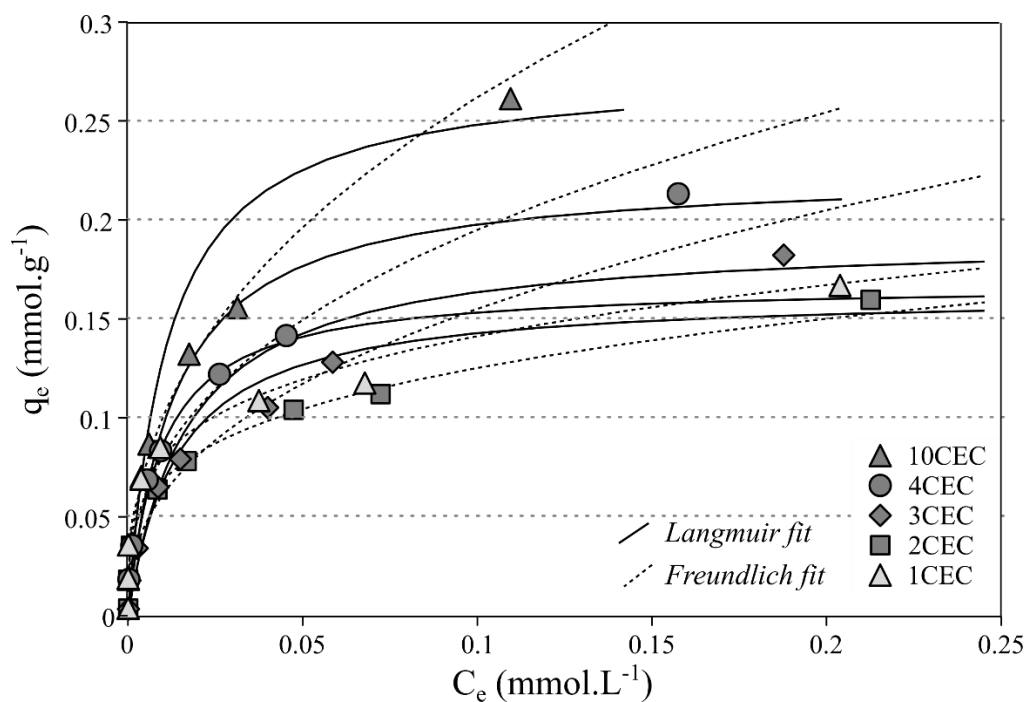


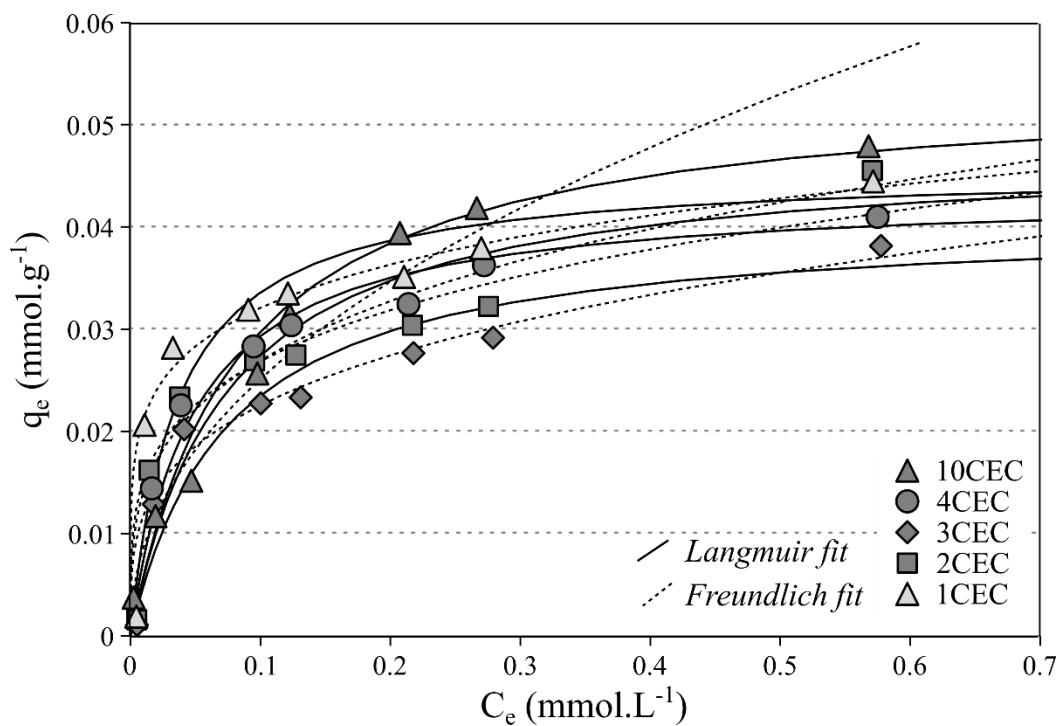
Figure S4. Single-solute adsorption isotherms at 293 K of Cs<sup>+</sup> onto LAP-APTES for different loads of APTES (pH = 6–6.5).



**Figure S5.** Competitive adsorption isotherms at 293 K of  $\text{Co}^{2+}$  onto LAP-APTES for different loads of APTES (pH = 6–6.5).



**Figure S6.** Competitive adsorption isotherms at 293 K of  $\text{Sr}^{2+}$  onto LAP-APTES for different loads of APTES (pH = 6–6.5).



**Figure S7.** Competitive adsorption isotherms at 293 K of Cs<sup>+</sup> onto LAP-APTES for different loads of APTES (pH = 6–6.5).



© 2020 by the authors. Licensee MDPI, Basel, Switzerland. This article is an open access article distributed under the terms and conditions of the Creative Commons Attribution (CC BY) license (<http://creativecommons.org/licenses/by/4.0/>).