

Behavioural study of the force control loop used in a collaborative robot for sanding materials

Rodrigo Pérez-Ubeda ^{1,*}, Santiago C. Gutiérrez Rubert ¹, Ranko Zotovic-Stanisic ² and Ángel Perles Ivars ³

¹ Department of Mechanical and Materials Engineering, Universitat Politècnica de València, Valencia 46022, Spain; scgutier@mcm.upv.es.

² Institute of Industrial Control Systems and Computing, Universitat Politècnica de València, Valencia 46022, Spain; rzotovic@isa.upv.es.

³ ITACA Institute, Universitat Politècnica de València, Valencia 46022, Spain; aperles@disca.upv.es.

* Correspondence: rodpeub@doctor.upv.es; Tel.: +34 96 387 76 22

1. Supplementary materials

1.1. ANOVA results

Table S1. ANOVA results.

| Source of Variation | Variable | Sum of Squares | df | Mean Square | F-ratio | p-value | |
|---------------------|-----------------|----------------|---------------|---------------|---------------|---------------|-------|
| Corrected Model | R_a | 24.868 | 19 | 1.309 | 23.328 | 0.000 | |
| | \bar{F}_z | 187.642 | 19 | 9.876 | 13,505.383 | 0.000 | |
| | S_z | 9.501 | 19 | 0.500 | 5.279 | 0.000 | |
| | Δmax_z | 14,175.423 | 19 | 746.075 | 2.470 | 0.002 | |
| | Δmin_z | 17,435.193 | 19 | 917.642 | 3.789 | 0.000 | |
| | N_{upp} | 3,338,799.092 | 19 | 175,726.268 | 4.063 | 0.000 | |
| | N_{low} | 3,286,733.492 | 19 | 172,985.973 | 3.796 | 0.000 | |
| | e_f | 12.682 | 19 | 0.667 | 0.865 | 0.626 | |
| | Interception | R_a | 107.239 | 1 | 107.239 | 1911.380 | 0.000 |
| | | \bar{F}_z | 1678.053 | 1 | 1678.053 | 2,294,751.409 | 0.000 |
| | | S_z | 49.360 | 1 | 49.360 | 521.110 | 0.000 |
| | | Δmax_z | 260,026.010 | 1 | 260,026.010 | 860.866 | 0.000 |
| | | Δmin_z | 256,687.722 | 1 | 256,687.722 | 1059.932 | 0.000 |
| | | N_{upp} | 4,171,259.408 | 1 | 4,171,259.408 | 96.442 | 0.000 |
| N_{low} | | 5,001,675.008 | 1 | 5,001,675.008 | 109.755 | 0.000 | |
| e_f | | 12.262 | 1 | 12.262 | 15.891 | 0.000 | |
| Control Type | | R_a | 0.094 | 1 | 0.094 | 1.677 | 0.198 |
| | | \bar{F}_z | 0.002 | 1 | 0.002 | 2.951 | 0.089 |
| | S_z | 0.054 | 1 | 0.054 | 0.568 | 0.453 | |
| | Δmax_z | 112.937 | 1 | 112.937 | 0.374 | 0.542 | |
| | Δmin_z | 234.799 | 1 | 234.799 | 0.970 | 0.327 | |
| | N_{upp} | 1491.075 | 1 | 1491.075 | 0.034 | 0.853 | |
| | N_{low} | 69.008 | 1 | 69.008 | 0.002 | 0.969 | |
| | e_f | 1.927 | 1 | 1.927 | 2.498 | 0.117 | |
| | Reference Force | R_a | 0.411 | 1 | 0.411 | 7.320 | 0.008 |
| | | \bar{F}_z | 187.630 | 1 | 187.630 | 256,585.617 | 0.000 |

| | | | | | | |
|----------------------------------|----------------|-----------------------|-----|-----------------------|--------|-------|
| | S_z | 4.453 | 1 | 4.453 | 47.012 | 0.000 |
| | Δmax_z | 1004.402 | 1 | 1004.402 | 3.325 | 0.071 |
| | Δmin_z | 949.822 | 1 | 949.822 | 3.922 | 0.050 |
| | N_{upp} | 1,474,305.008 | 1 | 1,474,305.008 | 34.087 | 0.000 |
| | N_{low} | 1,620,990.075 | 1 | 1,620,990.075 | 35.571 | 0.000 |
| | e_f | 1.674 | 1 | 1.674 | 2.169 | 0.144 |
| Material | R_a | 22.432 | 4 | 5.608 | 99.956 | 0.000 |
| | \bar{F}_z | 0.006 | 4 | 0.001 | 1.944 | 0.109 |
| | S_z | 2.629 | 4 | 0.657 | 6.938 | 0.000 |
| | Δmax_z | 10,264.652 | 4 | 2566.163 | 8.496 | 0.000 |
| | Δmin_z | 9325.331 | 4 | 2331.333 | 9.627 | 0.000 |
| | N_{upp} | 932,522.883 | 4 | 233,130.721 | 5.390 | 0.001 |
| | N_{low} | 922,109.617 | 4 | 230,527.404 | 5.059 | 0.001 |
| | e_f | 4.102 | 4 | 1.025 | 1.329 | 0.264 |
| Control Type * Reference Force | R_a | 0.010 | 1 | 0.010 | 0.180 | 0.673 |
| | \bar{F}_z | $2.828 \cdot 10^{-7}$ | 1 | $2.828 \cdot 10^{-7}$ | 0.000 | 0.984 |
| | S_z | 0.172 | 1 | 0.172 | 1.814 | 0.181 |
| | Δmax_z | 397.822 | 1 | 397.822 | 1.317 | 0.254 |
| | Δmin_z | 171.097 | 1 | 171.097 | 0.707 | 0.403 |
| | N_{upp} | 90,036.408 | 1 | 90,036.408 | 2.082 | 0.152 |
| | N_{low} | 21,253.408 | 1 | 21,253.408 | 0.466 | 0.496 |
| | e_f | 0.201 | 1 | 0.201 | 0.261 | 0.611 |
| Control Type * Material | R_a | 0.504 | 4 | 0.126 | 2.244 | 0.070 |
| | \bar{F}_z | 0.001 | 4 | 0.000 | 0.397 | 0.810 |
| | S_z | 0.390 | 4 | 0.098 | 1.030 | 0.396 |
| | Δmax_z | 98.097 | 4 | 24.524 | 0.081 | 0.988 |
| | Δmin_z | 731.837 | 4 | 182.959 | 0.755 | 0.557 |
| | N_{upp} | 79,586.883 | 4 | 19,896.721 | 0.460 | 0.765 |
| | N_{low} | 138,840.950 | 4 | 34,710.238 | 0.762 | 0.553 |
| | e_f | 1.807 | 4 | 0.452 | 0.585 | 0.674 |
| Reference Force * Material | R_a | 0.824 | 4 | 0.206 | 3.673 | 0.008 |
| | \bar{F}_z | 0.002 | 4 | 0.000 | 0.616 | 0.652 |
| | S_z | 1.434 | 4 | 0.359 | 3.785 | 0.007 |
| | Δmax_z | 1613.502 | 4 | 403.375 | 1.335 | 0.262 |
| | Δmin_z | 5328.349 | 4 | 1332.087 | 5.501 | 0.000 |
| | N_{upp} | 510,518.617 | 4 | 127,629.654 | 2.951 | 0.024 |
| | N_{low} | 495,118.383 | 4 | 123,779.596 | 2.716 | 0.034 |
| | e_f | 0.995 | 4 | 0.249 | 0.322 | 0.862 |
| Control Type * Reference Force * | R_a | 0.593 | 4 | 0.148 | 2.642 | 0.038 |
| Material | \bar{F}_z | 0.001 | 4 | 0.000 | 0.469 | 0.758 |
| | S_z | 0.369 | 4 | 0.092 | 0.975 | 0.425 |
| | Δmax_z | 684.011 | 4 | 171.003 | 0.566 | 0.688 |
| | Δmin_z | 693.957 | 4 | 173.489 | 0.716 | 0.583 |
| | N_{upp} | 250,338.217 | 4 | 62,584.554 | 1.447 | 0.224 |
| | N_{low} | 88,352.050 | 4 | 22,088.013 | 0.485 | 0.747 |
| | e_f | 1.975 | 4 | 0.494 | 0.640 | 0.635 |
| Error | R_a | 5.611 | 100 | 0.056 | | |

| | | | | |
|-----------------|----------------|----------------|-----|------------|
| | \bar{F}_z | 0.073 | 100 | 0.001 |
| | S_z | 9.472 | 100 | 0.095 |
| | Δmax_z | 30,205.164 | 100 | 302.052 |
| | Δmin_z | 24,217.371 | 100 | 242.174 |
| | N_{upp} | 4,325,158.500 | 100 | 43,251.585 |
| | N_{low} | 4,557,116.500 | 100 | 45,571.165 |
| | e_f | 77.166 | 100 | 0.772 |
| Total | R_a | 137.717 | 120 | |
| | \bar{F}_z | 1865.769 | 120 | |
| | S_z | 68.332 | 120 | |
| | Δmax_z | 304,406.597 | 120 | |
| | Δmin_z | 298,340.286 | 120 | |
| | N_{upp} | 11,835,217.000 | 120 | |
| | N_{low} | 12,845,525.000 | 120 | |
| | e_f | 102.110 | 120 | |
| Corrected Total | R_a | 30.478 | 119 | |
| | \bar{F}_z | 187.715 | 119 | |
| | S_z | 18.973 | 119 | |
| | Δmax_z | 44,380.587 | 119 | |
| | Δmin_z | 41,652.564 | 119 | |
| | N_{upp} | 7,663,957.592 | 119 | |
| | N_{low} | 7,843,849.992 | 119 | |
| | e_f | 89.848 | 119 | |

1.2. Sanding in aluminium

1.2.1. Experiment E1

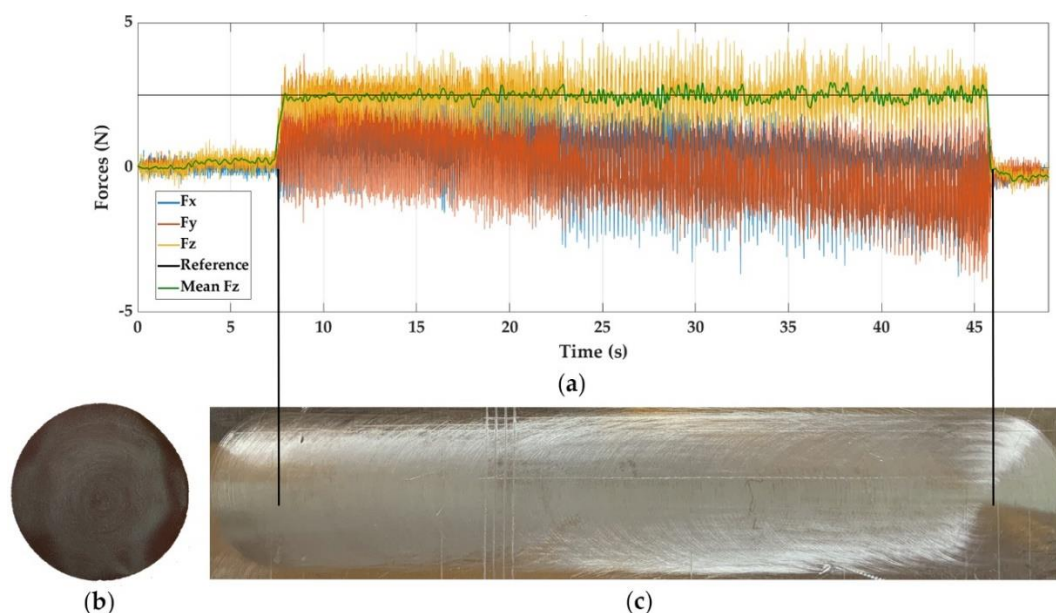


Figure S1. Experiment E1, sanding aluminium with P+FF control and reference force of 2.5 N. (a) Force response, (b) sandpaper and (c) surface finish.

1.2.2. Experiment E3

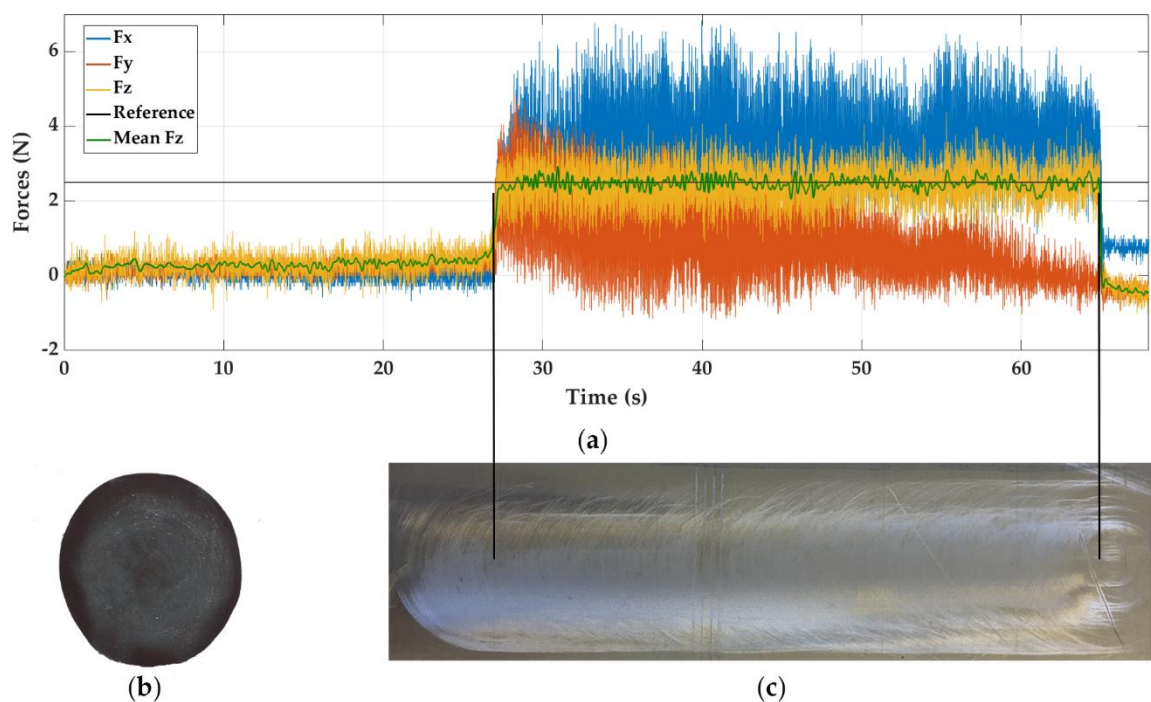


Figure S2. Experiment E3, sanding aluminium with PIV control and reference force of 2.5 N. (a) Force response, (b) sandpaper and (c) surface finish.

1.2.3. Experiment E4

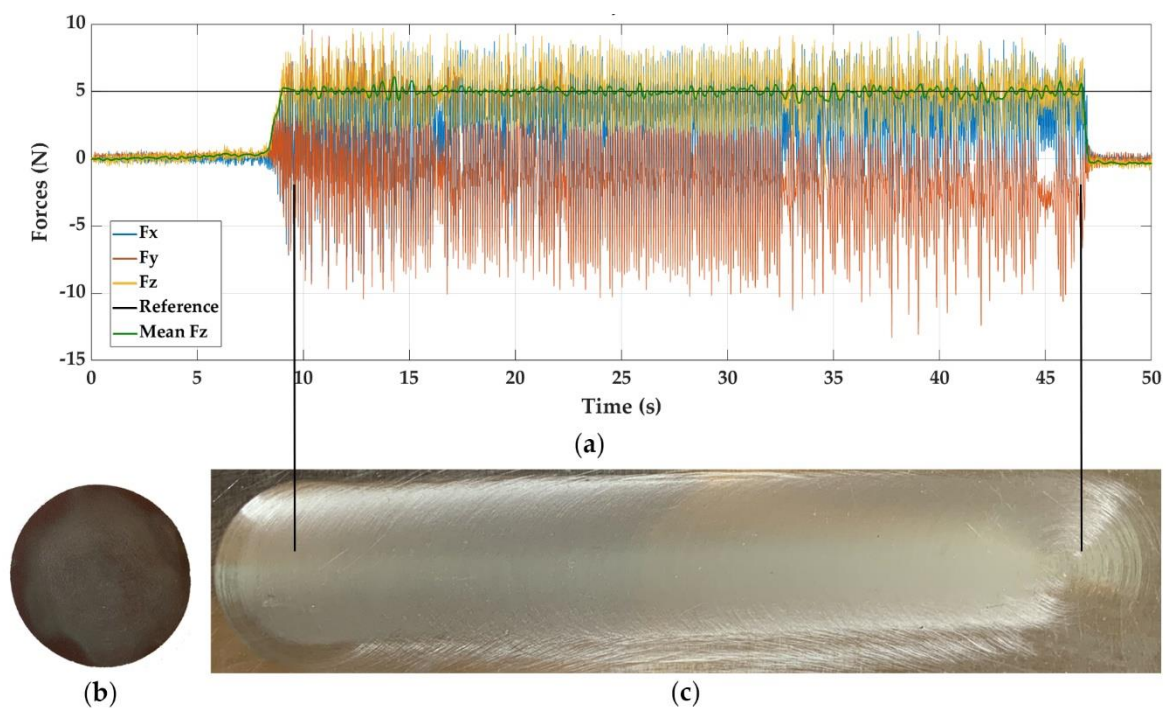


Figure S3. Experiment E4, sanding aluminium with PIV control and reference force of 5 N. (a) Force response, (b) sandpaper and (c) surface finish.

1.3. Sanding in steel

1.3.1. Experiment E5

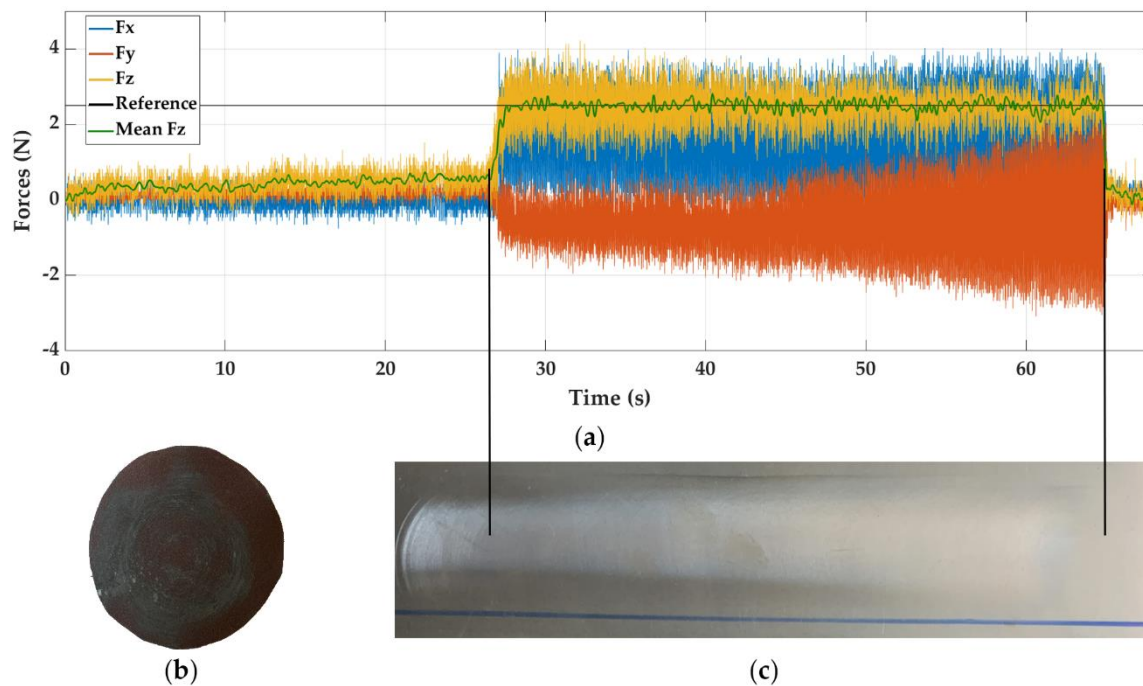


Figure S4. Experiment E5, sanding steel with P+FF control and reference force of 2.5 N. (a) Force response, (b) sandpaper and (c) surface finish.

1.3.2. Experiment E7

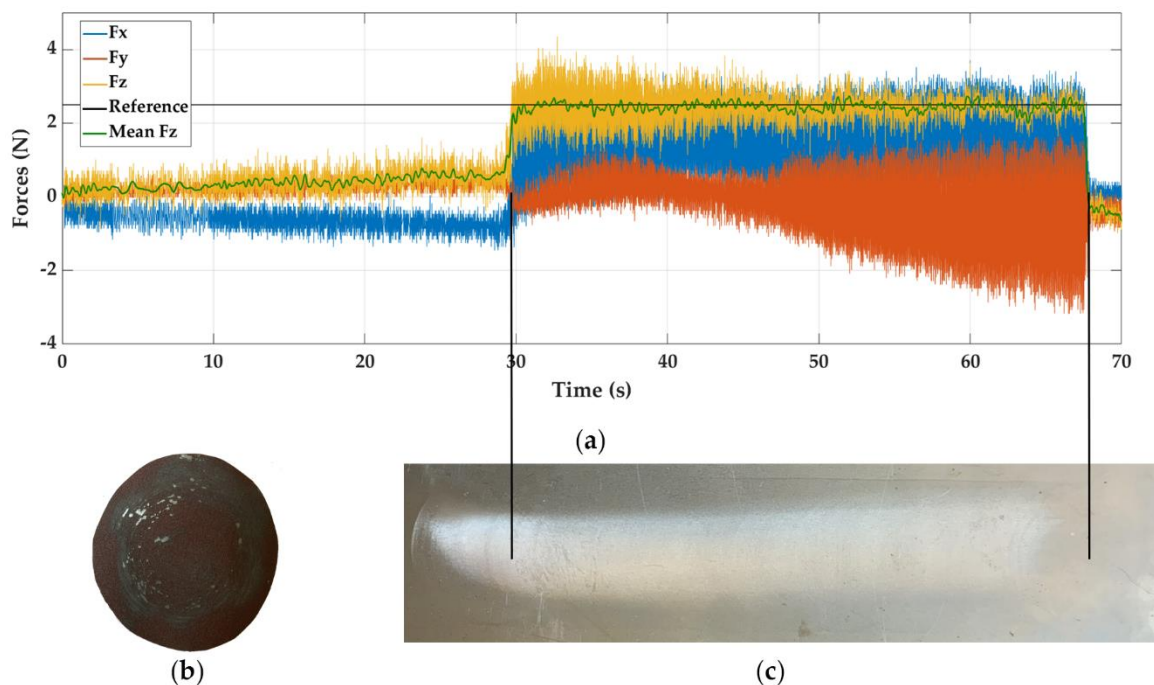


Figure S5. Experiment E7, sanding steel with PIV control and reference force of 2.5 N. (a) Force response, (b) sandpaper and (c) surface finish.

1.3.3. Experiment E8

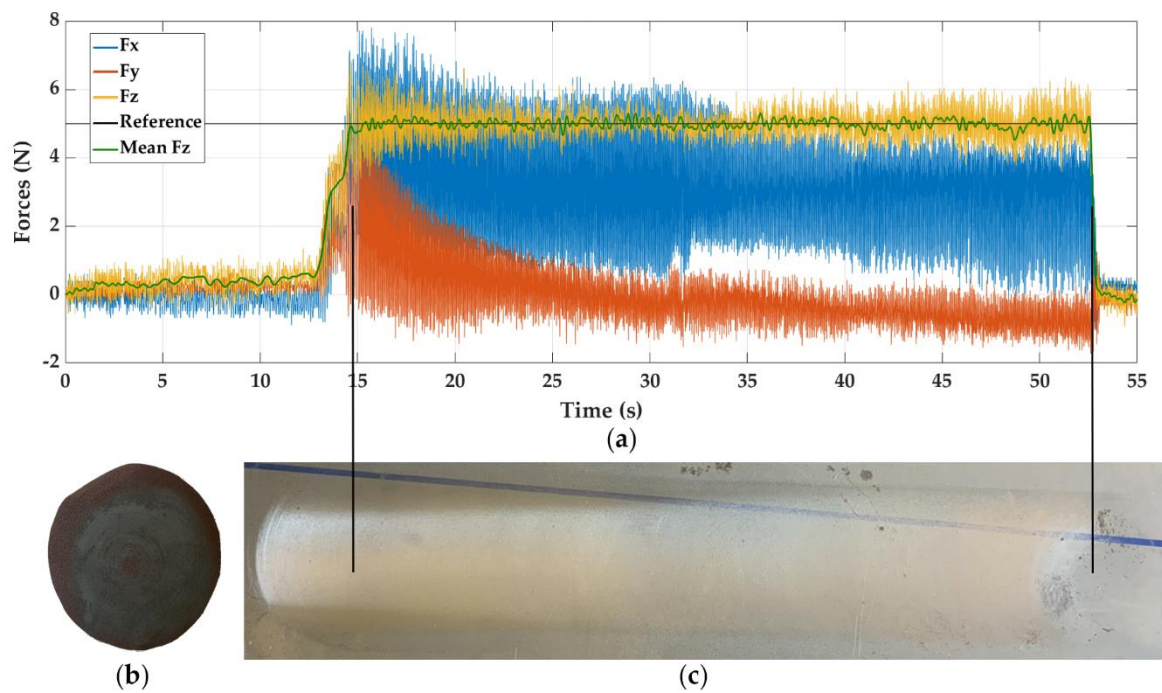


Figure S6. Experiment E8, sanding steel with PIV control and reference force of 5 N. (a) Force response, (b) sandpaper and (c) surface finish.

1.4. Sanding in brass

1.4.1. Experiment E9

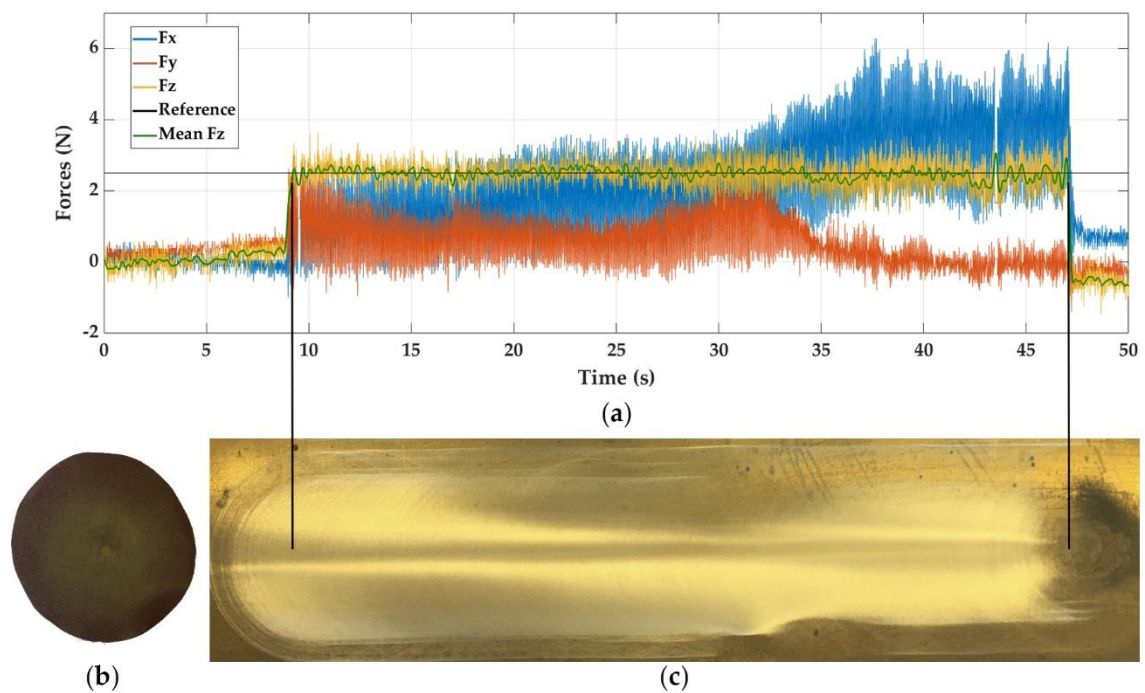


Figure S7. Experiment E9, sanding brass with P+FF control and reference force of 2.5 N. (a) Force response, (b) sandpaper and (c) surface finish.

1.4.2. Experiment E10

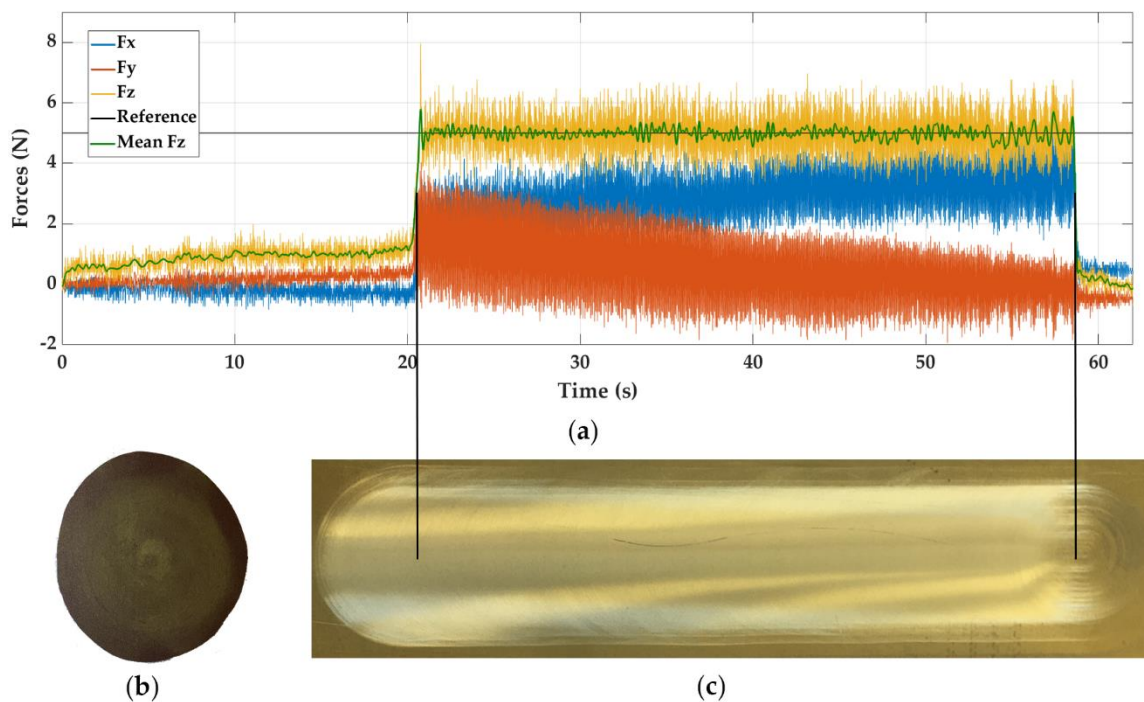


Figure S8. Experiment E10, sanding brass with P+FF control and reference force of 5 N. (a) Force response, (b) sandpaper and (c) surface finish.

1.4.3. Experiment E11

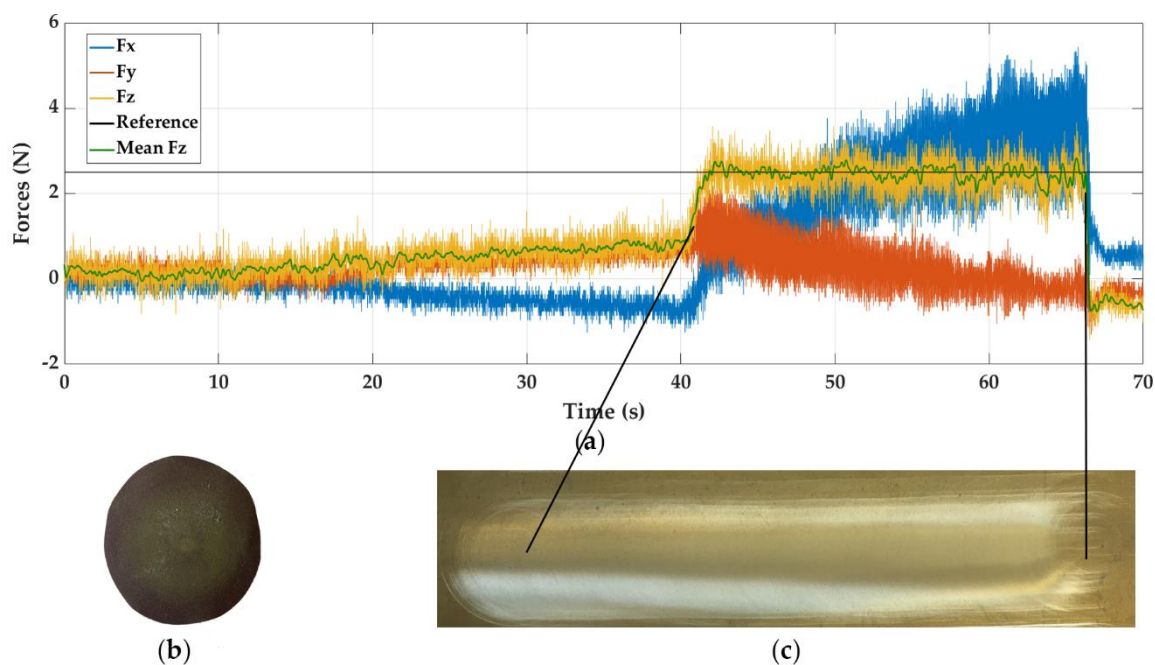


Figure S9. Experiment E11, sanding brass with PIV control and reference force of 2.5 N. (a) Force response, (b) sandpaper and (c) surface finish.

1.5. Sanding in wood

1.5.1. Experiment E13

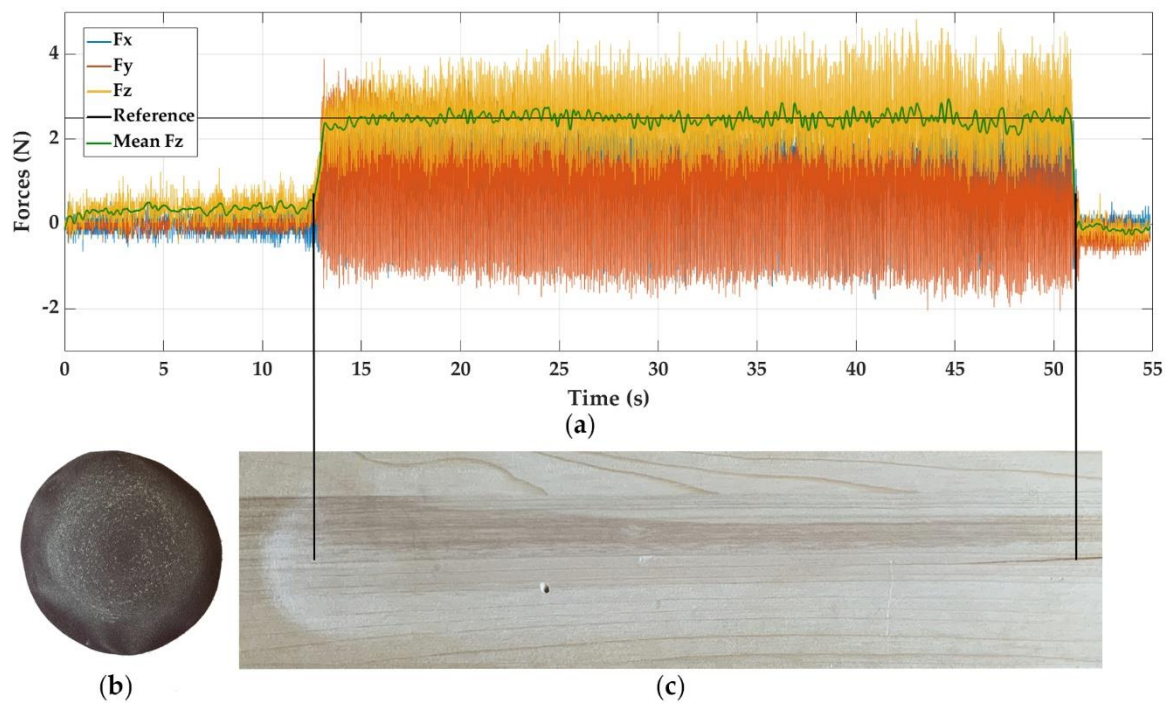


Figure S10. Experiment E13, sanding wood with P+FF control and reference force of 2.5 N. (a) Force response, (b) sandpaper and (c) surface finish.

1.5.2. Experiment E15

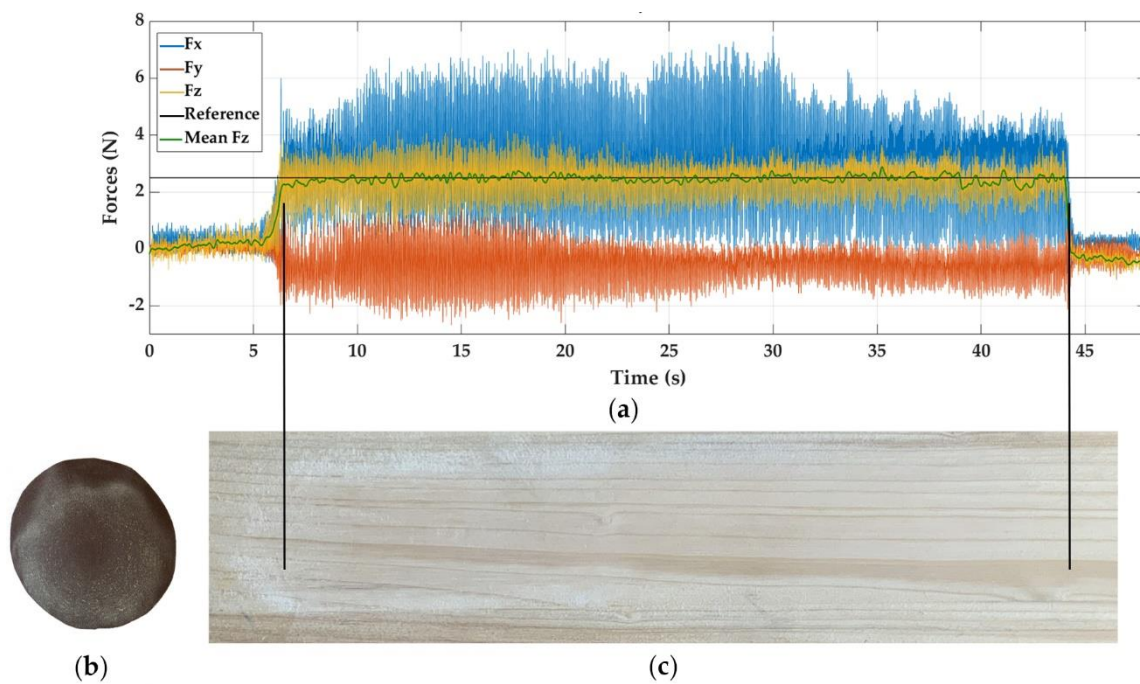


Figure S11. Experiment E15, sanding wood with PIV control and reference force of 2.5 N. (a) Force response, (b) sandpaper and (c) surface finish.

1.5.3. Experiment E16

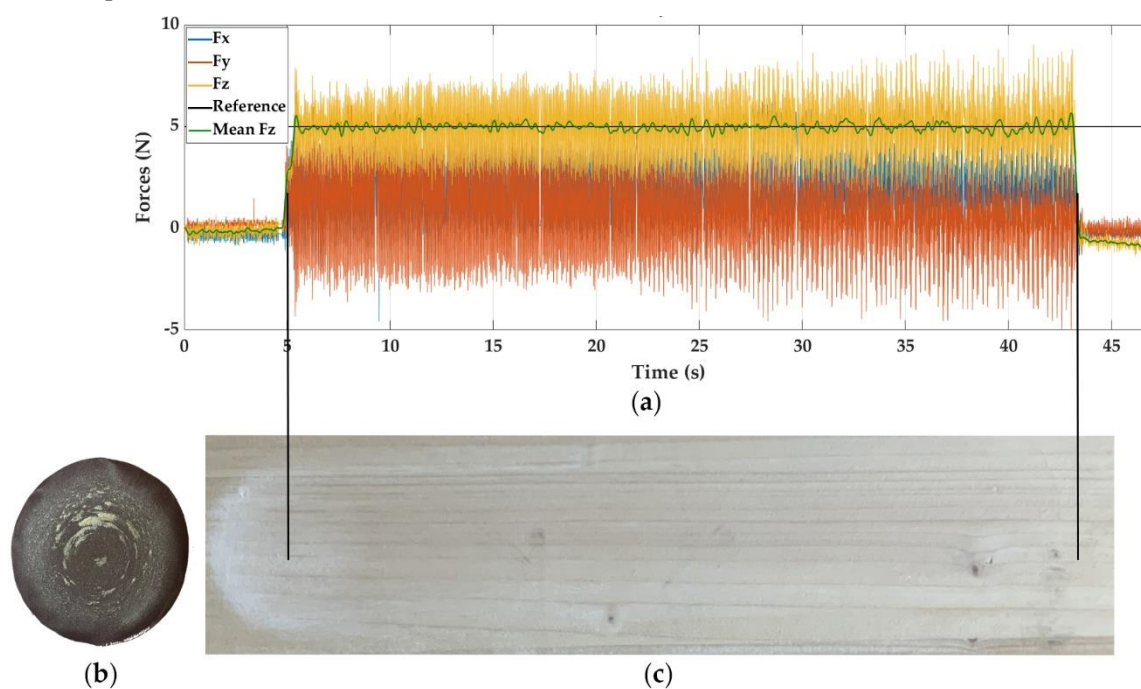


Figure S12. Experiment E16, sanding wood with PIV control and reference force of 5 N. (a) Force response, (b) sandpaper and (c) surface finish.

1.6. Sanding in PVC

1.6.1. Experiment E17

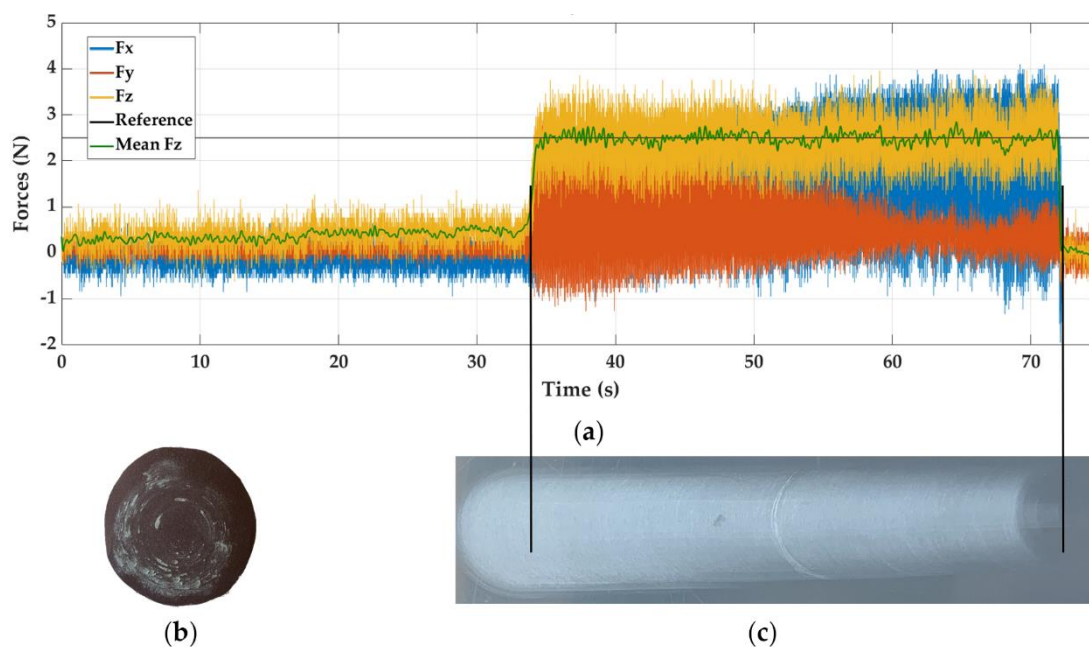


Figure S13. Experiment E17, sanding PVC with P+FF control and reference force of 2.5 N. (a) Force response, (b) sandpaper and (c) surface finish.

1.6.2. Experiment E18

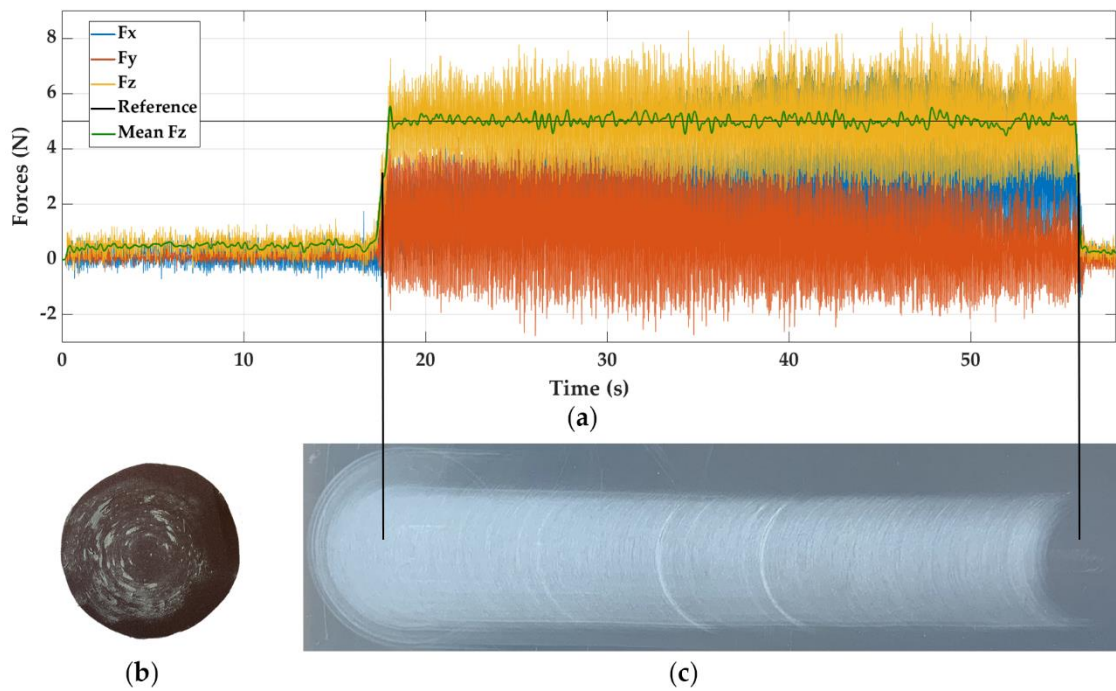


Figure S14. Experiment E18, sanding PVC with P+FF control and reference force of 5 N. (a) Force response, (b) sandpaper and (c) surface finish.

1.6.3. Experiment E19

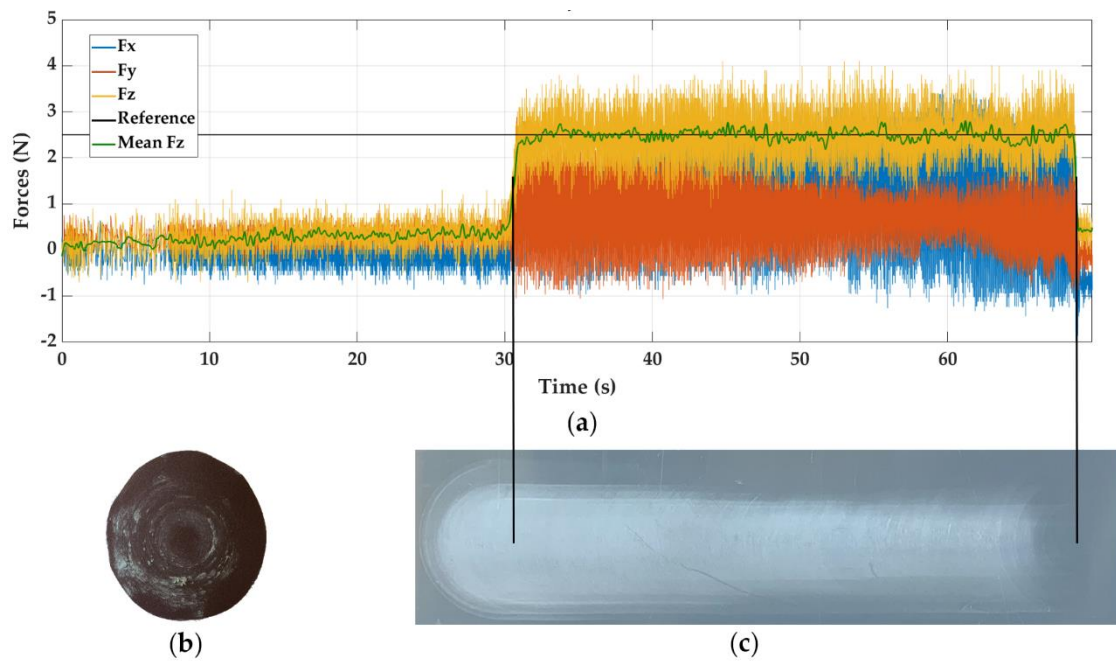


Figure S15. Experiment E19, sanding PVC with PIV control and reference force of 2.5 N. (a) Force response, (b) sandpaper and (c) surface finish.