

Structural and Thermal Investigations of Co(II) and Ni(II) Co-ordination Polymers Based on biphenyl-4,4'-dioxydiacetate Linker

Halina Głuchowska ^{1,*}, Renata Łyszczek ^{1,*}, Liliana Mazur ¹ and Alexander M. Kirillov ^{2,3}

¹ Department of General and Coordination Chemistry and Crystallography, Institute of Chemical Sciences, Faculty of Chemistry, Maria Curie-Skłodowska University in Lublin, M.C. Skłodowskiej Sq. 2, 20-031 Lublin, Poland; liliana.mazur@poczta.umcs.lublin.pl

² Centro de Química Estrutural and Departamento de Engenharia Química, Instituto Superior Técnico, Universidade de Lisboa, Av. Rovisco Pais, 1049-001 Lisbon, Portugal; kirillov@tecnico.ulisboa.pt

³ Research Institute of Chemistry, Peoples' Friendship University of Russia (RUDN University), 6 Miklukho-Maklaya st., Moscow 117198, Russia

* Correspondence: halina.gluchowska@poczta.umcs.lublin.pl (H.G.); renata.lyszczek@poczta.umcs.lublin.pl (R.L.); Tel.: +48-81-537-57-40

Table S1. Geometries of hydrogen bonds and selected short contacts for studied structures.

Interaction	d_{D-H} (Å)	$d_{H...A}$ (Å)	$d_{D...A}$ (Å)	$\angle D-H...A$ (°)	Symmetry code
Compound 1					
O1W–H1W...O3 ^c	0.75(3)	2.40(3)	3.098(3)	157(3)	(e) x, -y+0.5, z+0.5
O1W–H2W...O1 ^c	0.94(5)	2.37(5)	3.005(4)	125(4)	
O1W–H2W...O2 ^c	0.94(5)	1.89(5)	2.737(4)	149(4)	(c) -x, -y+1, -z+1
C2–H2a...O1W ^h	0.97	2.52	3.418(4)	153	(h) x, y, z-1
Compound 2					
O1W–H1W1...O2 ^f	0.77(3)	1.96(3)	2.700(3)	160(3)	(f) -x+2, -y, -z+1
O1W–H2W1...O1 ^g	0.79(3)	2.24(3)	2.851(3)	135(3)	(g) -x+1, -y+1, -z+1
O1W–H2W1...O3 ^g	0.79(3)	2.25(3)	2.979(3)	153(3)	
O2W–H2W2...O1W ^g	0.87(3)	2.04(3)	2.823(3)	149(3)	
O2W–H1W2...O2 ^d	0.83(4)	1.88(4)	2.681(3)	163(3)	(d) -x+2, -y+1, -z+1
O2W–H2W2...O2W ^g	0.87(4)	2.63(4)	3.052(3)	111(3)	(g) -x+1, -y+2, -z+1

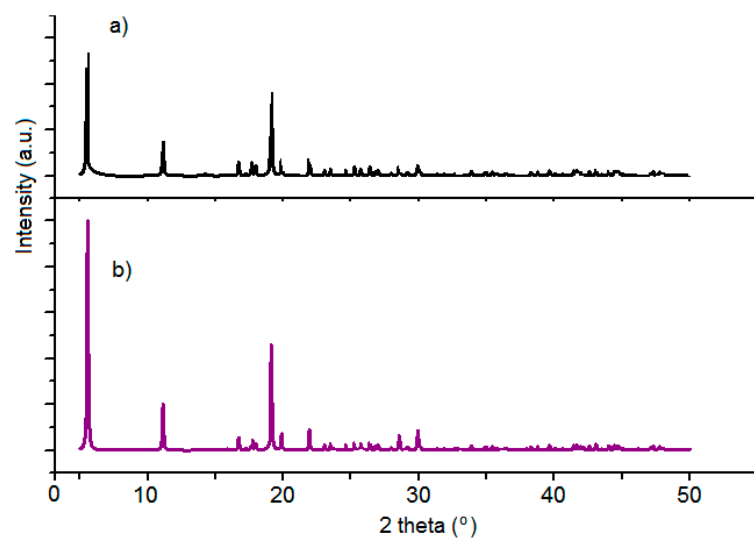


Figure S1. Powder X-ray diffraction patterns of 1: (a) experimental, (b) calculated.

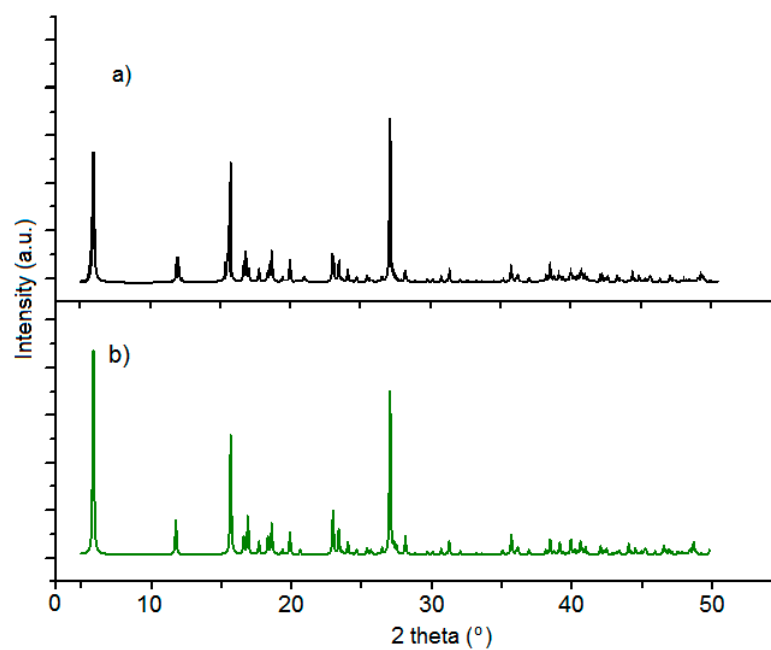


Figure S2. Powder X-ray diffraction patterns of 2: (a) experimental, (b) calculated.

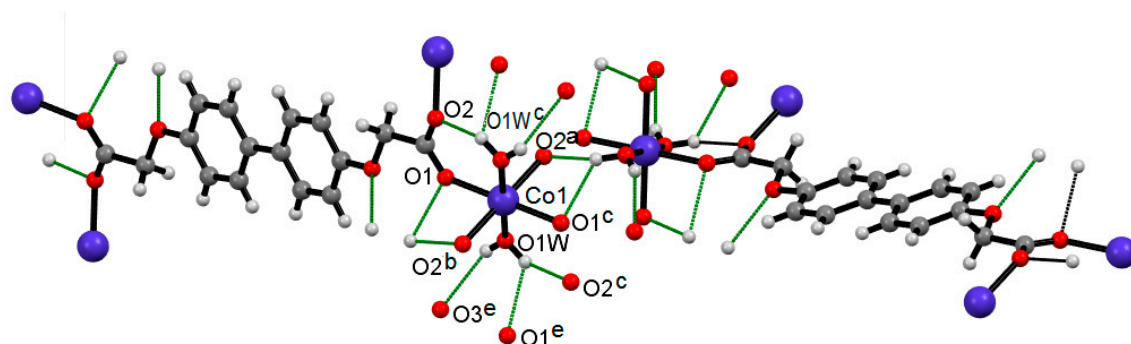


Figure S3. H-bond network (green lines) in compound 1. Symmetry codes: (a) $x, -y+0.5, z+0.5$; (b) $-x, y-0.5, -z+0.5$; (c) $-x, -z+1, -z+1$; (e) $x, -y+0.5, z+0.5$.

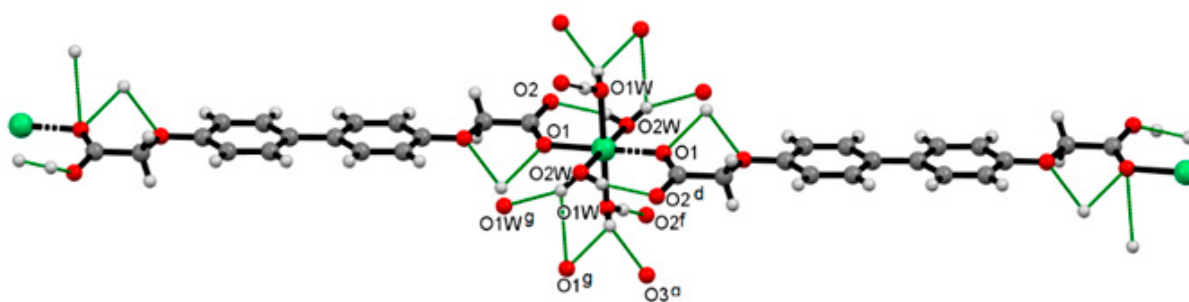


Figure S4. H-bond network (green lines) in compound 2. Symmetry codes: (d) $-x+2, -y+1, z+1$; (f) $-x+2, -y, -z+1$; (g) $-x+1, -y+1, -z+1$.

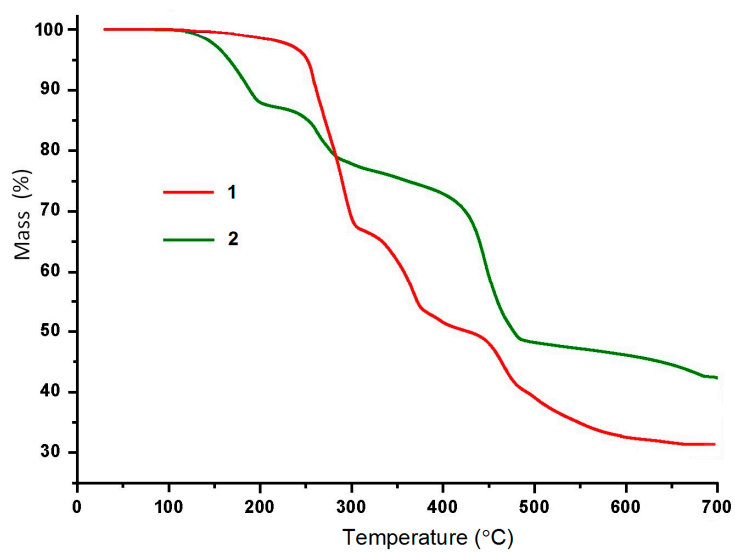


Figure S5. TG curves of 1 and 2 recorded in nitrogen atmosphere.