

# Flexible Supercapacitors Based on Graphene/Boron Nitride Nanosheets Electrodes and PVA/PEI Gel Electrolytes

Chan Wang <sup>1,2</sup>, Kuan Hu <sup>3</sup>, Ying Liu <sup>1,2</sup>, Ming-Rong Zhang <sup>3</sup>, Zhiwei Wang <sup>1,2</sup> and Zhou Li <sup>1,2\*</sup>

<sup>1</sup> CAS Center for Excellence in Nanoscience, Beijing Key Laboratory of Micro-Nano Energy and Sensor, Beijing Institute of Nanoenergy and Nanosystems, Chinese Academy of Sciences, Beijing 101400, China; wangchan@binn.cas.cn (C.W.); liuying@binn.cas.cn (Y.L.); wangzhiwei@binn.cas.cn (Z.W.)

<sup>2</sup> School of Nanoscience and Technology, University of Chinese Academy of Sciences, Beijing 101400, China

<sup>3</sup> Department of Advanced Nuclear Medicine Sciences, The National Institute of Radiological Sciences, The National Institutes for Quantum and Radiological Science and Technology, Chiba 263-8555, Japan; kuan.hu@qst.go.jp (K.H.); zhang.ming-rong@qst.go.jp (M.-R.Z.)

\* Correspondence: zli@binn.cas.cn

**Citation:** Wang, C.; Hu, K.; Liu, Y.; Zhang, M.-R.; Wang, Z.; Li, Z. Flexible Supercapacitors Based on Graphene/Boron Nitride Nanosheets Electrodes and PVA/PEI Gel Electrolytes. *Materials* **2021**, *14*, 1955. <https://doi.org/10.3390/ma14081955>

Academic Editor: Antonino Salvatore Aricò

Received: 12 March 2021

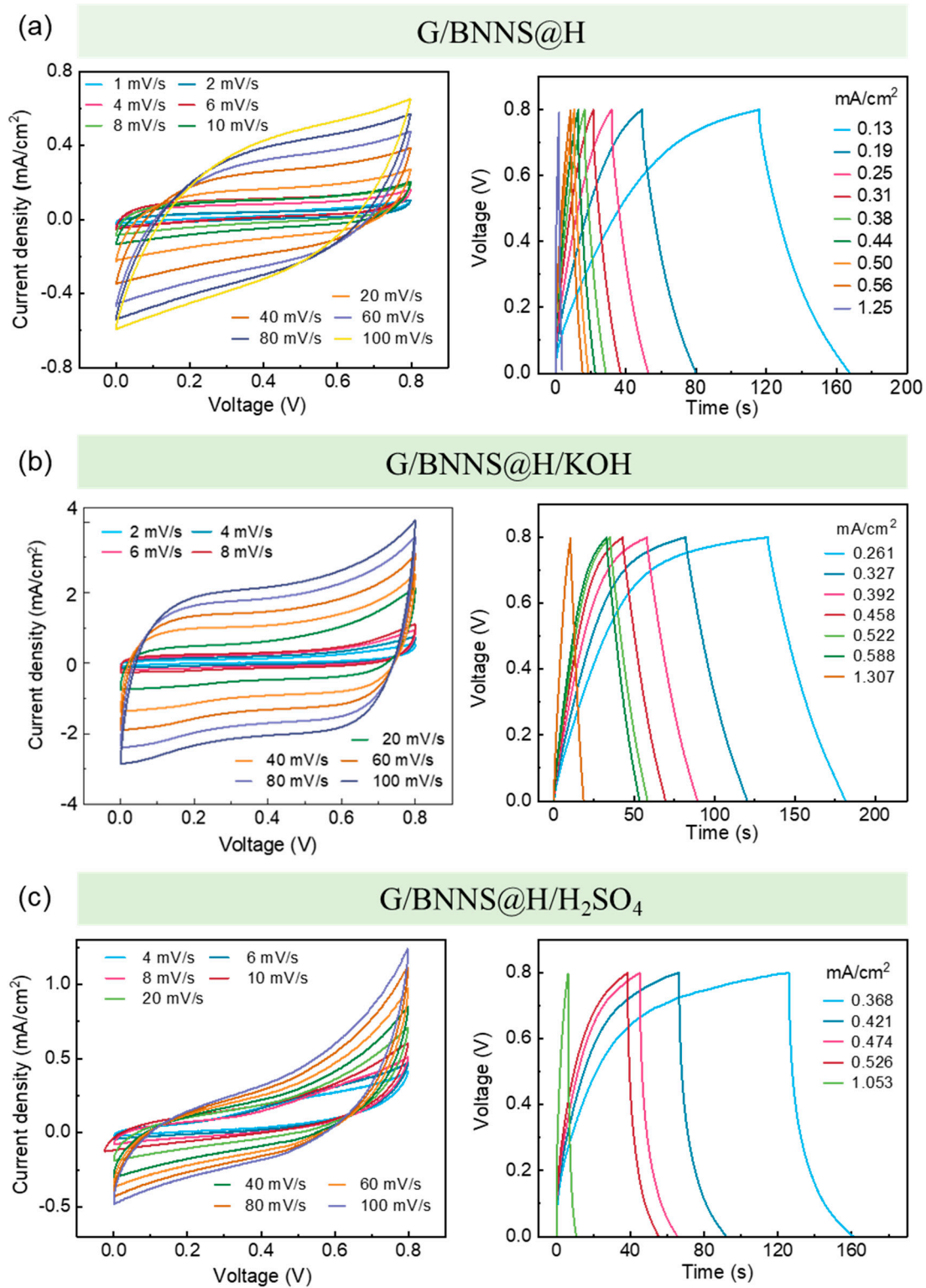
Accepted: 12 April 2021

Published: 14 April 2021

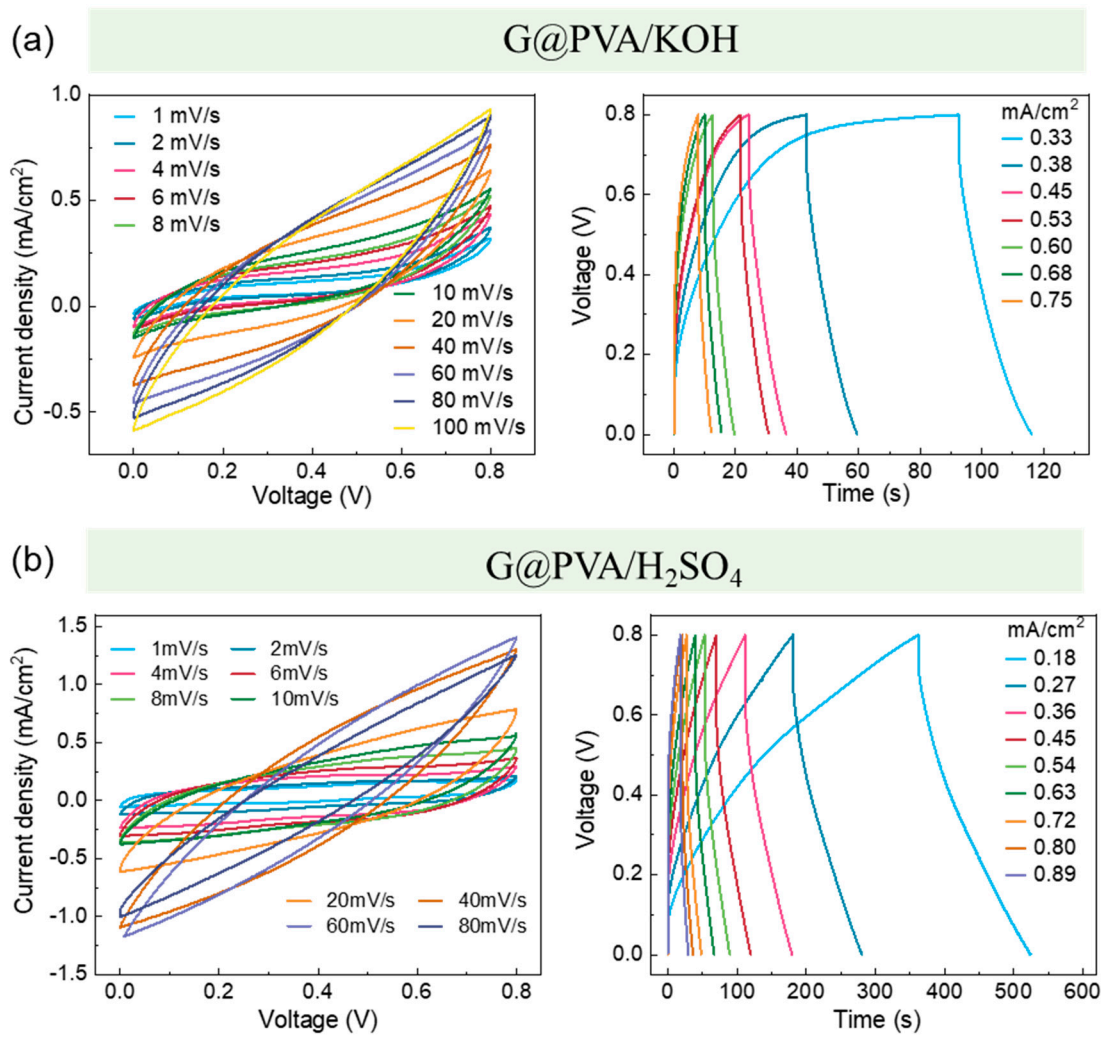
**Publisher's Note:** MDPI stays neutral with regard to jurisdictional claims in published maps and institutional affiliations.



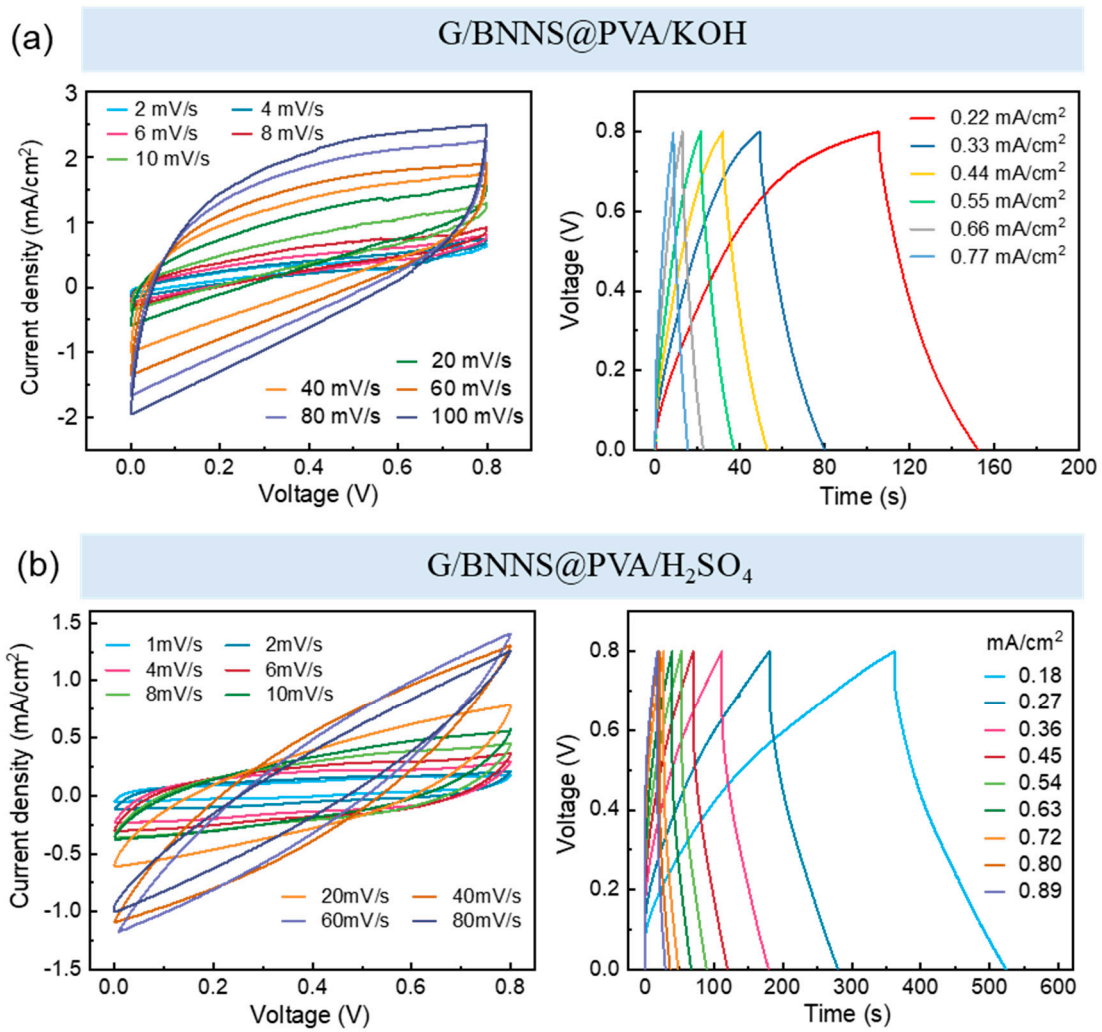
**Copyright:** © 2021 by the authors. Licensee MDPI, Basel, Switzerland. This article is an open access article distributed under the terms and conditions of the Creative Commons Attribution (CC BY) license (<http://creativecommons.org/licenses/by/4.0/>).



**Figure S1.** (a) The CV and GCD curves of the supercapacitor based on G/BNNS@H. (b) The CV and GCD curves of the supercapacitor based on G/BNNS@H/KOH. (c) The CV and GCD curves of the supercapacitor based on G/BNNS@H/H<sub>2</sub>SO<sub>4</sub>.



**Figure S2.** (a) The CV and GCD curves of the supercapacitor based on G@PVA/KOH. (b) The CV and GCD curves of the supercapacitor based on G@PVA/H<sub>2</sub>SO<sub>4</sub>.



**Figure S3.** (a) The CV and GCD curves of the supercapacitor based on G/BNNS@PVA/KOH. (b) The CV and GCD curves of the supercapacitor based on G/BNNS@PVA/H<sub>2</sub>SO<sub>4</sub>.