

Supplementary Materials

Nanostructured Iron Sulfide/N, S Dual-Doped Carbon Nanotube-Graphene Composites as Efficient Electrocatalysts for Oxygen Reduction Reaction

Gyu Sik Chae ¹, Duck Hyun Youn ^{2,*} and Jae Sung Lee ^{3,*}

¹ Division of Environmental Science and Engineering, Pohang University of Science and Technology (POSTECH), Pohang 37673, Korea; she213@postech.ac.kr

² Department of Chemical Engineering, Interdisciplinary Program in Advanced Functional Materials and Devices Development, Kangwon National University, Chuncheon, Gangwon-do 24341, Korea

³ School of Energy & Chemical Engineering, Ulsan National University of Science and Technology (UNIST), Ulsan 44919, Korea

* Correspondence: youndh@kangwon.ac.kr (D.H.Y.); jlee1234@unist.ac.kr (J.S.L.)

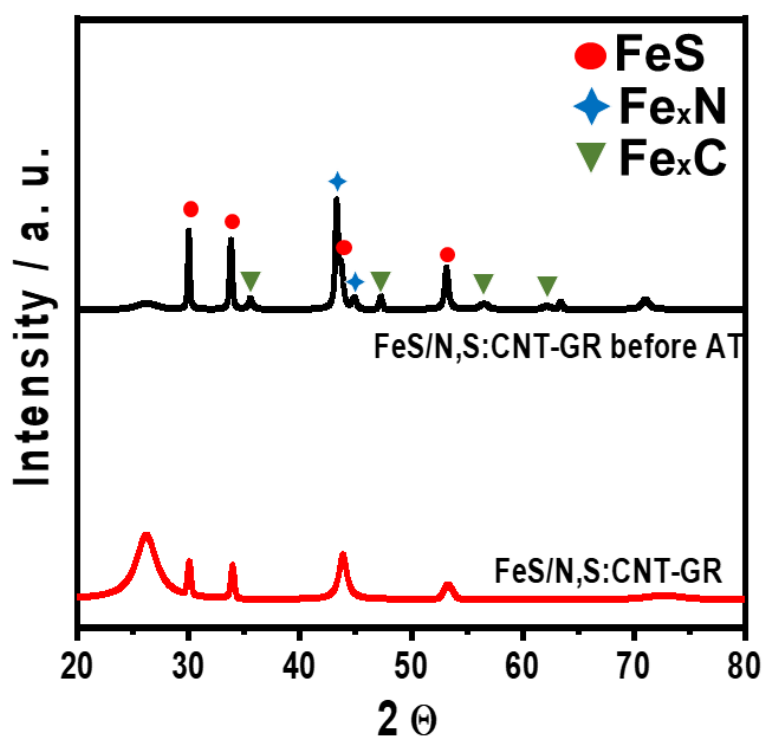


Figure S1. XRD patterns of FeS/N,S:CNT-GR catalyst before and after acid treatment.

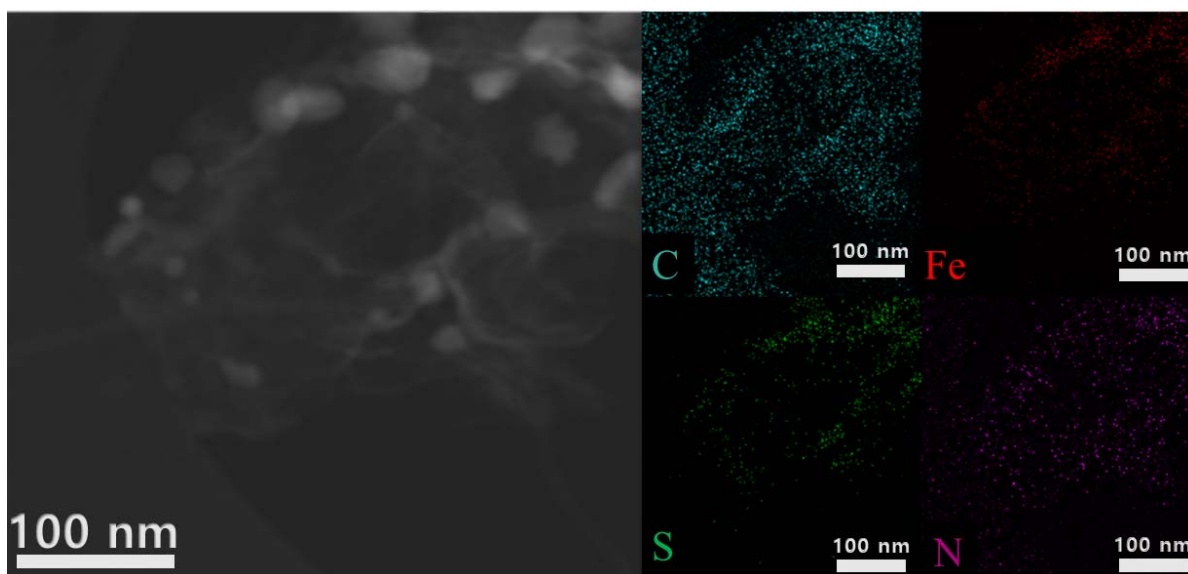


Figure S2. EDS elemental mapping images of FeS/N,S:CNT-GR for C, Fe, S, and N.

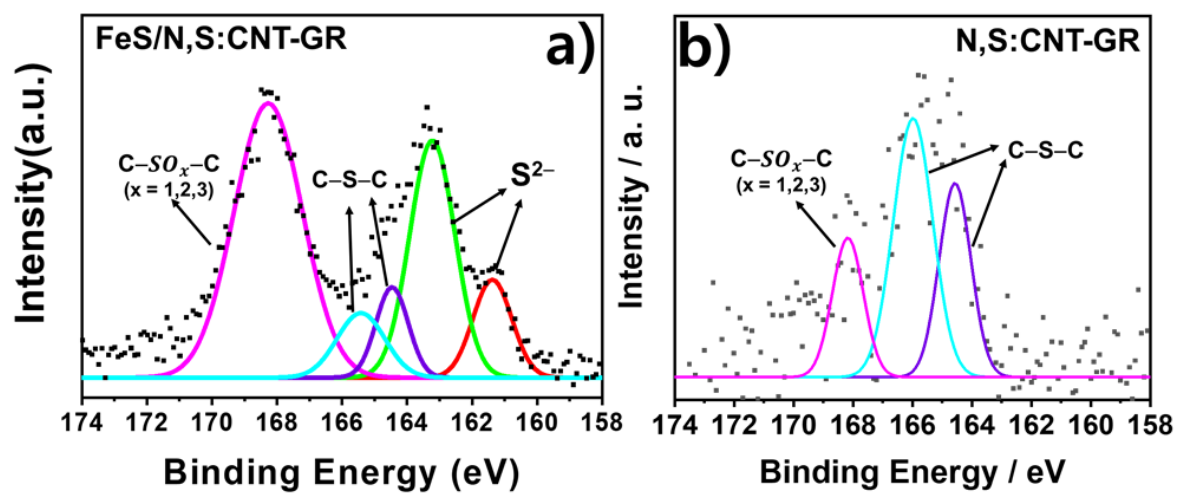


Figure S3. XPS S 2p spectra of (a) FeS/N,S:CNT-GR and (b) N,S:CNT-GR.

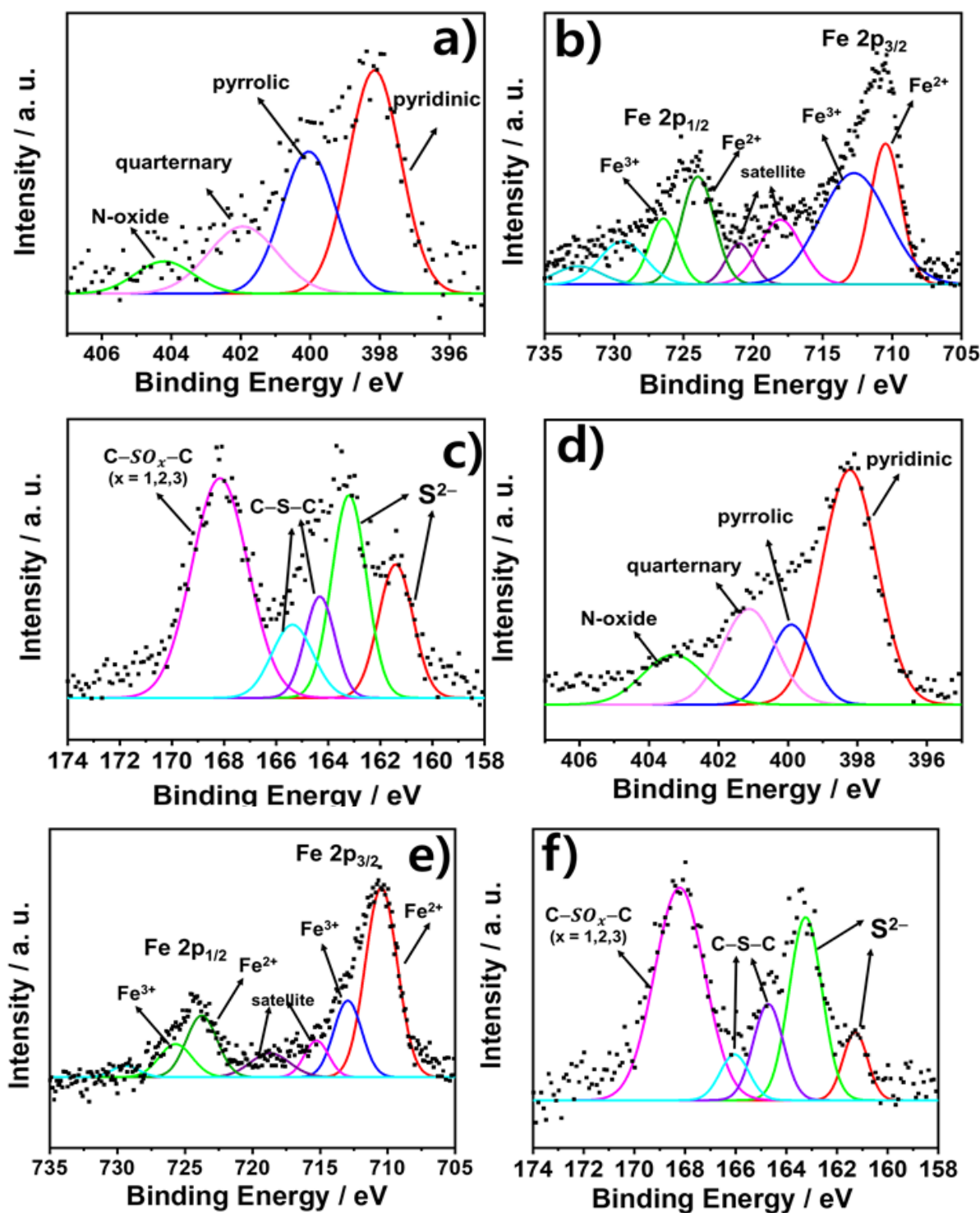


Figure S4. XPS spectra of FeS/N,S:CNT for (a) N 1s, (b) Fe 2p, and (c) S 2p. XPS spectra of FeS/N,S:GR for (d) N 1s, (e) Fe 2p, and (f) S 2p.

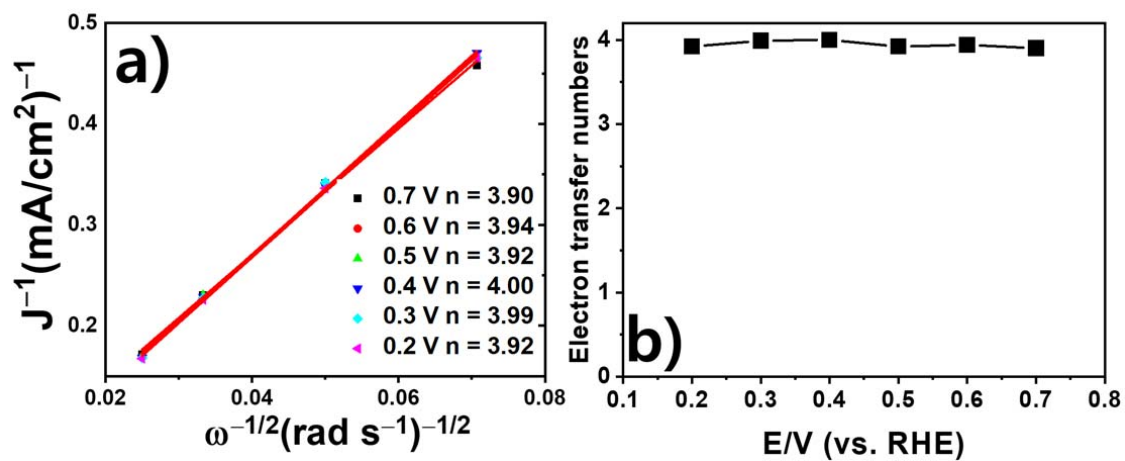


Figure S5. (a) Koutecky-Levich plots and (b) corresponding electron transfer number of FeS/N,S:CNT-GR at different potentials.

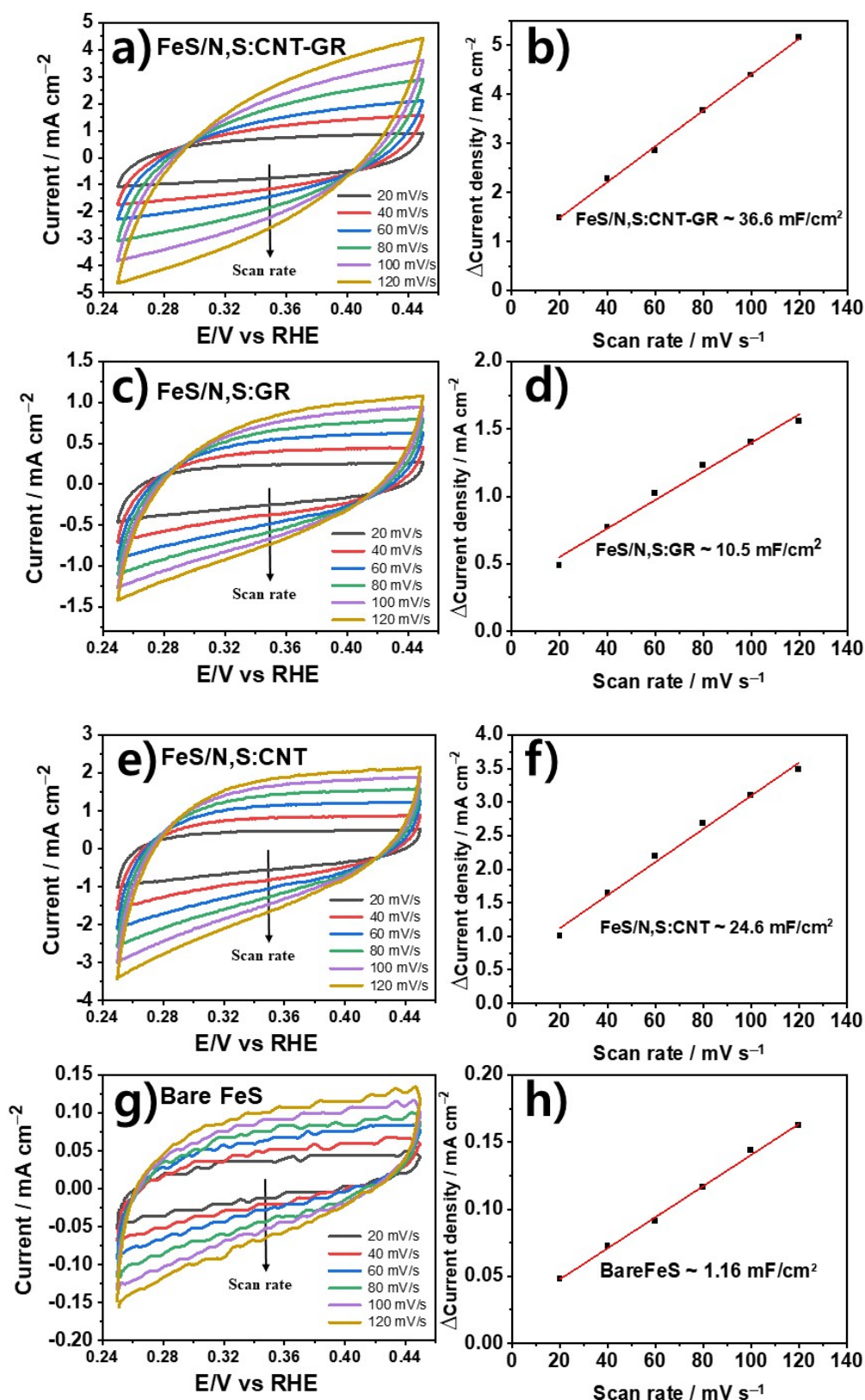


Figure S6. Cyclic voltammograms at different scan rates in N_2 -saturated KOH solution and C_{dl} calculation of (a,b) FeS/N,S:CNT-GR, (c,d) FeS/N,S:GR, (e,f) FeS/N,S:CNT, and (g,h) bare FeS.

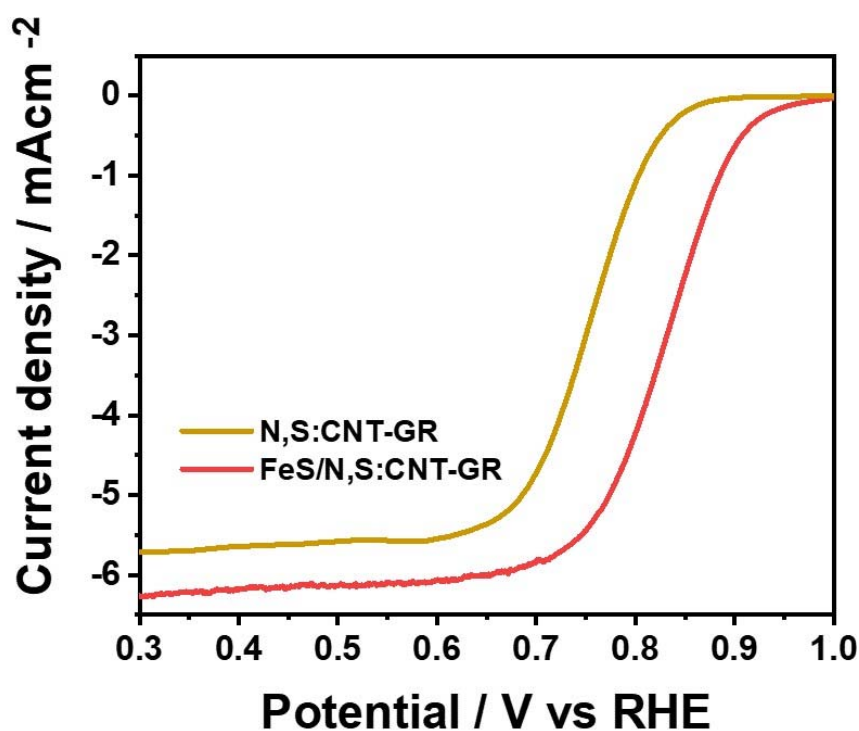


Figure S7. LSV curves of FeS/N,S:CNT-GR and N,S:CNT-GR.

Table S1. Comparison of BET surface area, pore volume, and average pores size of the prepared catalysts with TMS-based electrocatalysts.

Catalysts	BET Surface Areas ($\text{m}^2\cdot\text{g}^{-1}$)	Pore Volume ($\text{cm}^3\cdot\text{g}^{-1}$)	Pore Size (nm)	References
FeS/N,S:CNT-GR	191	0.5568	4	This work
FeS/N,S:CNT	174	0.5067	4	This work
FeS/N,S:GR	137	0.4077	4	This work
FeS/G (Fe:GO = 1:4)	334.15	0.91	4	1
FeS/G (Fe:GO = 1:1)	76.45	0.845	3.5	1
FeS ₂ -RGO	70.59	-	4	2
ECA-CNS (cobalt nikel sulfide)	71.4	-	-	3
Co ₉ S ₈ /N,S-CNS (carbon nanosheet)	22	-	10	4
CoS ₂ (400)/N,S-GO	19	-	3.5	5

Supplementary References

- Gautam, J.; Tran, D.T.; Singh, T.I.; Kim, N.H.; Lee, J.H. Mesoporous iron sulfide nanoparticles anchored graphene sheet as an efficient and durable catalyst for oxygen reduction reaction. *J. Power Sources* **2019**, *427*, 91–100.
- Jiang, J.; Zhu, L.; Chen, H.; Sun, Y.; Qian, W.; Lin, H.; Han, S. Highly active and stable electrocatalysts of FeS₂-reduced graphene oxide for hydrogen evolution. *J. Mater. Sci.* **2019**, *54*(2), 1422–1433.
- Hong, Y. R.; Mhin, S.; Kim, K. M.; Han, W. S.; Choi, H.; Ali, G.; Chung, K.Y.; Lee, H.J.; Moon, S.I.; Dutta, S.; Sun, S.H.; Jung, Y.G.; Song, T.S.; Han, H. Electrochemically activated cobalt nickel sulfide for an efficient oxygen evolution reaction: partial amorphization and phase control. *J. Mater. Chem. A* **2019**, *7*(8), 3592–3602.
- Wu, C.; Zhang, Y.; Dong, D.; Xie, H.; Li, J. Co₉S₈ nanoparticles anchored on nitrogen and sulfur dual-doped carbon nanosheets as highly efficient bifunctional electrocatalyst for oxygen evolution and reduction reactions. *Nanoscale* **2017**, *9*, 12432–12440.
- Ganesan, P.; Prabu, M.; Sanetuntikul, J.; Shanmugam, S. Cobalt sulfide nanoparticles grown on nitrogen and sulfur co-doped graphene oxide: An efficient electrocatalyst for oxygen reduction and evolution reactions, *ACS Catal* **2015**, *5*, 3625–3637.

Table S2. Comparison of ORR performance in 0.1 M KOH electrolyte of FeS/N,S:CNT-GR with other iron or TMS-based electrocatalysts.

Catalysts	Electrolyte	Onset Potential (vs. RHE)	Half Potential (vs. RHE)	Current Den- sity at 0.3V (mA cm ⁻²)	References
FeS/N,S:CNT-GR	0.1 M KOH	0.972	0.827	−6.2	This work
FP-Fe-TA-N-850	0.1 M KOH	0.98	-	−6	1
Fe-N/C	0.1 M KOH	0.923	-	−6	2
Fe-N-CNF	0.1 M KOH	0.93	0.81	−5.12	3
Fe _{1-x} S/N,S MGCS	0.1 M KOH	0.97	0.91	−6	4
FeS/G	0.1 M KOH	1.0	0.845	−5	5
Co _{0.5} Fe _{0.5} S@N- MC	0.1 M KOH	0.913	0.808	−6	6
Co ₉ S ₈ /N,S-CNS	0.1 M KOH	0.90	-	−5	7
CoS NWs@NSC-2	0.1 M KOH	0.93	0.84	-	8

Supplementary References

- Wei, J.; Liang, Y.; Hu, Y.; Kong, B.; Simon, G.P.; Zhang, J.; Wang, H. A versatile iron–tannin-framework ink coating strategy to fabricate biomass-derived iron carbide/Fe-N-carbon catalysts for efficient oxygen reduction. *Angew. Chem. Int. Ed.* **2016**, *55*, 1355–1359.
- Lin, L.; Zhu, Q.; Xu, A.W. Noble-metal-free Fe-N/C catalyst for highly efficient oxygen reduction reaction under both alkaline and acidic conditions. *J. Am. Chem. Soc.* **2014**, *136*, 11027–11033.
- Wu, Z.Y.; Xu, X.X.; Hu, B.C.; Liang, H.W.; Lin, Y.; Chen, L.F.; Yu, S.H., Iron carbide nanoparticles encapsulated in mesoporous Fe-N-doped carbon nanofibers for efficient electrocatalysis. *Angew. Chem.* **2015**, *127*, 8297–8301.
- Xiao, J.; Xia, Y.; Hu, C.; Xi, J.; Wang, S. Raisin bread-like iron sulfides/nitrogen and sulfur dual-doped mesoporous graphitic carbon spheres: a promising electrocatalyst for the oxygen reduction reaction in alkaline and acidic media. *J. Mater. Chem. A* **2017**, *5*, 11114–11123.
- Gautam, J.; Tran, D.T.; Singh, T.I.; Kim, N.H.; Lee, J.H. Mesoporous iron sulfide nanoparticles anchored graphene sheet as an efficient and durable catalyst for oxygen reduction reaction. *J. Power Sources* **2019**, *427*, 91–100.
- Shen, M.; Ruan, C.; Chen, Y.; Jiang, C.; Ai, K.; Lu, L. Covalent entrapment of cobalt–iron sulfides in N-doped mesoporous carbon: Extraordinary bifunctional electrocatalysts for oxygen reduction and evolution reactions. *ACS Appl. Mater. Interfaces* **2015**, *7*, 1207–1218.
- Wu, C.; Zhang, Y.; Dong, D.; Xie, H.; Li, J. Co₉S₈ nanoparticles anchored on nitrogen and sulfur dual-doped carbon nanosheets as highly efficient bifunctional electrocatalyst for oxygen evolution and reduction reactions. *Nanoscale* **2017**, *9*, 12432–12440.
- Han, C.; Li, Q.; Wang, D.; Lu, Q.; Xing, Z.; Yang, X. Cobalt sulfide nanowires core encapsulated by a N, S codoped graphitic carbon shell for efficient oxygen reduction reaction. *Small* **2018**, *14*, 1703642.