

Supplementary Material for

Energy-Saving One-Step Pre-Treatment Using an Activated Sodium Percarbonate System and Its Bleaching Mechanism for Cotton Fabric

Qing Li ^{1,2,3,†}, Run Lu ^{1,†}, Yan Liang ¹, Kang Gao ¹ and Huiyu Jiang ^{1,4,*}

¹ Hubei Key Laboratory of Biomass Fibers and Eco-Dyeing & Finishing, College of Chemistry and Chemical Engineering, Wuhan Textile University, Wuhan 430200, China

² Jiangsu Engineering Research Center of Textile Dyeing and Printing for Energy Conservation, Discharge Reduction and Cleaner Production, Soochow University, Suzhou 215123, China

³ Key Laboratory of Clean Dyeing and Finishing Technology of Zhejiang Province, Shaoxing University, Shaoxing 312000, China

⁴ National Innovation Center of Advanced Dyeing and Finishing Technology, Tai'an 271000, China

* Correspondence: dongminjiang@163.com

† These authors contributed equally to this work.

Contents of Supporting Information

4 figures in 5pages

Section Page

Figure S1	S2
Figure S2	S2-S3
Figure S3	S3-S4
Figure S4	S5

Figures

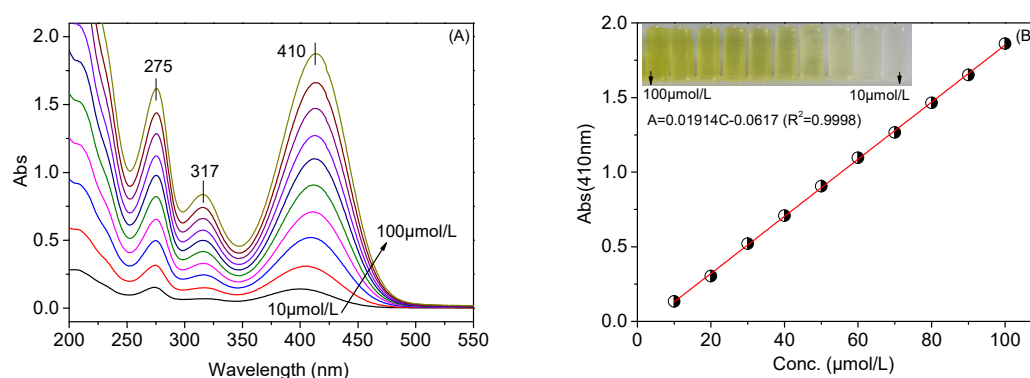
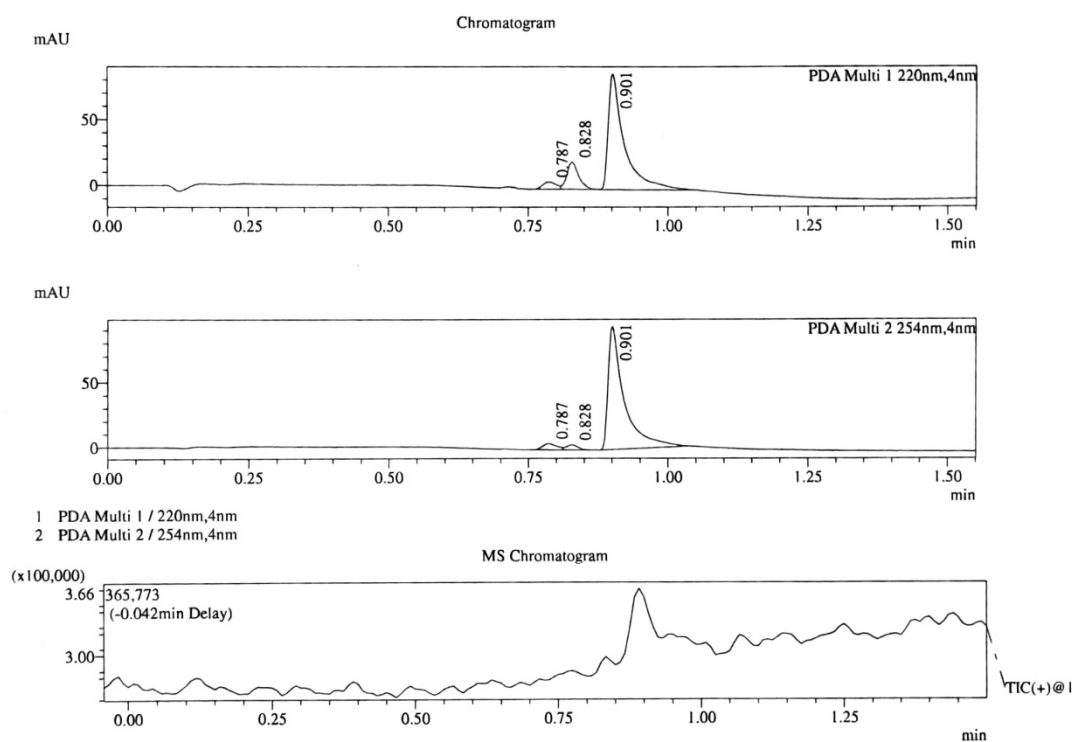


Figure S1 UV-Vis absorption spectrum (A) and standard curve (B) of morin solution



Integration Result

Peak Table						
PDA Ch1 220nm						
Peak#	Ret. Time	Height	Height%	USP Width	Area	Area%
1	0.787	5770	5.044	0.052	9765	4.530
2	0.828	20791	18.177	0.039	30067	13.946
3	0.901	87816	76.778	0.043	175757	81.524

Peak Table						
PDA Ch2 254nm						
Peak#	Ret. Time	Height	Height%	USP Width	Area	Area%
1	0.787	4814	4.639	0.051	8387	4.082
2	0.828	3912	3.769	0.042	5464	2.659
3	0.901	95047	91.592	0.043	191602	93.258

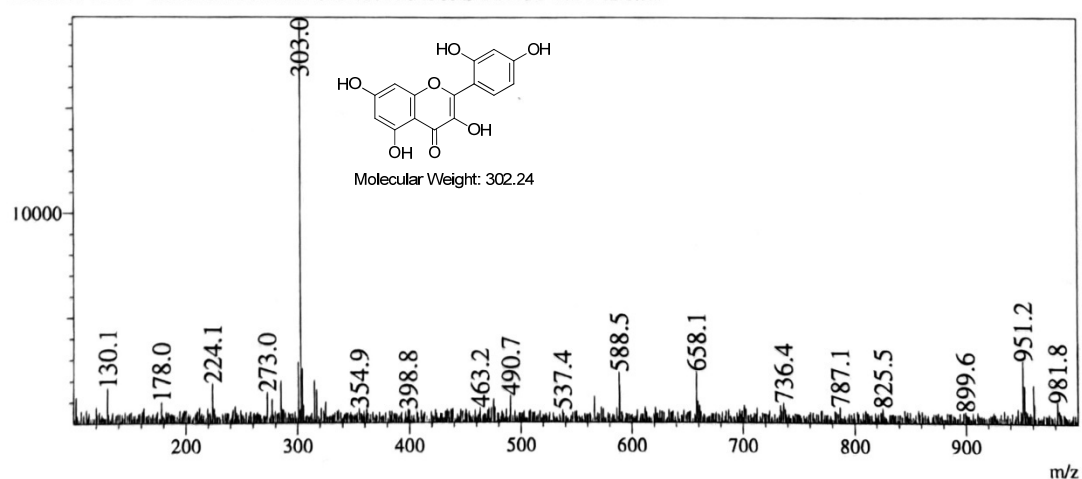
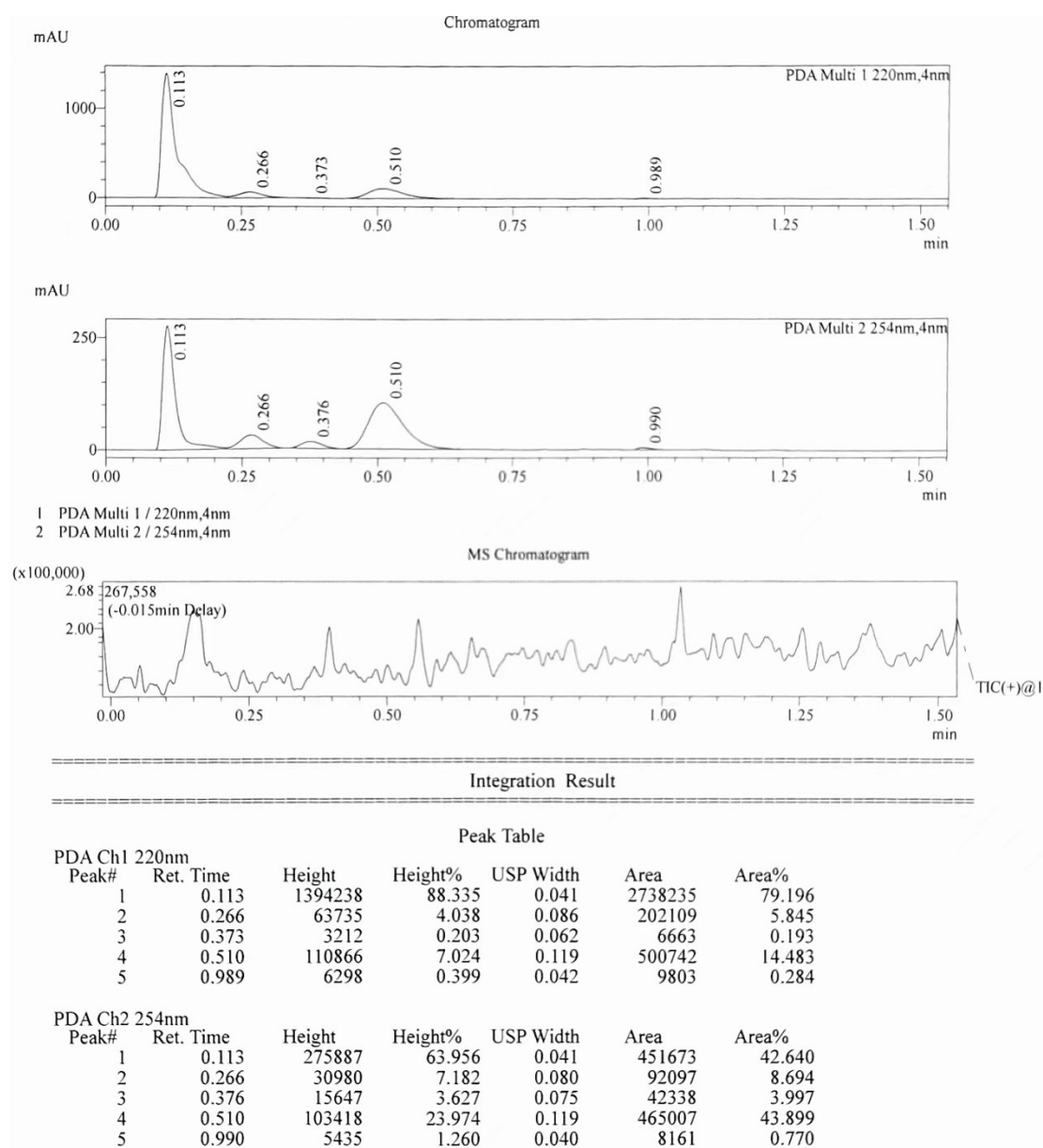


Figure S2 LC-MS of Morin (ESI+)



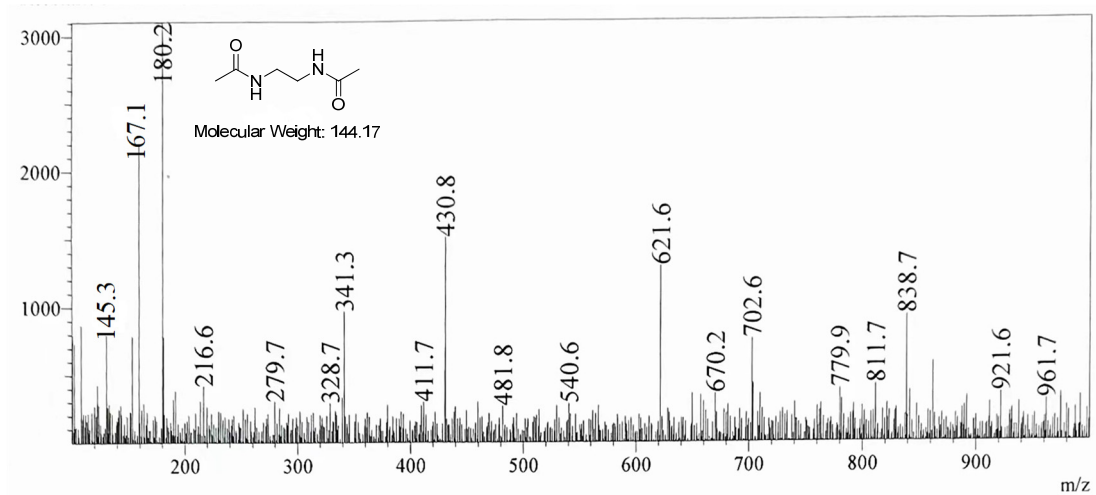


Figure S3 LC-MS of reaction solution (ESI+)

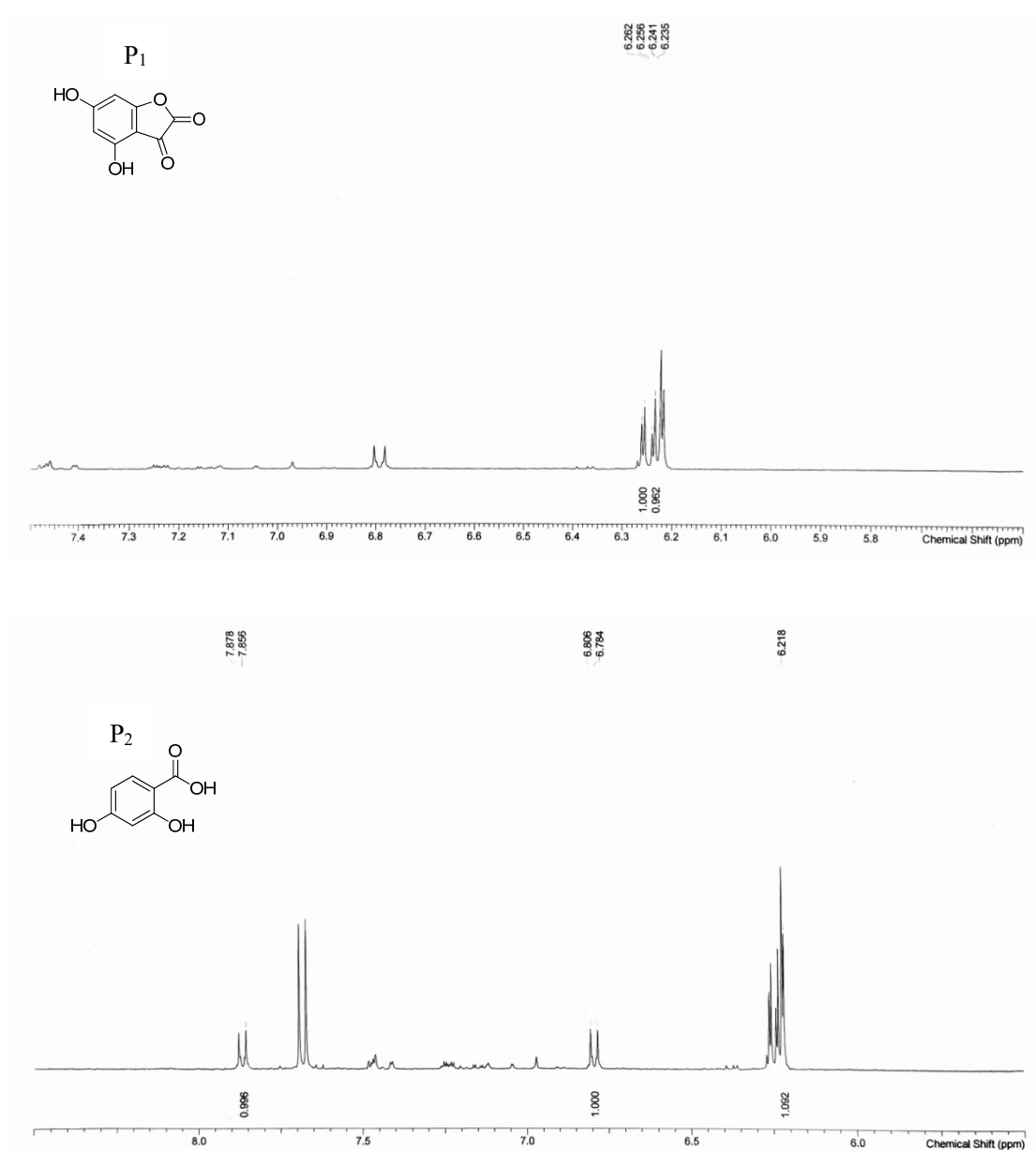


Figure S4¹H-NMR of the degradation products of morin in SPC/TAED system