

Review

# Review on Driving Factors of Ecosystem Services: Its Enlightenment for the Improvement of Forest Ecosystem Functions in Karst Desertification Control

Lingwei Kong<sup>1,2</sup>, Kangning Xiong<sup>1,2,\*</sup> , Shihao Zhang<sup>1,2</sup> , Yu Zhang<sup>3</sup> and Xuehua Deng<sup>1,2</sup>

<sup>1</sup> School of Karst Science, Guizhou Normal University, Guiyang 550001, China; konglw@gznu.edu.cn (L.K.)

<sup>2</sup> State Engineering Technology Institute for Karst Desertification Control, Guiyang 550001, China

<sup>3</sup> Department of Resource Management, Tangshan Normal University, Tangshan 063000, China

\* Correspondence: xiongkn@gznu.edu.cn

**Abstract:** Understanding the multi-scale and multi-factor driving mechanisms of ecosystem services (ES) change is crucial for combating the severe degradation of the ecosystem. We reviewed 408 publications on ecosystem structure, biodiversity, and plant functional traits related to ES in forest ecosystems. Strategies were proposed and key scientific issues were pointed out to improve the forest ecosystem in the karst desertification area. The results showed that the total number of publications has increased rapidly since 2014, of which biodiversity studies contributed the majority. China, the USA, and Germany were the top three countries, accounting for 41%, 9%, and 6% of the research, respectively. Further review found that structure, species diversity, and functional traits have an apparent effect on ES at different (macro, meso, and micro) scales. The optimization of tree structure contributes to the improvement in ES provision and the regulation capacity. Species diversity plays an important role in provision services, while functional diversity is equally important in regulation services. Plant root functional traits can not only help regulation services but also determine the species and structure of rhizosphere microbial communities. The response of ES to a certain factor has been extensively reviewed, but the interaction of multiple driving factors needs to be further studied, especially in how to drive the supply capacity of ES in multi-factor and multi-scale ways. Clarifying the driving mechanism of ES at different scales will help to improve the supply capacity of the ecosystem and achieve the goal of sustainable development.

**Keywords:** biodiversity; ecosystem services; forests; karst desertification; plant functional traits; structure



**Citation:** Kong, L.; Xiong, K.; Zhang, S.; Zhang, Y.; Deng, X. Review on Driving Factors of Ecosystem Services: Its Enlightenment for the Improvement of Forest Ecosystem Functions in Karst Desertification Control. *Forests* **2023**, *14*, 582. <https://doi.org/10.3390/f14030582>

Academic Editor: Mykola Gusti

Received: 26 January 2023

Revised: 2 March 2023

Accepted: 14 March 2023

Published: 15 March 2023



**Copyright:** © 2023 by the authors. Licensee MDPI, Basel, Switzerland. This article is an open access article distributed under the terms and conditions of the Creative Commons Attribution (CC BY) license (<https://creativecommons.org/licenses/by/4.0/>).

## 1. Introduction

Ecosystem service (ES) has been defined as the benefits for human populations derived directly or indirectly from ecosystem functions [1], which provide essential material and non-material conditions for human existence and development. However, ES and biodiversity have been severely degraded in recent years [2,3]. The Millennium Ecosystem Assessment (MA) evaluated 24 ESs globally and suggested that 60% were degrading. In addition, according to the report of the Intergovernmental Science-Policy Platform on Biodiversity and Ecosystem Services (IPBES), the average abundance of species in most important terrestrial communities has declined by at least 20%; 14 of the 18 services assessed were declining; and the global species extinction rate was tens or even hundreds of times faster than the average for the past 10 million years [4]. These conclusions indicated that biodiversity loss might lead to a severely negative impact on ES supply [5,6]. Climate change, ecosystem structure, and land use change were the main driving factors of ES change at the macro scale [7–9], with plant functional traits, species invasion, and microbial diversity acting at the micro and meso scales [10,11]. The impact of global climate change and disturbance mechanisms on mountain areas is greater than that of other biogeographic regions [12] and is expected to intensify further [13]. Human activities are the main factors

affecting the significant decline in ecosystem service value and ecological problems, and land use change is the most obvious manifestation of human activities [14]. Climate and land use change will cause changes in the structure and process of different ecosystems and ultimately affect the supply capacity of ES. The functional diversity of plant traits is linked to ecosystem function and biodiversity [15]. Plant communities composed of functionally divergent species or traits contain species combinations that enhance productivity through complementary resource use [16]. The impacts of climate change [17] and land use/cover [18] on ES have been summarized well. This study focuses on the role of ecosystem structure, biodiversity, and plant functional traits, which is of great significance to optimizing ecosystem function.

Many researchers have studied the impacts of climate change [19–23], land use [24–27], and landscape structure [28–32] on ES in different ecosystems. The results showed that all these drivers have a direct and significant effect on ES. However, climate change, land use, and landscape structure change do not affect ES directly but by controlling community structure, plant functional traits, and species diversity in the forest ecosystem. Studies have found that both negative and positive climatic impacts have only small effects on forest dynamics compared to silvicultural measures. Only for very few water-limited stands did climate change affect forest growth negatively due to pronounced drought stress and mortality [33]. On the contrary, forests can regulate the climate through their own attributes. Forests efficiently recycle water using several plant traits, such as deep rooting systems, high leaf area, and surface roughness that facilitates upward water vapor transport. These conditions, strongly related to the forest structure, increase rainfall over tropical forests compared to grass in grazing lands or soy crops [34]. In addition to carbon sinks and carbon storage services (biogeochemical processes of climate regulation), forests also provide climate regulation ES through biogeophysical processes [35]. Forests are responsible for an atmospheric cooling effect through transpiration, and surface winds can transmit the cold air beyond the forest boundary [36], which plays a role in regulating the regional microclimate. Furthermore, biodiversity has been considered to be either the basis for ecosystem services provisioning or a service in itself [2,37]. As the terrestrial ecosystem with the highest biodiversity, the forest has been widely recognized for its role in biodiversity conservation and ecosystem multifunctionality maintenance [38–40]. However, many precious studies paid more attention to species diversity and ignored the role of functional diversity. Lyashevskaya and Farnsworth [41] pointed out that plant diversity consists of multiple dimensions of diversity, including classification (such as species richness), function (such as diversity of wood density), and structure (such as the average height of the community). Different plant diversity indicators can show different relationships with different ecosystem services [42]. For example, forest functional diversity is positively correlated with hydrological regulation services. The increase in land use intensity led to a reduction in niche differentiation of interspecific functional traits, resulting in the degradation of hydrological services in the forest ecosystem [43]. Although some studies have shown the role of functional traits [44], species diversity [45,46], and functional diversity [47] in forest ES, the relationship among them needs further study, and the key scientific issues need to be clarified.

In the carbonate region, especially in the karst desertification area, the soil layer is shallow and forms slowly because of the binary (aboveground and underground) hydrological structure and process. Serious soil erosion limits vegetation growth, and strong human disturbance leads to the occurrence of karst desertification eventually [48,49]. Further, karst desertification intensifies the frequency of droughts, floods, and other disasters, which seriously damage ecological functions and restrict regional sustainability [50]. For example, water and wind can erode the topsoil easily after vegetation degradation, which reduces the water conservation and nutrient supply capacity [51]. Moreover, the decline in plant coverage also degrades regulation services such as carbon sequestration, oxygen release, and hydrological regulation [52]. Water flow takes nutrients into underground spaces, which limits the growth of ground flora and reduces product provision services [51].

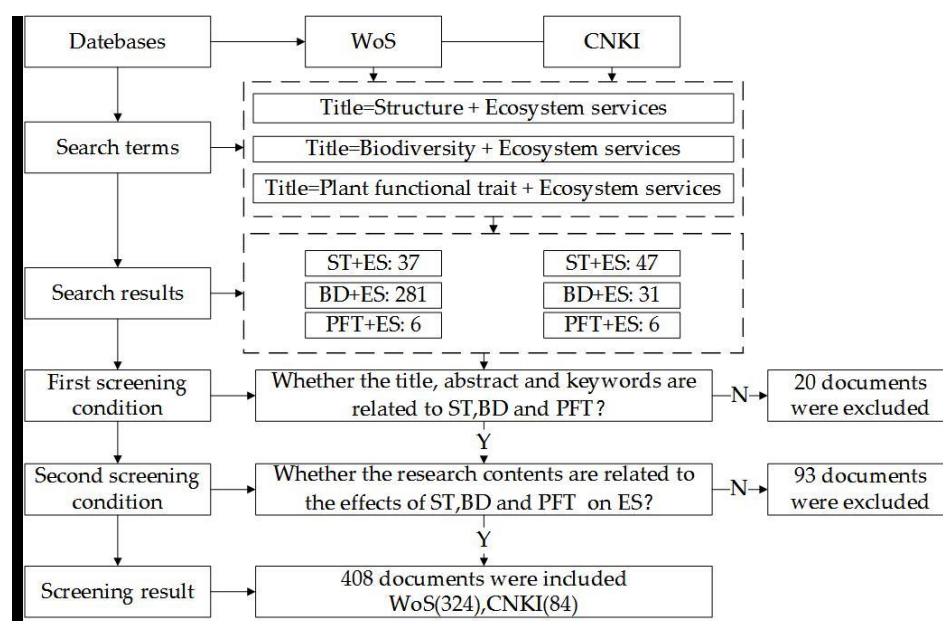
Restoring damaged ecosystems rapidly and effectively and improving ES supply capacity are the primary tasks of the eco-degradation area. According to a study by Duarte et al. [53], landscape composition and configuration significantly affect ES. Hodder et al. [54] believed that conservation, management, and interventions at the landscape scale might enhance the supply of a series of ESs (carbon storage, fiber and food, etc.). Laughlin [55] proposed a quantitative model for ES recovery using trait values (e.g., selecting species with high wood density and low specific leaf area to improve community resistance to drought). Biodiversity and ES loss not only directly affect the livelihood of poor populations but may also further exacerbate a decline in human well-being [2]. The ecosystem structure and landscape pattern lend support to this theory at the macro scale, while tree structure, functional trait, species diversity, and functional diversity at the meso and micro scale can provide specific community construction and species configuration schemes. Although the combination of the two scales can effectively optimize the functions of degraded forest ecosystems, there are few existing studies that have been reported.

The purpose of this study is to provide a theoretical basis for the optimization of forest ecosystem function by summarizing the relationship between structure, functional traits, and biodiversity and ES. A systematic review of 408 publications related to ES driving was conducted. We analyzed the annual, institution, and country distribution of publications and created a co-occurrence network analysis for keywords. The research progress on the driving effect of structure, biodiversity, and plant functional traits on ES change was emphatically summarized, and the findings for improving forest ecosystem function in karst desertification areas were put forward. Specifically, we (i) identify the development trend of ES drivers research, (ii) discuss the enlightenment of ES driving factors for forest ecosystem improvement in karst desertification areas, and (iii) explore some scientific issues and opportunities for future work.

## 2. Materials and Methods

### 2.1. Publications Acquisition Source

The web of Science (WoS) is an important database for obtaining global academic information. The three major citation indexes (SCIE + SSCI + A&HCI) of WoS include more than 12,400 authoritative and high-impact international academic journals worldwide, covering natural science, engineering technology, social sciences, and arts and humanities. China National Knowledge Infrastructure (CNKI) is the largest academic resource data platform in China, which includes academic resources in multiple research fields and disciplines. These two databases can provide a large amount of research data for this study, so we chose WoS and CNKI as the literature acquisition sources. On 12 October 2022, "Structure (ST) + Ecosystem services (ES)", "Biodiversity (BD) + Ecosystem services (ES)", "Plant functional trait (PFT) + Ecosystem services (ES)" were used as the search terms, and a document search was carried out in WoS and CNKI databases (Figure 1). To ensure that the retrieved publications were highly relevant to this research topic, the search criteria were set as "title". A total of 521 publications were obtained, and screening and statistics of publications were conducted. It should be emphasized that due to the restrictions of access rights and language barriers, we only accessed the WoS and CNKI databases and read the articles that written in English and Chinese, which makes many publications in other languages unavailable.



**Figure 1.** Process of publications' acquisition and screening. This study's systematic mapping process illustrates articles from the initial search to screening for synthesis (identification, screening, eligibility, and inclusion). Publications were found through a database search in the identification stage. Then, the articles captured were screened based on ecosystem services drivers (through titles, keywords, abstracts, and full-text articles) at the screening and eligibility stages. Finally, the publications satisfying the eligibility criteria were included in the study.

## 2.2. Publications Screening and Statistic

After searching, we selected and exported all publications to excel sheets. Then, publications were preliminarily screened by reading titles, abstracts, and keywords. The title, abstract and keywords that did not contain "ecosystem services" or did contain but had nothing to do with "ecosystem services" were not considered. A total of 20 articles were excluded that were not relevant to the research topic. After that, 501 remaining full-text publications were read. Excluded publications included those in which there were "ecosystem services", "structure", "biodiversity", "plant functional traits" in the text, but the text did not involve research on the driving force of ecosystem services. A total of 93 articles which were uncorrelated to the purpose of this study were excluded. Eventually, 408 publications were retained, including 84 (21%) for structure, 312 (76%) for biodiversity, and 12 (3%) for plant functional traits. The included 408 publications (84 in Chinese and 324 in English) were read entirety to extract useful information. MS Office excel 2016 was used for statistical analysis and drawing. We graphed the number of publications in each year from 2005 to 2022 to identify the specific year in which there was the co-occurrence of ES and drivers and development trends in ES drivers research. We then used ArcMap 10.5 to map the publications' distribution in countries and institutions to analyze major ES research countries and organizations. Finally, the keywords of all articles were exported as "ris" files in WoS and CNKI and imported into VOSviewer 1.6.16 software to create a co-occurrence network of keywords.

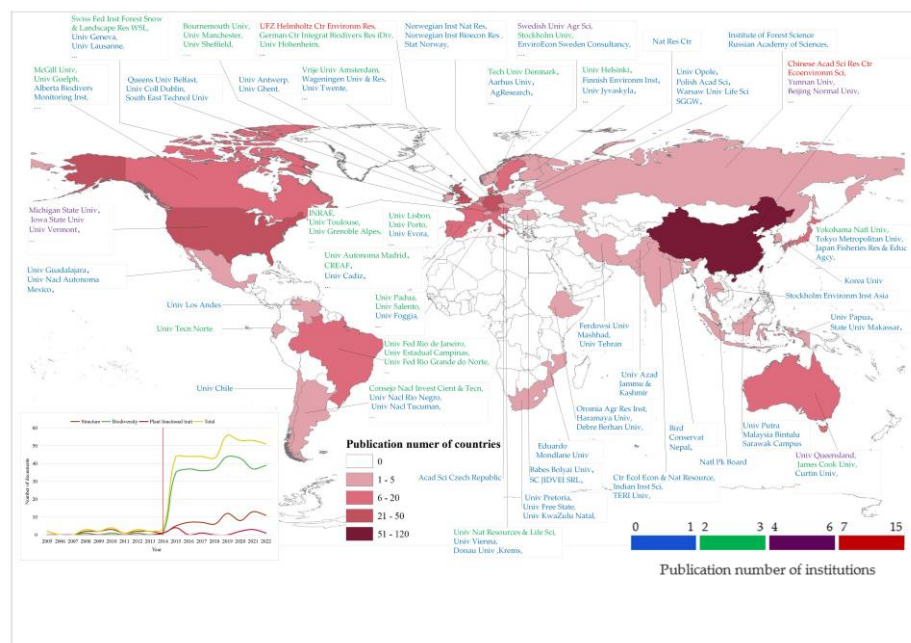
## 3. Results and Discussion

### 3.1. Distribution of Documents

The annual distribution of literature (Figure 2) shows that the research on biodiversity and plant functional traits occurred later than that on structure. In terms of quantity, the research on biodiversity has increased significantly, while the research on structure and plant functional traits has increased slowly. From 2005 to 2014, the total amount fluctuated, but the growth rate was slow. Therefore, we divided the period from 2005 to



2014 into the initial stage of ES research. In 2015, the total amount of literature increased significantly, so we named the period after 2014 the mature stage, mainly due to the outstanding contributions of biodiversity research.



**Figure 2.** Distribution of documents.

The global distribution of literature was analyzed based on the country where the first author's organization was located. The area distribution is shown in the red map in Figure 2 (after sorting out 408 publications). China has the largest number (112), accounting for 27% of the total number of publications, followed by the United States with 47 (12%), and Germany tied for third with 32 (8%). The reason for the large differences in the international distribution of publications may be that there are few databases, and many publications cannot be obtained. It may also be that there are differences in expressions at home and abroad, so some publications are missed.

Based on the organization of the first authors, the organization distribution analysis was carried out. There was a wide range of research institutions (303 in total), but the chart space was limited. Therefore, only the top three organizations of each country were listed here. Among them, the top 10 institutions are Chinese Acad Sci Res Ctr Ecoenvironm Sci, UFZ Helmholtz Ctr Environm Res, Yunnan Univ, Michigan State Univ, Beijing Normal Univ, Iowa State Univ, Swedish Univ Agr Sci, Univ Queensland, Univ Vermont, and Henan Univ. Universities occupied most of the research institutions, indicating that the education organizations paid more attention to ES drivers. Judging from the individual author, the top 10 contributors to the number of publications on the topic are Ricketts Taylor H (5), Sonter Laura J (5), Polasky Stephen (4), Watson Keri B (4), Woodward Guy (4), Ding Shengyan (3), Xue Fengzhi (3), Fu Bojie (3), Wen Zhi (3), Yu Dandan.

### 3.2. Co-Occurrence Network of Keywords

Keywords are the condensed key information of a paper, and we can determine the research focuses of each field by analyzing the keywords. A co-occurrence network clustering analysis was performed using the keywords of 408 publications (Figure 3). Each keyword must appear in at least 5 publications or will not be counted; a total of 162 keywords were extracted. The larger the label and shape in the figure, the higher the frequency of the keyword, and the thickness of the connecting line is proportional to the co-occurrence frequency of the keyword. The most frequently used keywords were ecosystem services (150), conservation (125), biodiversity (97), management (81), diversity



erosion by water. In addition, the stand density can regulate the species diversity under the forest. The species diversity of the shrub and herb layer under the high-density *Eucalyptus robusta* Smith forest is significantly less than in low-density forests [73]. The shrub layer diversity of the *Cupressus funebris* Endl. plantation in Yunding Mountain showed a single peak change of first increasing and then decreasing with the decrease in stand density, while the herb layer diversity showed a double peak change [74]. Tending and cutting can effectively regulate the spatial structure of the forest, but the cutting intensity should be different according to different forest types [75]. The more reasonable the structure of the stand is, the higher its stability will be and the more functions it will play [76].

### (3) Biodiversity is a crucial driver of the nutrient cycle

Some researchers believe that losing plant diversity will reduce soil microbial diversity [77]. High plant diversity will increase the carbon input from the rhizosphere to the microbial community, thereby increasing microbial activity and carbon storage [78]. Increasing plant diversity can increase the accumulation and use efficiency of soil total nitrogen [79,80], improve plant productivity and pollination media, and inhibit weeds and pests [81]. Some researchers believe that the impact of plant diversity on dryland ecosystem functions and services (i.e., multi-functionality) is indirect but is the result of the positive impact of plant diversity on microbial diversity [11,82]. Most microbial species are heterotrophs, which can produce specific extracellular enzymes to decompose fauna, plant, microbial residues, and various complex organic substances into inorganic substances (such as  $\text{CO}_2$ ,  $\text{H}_2\text{O}$ ,  $\text{NH}_3$ ,  $\text{SO}_4^{2-}$ , and  $\text{PO}_4^{3-}$ ). These inorganic substances can be used by primary producers to participate in the material cycle again [83,84]. The increase in soil biodiversity from a very low level to a medium level may also accelerate nutrient cycling [85]. In addition, microbial species are also involved in the mineralization of organic matter, biological control of pathogens, and remediation of ecological environmental pollution [86,87]. Therefore, some researchers claimed that microbial diversity determines the productivity of ecosystems (especially in nutrient-poor ecosystems) and plant diversity. On the other hand, when soil microbial species compete for nutrients with plants as pathogens or convert nutrients into forms unavailable to plants, they may also harm plant productivity [88]. However, the driving mechanisms of plant diversity and microbial diversity on ecosystem functions and services lack sufficient empirical evidence and need further study.

### (4) Functional diversity promotes the maintenance of ecosystem multi-functionality

Species require different conditions for seed production, propagation, and germination [89]. They can promote species coexistence by adjusting lifestyle or phenology habits (such as the growth rate, shade tolerance, crown retention time, and reproductive capacity), thus forming different ecosystem functions [90]. As the foundation, changing ecosystem functions directly affects ES and human well-being [91]. Ecosystem multi-functionality (EMF) was first proposed in 2004 [92]; since then, the maintenance of EMF has gradually become one of the focuses of researchers, and substantial progress has been made. Gamfeldt et al. [93] put forward a conceptual model to explore the impact of species loss on the comprehensive functions of the ecosystem (i.e., EMF). They found that the overall function is more vulnerable to the impact of species loss than a single function due to the complementarity between the multiple functions. Xu et al. [94] emphasized that maintaining multiple functions requires not only higher species richness but also diversified community types. Because different functional traits of coexisting species can increase the overall utilization efficiency of resources and thus promote ecosystem functions. The functional traits of dominant species strongly affect the ecosystem functions of communities. Therefore, functional diversity is considered the key driver of ecosystem versatility [95,96]. Though species diversity is also considered an important influencing factor of EMF, the positive correlation between species diversity (especially species richness) and ecosystem function may be due to the increase in species number leading to the increase in trait diversity [97]. Functional traits are related to the resource utilization (including selection effect and complementary effect) of species [98]; it may be a better predictor of ecosystem

functions [99]. Therefore, functional diversity may be more conducive to maintaining EMF than species diversity [100,101].

- (5) Plant functional traits of both aboveground and underground parts affect ESs simultaneously

Functional traits reflect the adaptation of organisms to physical and biological environment change and the trade-offs among different functions [102], which is a core concept of functional ecology [103]. Many studies have shown that plant functional traits play an important role in ES. For example, high leaf nitrogen content can promote soil organic carbon storage [104]. Plant canopy density and fine root percentage have an important impact on ecosystem hydrological regulation services [43]. Different traits affect services differently. Root traits are mainly related to erosion control, climate regulation, and biomass production; flower traits are concerned with aesthetic attraction and pollination; and stem and whole plant traits are associated with biomass production [105]. Dennis et al. [106] believed that the type and quantity of root exudates determine the type and quantity of rhizosphere microbial species, as well as affect the structure of the rhizosphere microbial community and carbon utilization. As a key aspect supporting plants' ability to stand and nutrient absorption, the root system continuously secretes various substances to promote the absorption of mineral elements by plants and provides carbohydrates, sugar alcohols, amino acids, and phenols for rhizosphere microbial species as nutrients and energy supply [107]. At the same time, root-related microbial species can directly affect plant growth and population dynamics and indirectly affect nutrient cycling by controlling plant litter input and root nutrient absorption [88,108], forming a mutual feedback mechanism among plants soil microbial species. The plant root system also has an important effect in promoting material circulation and hydrological regulation [109]. Under specific conditions, plant roots can transfer soil moisture in the deep layer to the dry surface soil through conduction tissues, thereby completing water redistribution [110]. The interlacement of underground roots can effectively improve the soil shear strength and soil permeability, which can reduce soil erosion [111]. Plant functional traits are important driving forces for ES changes, both aboveground and underground.


### 3.4. A Systematic Review of ES Drivers for Forest Ecosystem Improvement in Karst Desertification

- (1) The optimization of stand spatial structure helps improve the quality of the ecosystem

The regulation of forest spatial structure and distribution pattern by manual measures is conducive to promoting interspecific interaction and improving ecosystem functions. Pruning significantly increases the light intensity, temperature, understory biomass, and Shannon Weiner index of species [112]. The intercropping of forest and grass can promote the regulation of soil quality and microclimate and increase forest products [113]. This shows that reasonable management measures can not only improve the forest structure and productivity but improve the carbon fixation capacity of vegetation. Thinning and replanting can significantly improve the forest layer index and mixing degree. The increase in individual differences between trees can expand the growth space of young and middle-aged forests, which reduces the competitive pressure between trees and significantly improves the stand structure (Figure 4) [114,115]. There are more problems in the spatial structure of the karst desertification forest ecosystem compared with non-karst desertification. Common situations include sparse understory vegetation and incomplete hierarchical structure of arbor, shrub, and grass; broken patches and a lack of a large, connected forest landscape; and a single species disposition, which is not conducive to resisting diseases and pests. Therefore, implementing artificial management in this area to optimize the forest spatial structure is conducive to improving the forest ecosystem function and service supply capacity. According to the characteristics of karst desertification forest, the optimization of stand spatial structure can be carried out horizontally and vertically. In the horizontal space, natural forests can be thinned, replanted, and renewed manually. Intercropping of trees and cereal/grass and mixed plantation can be implemented to regulate



the composition and the proportion in the artificial forest. In the vertical space, trees can be pruned and reshaped to control their height and crown width [116] so that the lower trees can fully absorb solar energy and improve the community' productivity. In short, during planting and ecological restoration, the layers of trees, shrubs and herbs should be intact to improve the self-regulation ability of the ecosystem in terms of nutrient decomposition and circulation [117].



**Figure 4.** Comparison of different stand structures: (a) Worse stand structure with *Tectona grandis* L.F. only. (b) Better stand structure with *Quercus fabri* Hance, *Lindera glauca* (Sieb. et Zucc.) Bl, *Arthraxon hispidus* (Trin.) Makino, etc. (Source of the pictures: Photoed by Lingwei Kong.).

- (2) Building plant functional groups based on functional characteristics and environmental conditions is conducive to improving ecological functions

Plant functional types combine a series of plants with certain plant functional traits, which are the basic units for studying the dynamic changes of vegetation along with the environment [118,119]. They link plant morphology, community science, and ecological processes, and are a very useful tool for studying the dynamic changes between climate and vegetation. Environmental heterogeneity (such as soil, light, and terrain) shapes the characteristics of individual plants to a certain extent, it also affects the interactions between species and their proportions in different spatial ranges. The aim of community structure optimization can be achieved by making full use of the adaptability of species characteristics to the environment to dispose of species [120,121]. In karst desertification areas, due to exposed bedrock and a lack of surface water, adaptive plants are usually drought resistant, lithophytic, and calciphilous [122]. The existing research found that the soil enzyme activity, soil nutrients, and microbial community diversity index of forest grass intercropping in karst mountain areas were significantly higher than in wasteland and farmland returning to grassland [123]. Therefore, since few species are included in afforestation for karst desertification control (Figure 5a), multi-species interplanting can play an important role in promoting ecological restoration. In addition, in forest gaps with enough sunlight, short-lived and shade-intolerant species have higher growth rates than long-lived and shade-tolerant species [124]. In forests with high canopy density and insufficient light, shade tolerant species can be selected for planting, which can enhance the integrity of the stand structure (Figure 5b). The characteristics of herbaceous plants are mostly similar—weaker than most trees and shrubs, but they can also be appropriately added to enhance the overall stability of the community.



**Figure 5.** Comparison of communities comprising different species in Guizhou, China: (a) Single species with *Zanthoxylum bungeanum* Maxim. only. (b) Multiple species with *Pinus massoniana* Lamb, *Quercus fabri* Hance, *Populus alba* L., etc. (Source of the pictures: Photoed by Lingwei Kong.).

### (3) Biodiversity conservation is the foundation for maintaining EMF

Biodiversity determines ecosystem functions and processes [125,126]. Higher biodiversity can produce higher levels of ecosystem functions [127,128]. The plants are more abundant in karst habitats than in non-karst habitats in South China karst (accounting for 30%–40% of the total local species). Many species are rare, endangered, protected groups, and endemic species (10% are endemic karst species, and 20%–30% are characteristic karst species) [129]. However, the change and degradation in the ecological environment in karst desertification have led to the fragile karst ecosystem becoming more unstable and biodiversity declining [130]. The degradation of plant communities led to reduced biomass and soil organic matter, which affected microbial diversity. The evolution of habitat toward drought accelerated the decomposition rate of soil organic matter [131]. As a result, the content of soil organic matter and water permeability decreased, and finally, a fragile ecosystem with poor ecological structure and functions was formed. The assessment and protection of biodiversity loss should be one of the core tasks in this area. Unfortunately, few researchers have carried out assessments and proposed feasible protection plans so far. Under the threat of climate change, Hylander et al. [132] proposed two forest biodiversity conservation tools (Resistance and Transformation) at the landscape scale, including eight specific implementation measures. In addition, Lindenmayer [133] also proposed four general principles from the perspective of natural forest restoration. We believe that these are of great significance for biodiversity conservation in karst desertification areas. However, due to the differences in natural conditions, it is better to seek local protection schemes based on others' measures. Here, we proposed some suggestions, hoping to help the biodiversity conservation of karst desertification forest ecosystems. (1) In response to the loss of biodiversity caused by climate change, the endemic species in this region can be transplanted to other regions with suitable conditions, or the characteristics of species can be improved to adapt to climate change. At the same time, it is important to introduce new species from other regions that do not exist in this region, but the scale should be controlled to prevent the occurrence of biological invasion. (2) To address the loss of biodiversity caused by human activities, supervision should be strengthened, and arbitrary logging, mining, and hunting should be prohibited. In addition, people ought to be encouraged to carry out relevant protection work, such as artificial afforestation, breeding instead of killing wild animals, and anthropic management of natural forests (Figure 6). (3) In the face of the loss of biodiversity caused by niche change, manual intervention can be carried out (cultivate endangered species and appropriately remove excessive species) to prevent the food chain from breaking. In a word, biodiversity conservation of karst desertification ecosystems is a long-term job, and there is still a long way to go.




**Figure 6.** Biodiversity conservation measures in Guizhou, China: (a) Close hillsides to facilitate afforestation. The dominant species include *Toona sinensis* (A. Juss.) Roem., *Pyracantha fortuneana* (Maxim.) Li, *Cladrastis platycarpa* (Maxim.) Makino, etc. (b) Artificial afforestation. The dominant species include *Zanthoxylum bungeanum* Maxim., *Juglans regia* L., *Prunus salicina* Lindl., etc. (Source of the pictures: Photoed by Kangning Xiong.).

- (4) The combination of macro-scale landscape structure optimization and micro-scale biodiversity improvement can effectively increase the supply of ES

As a result of ecological degradation, the landscape in karst desertification areas shows high heterogeneity and fragmentation (Figure 7a) [134]. Meanwhile, the loss of plant and microbial diversity has also caused great damage to the EMF at the micro scale [81,85]. However, the relationships of services have obvious spatial scale dependence [135]. Research on a single scale may miss or even distort the interaction rules between ESs, which is not conducive to a comprehensive and objective understanding of ESs [136]. The fragmentation of landscape in karst desertification areas not only leads to a loss of biodiversity but also reduces the sustainability of land use [137]. Research showed that after implementing a series of afforestation and forest cultivation measures, the landscape diversity increased by 8%, and fragmentation decreased by 25% [138]. Therefore, it is necessary to adjust the type, number, and spatial distribution pattern of landscape components and patches at the macro scale (Figure 7b) so as to make each component harmonious and orderly, ultimately restoring the damaged ecosystem and achieving regional sustainable development [139]. For example, according to the ecological vulnerability characteristics of karst desertification areas, steep slopes and gentle slopes can be planned as forests/grasslands and farmland, which can improve soil and water conservation capacity and make full use of soil nutrients [140,141]. The configuration of patches (such as forest land, grassland, and water) around farmland can help to increase landscape diversity and biodiversity, improving the EMF [142]. The coupling of water and fertilizer in poor soil regions can help to increase the content of soil organic matter and the number of microorganisms, improving plant productivity [143]. Therefore, at the micro scale, plant and microbial diversity can be increased by artificial afforestation [144] and organic matter addition.





**Figure 7.** Comparison of landscapes configured by different patches in Guizhou, China: (a) Single patch configuration landscape with karst desertification. (b) Small vegetation patches and large stone patches in the process of ecological restoration. (c) Multiple patch configuration landscape without desertification. (Source of the pictures: Photoed by Kangning Xiong.).

### 3.5. Key Scientific Issues to Be Solved and Prospects

- (1) How do ecosystem functions respond to structural changes? Research on interspecific relationships and functional differences in ecosystems with different structures can be carried out.

Understanding the response of ES and functions to the change in ecosystem structure is crucial for the efficient allocation of environmental resources and rational formulation of environmental policies [145]. An unreasonable landscape structure will lead to an overall decline in ESs and functions [146]. In the stand structure, interspecific interactions not only directly affect the flow and circulation of matter and energy among different components of the ecosystem but also affect the process of community construction, making the network structure closely related to ecosystem functions and community stability [147]. Mixed forests and multi-storied forest have stronger disease and pest resistance than monoculture forests and single-storied forests; natural forest have a better stand structure and biodiversity than artificial forests, as well as stronger overall ecological function [148,149]. Although more and more evidence show that landscape structure and stand structure are crucial to the supply of services, there are still some important questions to answer about the mechanism and process behind this role, including the key question about how to configure them to improve the ecosystem function. There are detailed results on the impact of a certain ecosystem structure on services, but few researchers have focused on the interspecific relationships and ecosystem functions driven by different ecosystem structures. In the future, research on biodiversity and ecosystem function differences within different structures should be strengthened, and the role of structures in ecological processes, functions, and services should be revealed.



- (2) Species diversity or functional diversity contributing more to ESs; comparative studies on species and functional traits of different communities are needed.

Functional traits determine ecosystem functions, and species are considered a collection of functional traits [150]. Species provide many material products for human beings, and functional traits can affect regulating services such as the water cycle. They are indispensable carriers of ES. However, it is unclear who contributes more to ES supply between species and functional diversity. At present, research on the driving mechanism of biodiversity to ES is mostly focused on a single scale or dimension, and different conclusions will be drawn in different ecosystems [151,152]. Thus, the impact of species diversity and functional diversity on ES change needs to be further studied. In addition, aboveground and underground biodiversity, as well as their comprehensive impact in different scales or dimensions, can effectively explain more variations in EMF [153,154]. Researchers should pay more attention to the synergistic effect of above- and below-ground biodiversity in the future, extending the field observation period, enriching the community survey content, and selecting representative functional indicators to construct a long-term, multi-spatial, and multi-dimensional biodiversity-EMF database [155].

- (3) The application of relationships between biodiversity and ecosystem service is insufficient. The practical application of existing research results should be strengthened.

Although some studies have paid attention to the interaction between biodiversity and ES, most focused on the impact of biodiversity on ESs. Few studies have talked about how to apply the relationship between biodiversity and ES at the practical level, and there is a lack of effective ways to realize relevant cognition. An important research direction is thus to explore ways to improve ESs according to the relevant knowledge of biodiversity and ESs, as well as diminishing the leap from theory to the application of the biodiversity ES relationship. In the face of the continuous impact of human interference and environmental change on ES, maintaining and improving ESs of oceans, forests, grasslands, and agriculture has become a practical problem that many regions must address [156]. Theoretically, it is possible to formulate management measures to improve and restore ES from the perspective of biodiversity, and the implementation of ecosystem management measures can, in turn, improve biodiversity and ESs. For example, forest restoration can increase species diversity and ecosystem productivity at the same time [157]. In practice, some studies have explored and verified the feasibility of applying the knowledge of biodiversity-ES relationships to policy-making and natural reserve management, forest ecosystem management, degraded ecosystem restoration, and agricultural ecosystem improvement, but the application of existing research results still needs to be strengthened in future studies.

- (4) Few pieces of research integrate multiple driving factors of ES change; the research on the co-influence of natural and human factors should be strengthened.

In addition to climate change and human activities, ES changes are also affected by various drivers, such as ecosystem structure, biodiversity, and landscape. There are complex interactions between these driving factors [158]. Most existing research mainly focuses on the role of a single driver, while research on the synergy of multiple factors and their contribution rate is scarce. In the future, we should not only continue to deeply explore the mechanism of impact of climate change and land use on services but also strengthen the driving force of population, economy, policy, culture, and other social factors, as well as natural factors, such as ecosystem structure, biodiversity, landscape pattern, regional differentiation, and the interaction of multiple factors on service change. Meanwhile, it is necessary to reveal the contribution rate of different driving factors on the service change to manage the environment in the development, utilization, and protection of ecological resources. This will provide scientific guidance for ecological restoration in ecologically vulnerable areas and promote the realization of sustainable development goals.

- (5) There is no case study on improving ES through landscape pattern optimization. Long time-series sample plot monitoring should be carried out to explore the optimal landscape pattern.

The landscape composition and configuration affect the ecological process. Understanding how landscape composition and configuration affect the supply of ES is the key to improving landscape management [67]. Most researchers have focused on the response of ESs to landscape structure changes, there are few reports on how to improve ES via landscape composition and configuration. Thus, effectively configuring the landscape to promote ESs and function is a difficult problem for landscape ecology, especially in areas with high spatial heterogeneity and changing land cover. Core area and grid size are important determinants of ecosystem service trade-offs and synergies, which affect ES interactions [159]. Future research needs to include a long-term dynamic observation of the field landscape configuration to determine an optimal landscape composition and configuration scheme and provide scientific basis for improving regional ecosystem functions and services.

#### 4. Conclusions

A total of 408 publications were reviewed, and the annual distribution of publications showed a significant growth trend, in which biodiversity research accounted for the majority. The driving factors of ESs mainly focused on biodiversity, ecological protection and management, land use, and climate change. The role of structure, species/functional diversity, and functional traits is still unclear. Further review found a progressive synergy among structure, biodiversity, ecosystem function, and ES. A complete ecosystem structure has higher biodiversity and ecosystem stability. The increase in biodiversity can accelerate the material cycle and improve the ecosystem's productivity. Multifunctionality of the system helps to improve the supply capacity of ES. The combination of macro-scale ecosystem structure optimization and micro-/medium-scale species disposition is helpful for the ecological restoration and management in karst desertification areas. Specifically, land use types and landscape structures can be planned according to actual conditions, such as soil erosion, rock exposure rate, and soil quality, which is conducive to vegetation restoration and biodiversity protection. Management measures (such as plantation) can optimize the forest structure and promote the improvement of ecosystem functions. In addition, constructing forest communities according to plant characteristics can help to retard water and soil loss, accelerating nutrient cycling and improving the EMF.

**Author Contributions:** Conceptualization, L.K.; methodology, L.K. and S.Z.; software, L.K. and S.Z.; validation, L.K., Y.Z. and X.D.; formal analysis, L.K.; investigation, L.K.; resources, S.Z. and Y.Z.; data curation, L.K.; writing—original draft preparation, L.K.; writing—review and editing, L.K. and S.Z.; visualization, L.K., Y.Z. and X.D.; supervision, K.X.; project administration, K.X.; funding acquisition, K.X. All authors have read and agreed to the published version of the manuscript.

**Funding:** This research was supported by the Key Science and Technology Program of Guizhou Province: Poverty alleviation model and technology demonstration for eco-industries derived from the karst desertification control (No. 5411 2017 Qiankehe Pingtai Rencai); the Science and Technology Research Project of Higher Education Institutions in Hebei Province: Comparative study of model and technology for characteristic high efficiency forestry from the karst desertification control in North and South China Karst (No. QN2021412) and the project of Guizhou Geographical Society: Research on characteristic high efficiency forestry from vegetation restoration of the karst desertification control (No. 2020HX05).

**Institutional Review Board Statement:** Not applicable.

**Informed Consent Statement:** Not applicable.

**Data Availability Statement:** Not applicable.

**Acknowledgments:** We would like to thank all the editors for their contributions to this paper and the anonymous reviewers for their thoughtful comments, which enriched the paper.

**Conflicts of Interest:** The authors declare no conflict of interest.

## References

1. Costanza, R.; Arge, R.D.; Groot, R.D.; Farberk, S.; Grasso, M.; Hannon, B.; Limburg, K.; Naeem, S.; Paruelo, J.; Raskin, R.G.; et al. The value of the world's ecosystem services and natural capital. *Nature* **1997**, *25*, 3–15. [[CrossRef](#)]
2. Millennium Ecosystem Assessment (MEA). *Ecosystems and Human Well Being: Synthesis*; Island Press: Washington, DC, USA, 2005.
3. Steffen, W.; Crutzen, P.J.; McNeill, J.R. The Anthropocene: Are humans now overwhelming the great forces of nature? *AMBIO* **2007**, *36*, 614–621. [[CrossRef](#)] [[PubMed](#)]
4. IPBESs. *Summary for Policymakers of the Global Assessment Report on Biodiversity and Ecosystem Services of the Intergovernmental Science-Policy Platform on Biodiversity and Ecosystem Services*; IPBESs Secretariat: Bonn, Germany, 2009; p. 56.
5. Díaz, S.; Fargione, J.E.; Chapin, F.S.; Tilman, D. Biodiversity Loss Threatens Human Well-Being. *PLoS Biol.* **2006**, *4*, e277. [[CrossRef](#)]
6. Cardinale, B.J.; Duffy, J.E.; Gonzalez, A.; Hooper, D.U.; Perrings, C.; Venail, P.; Narwani, A.; Mace, G.M.; Tilman, D.A.; Wardle, D.; et al. Corrigendum: Biodiversity loss and its impact on humanity. *Nature* **2012**, *489*, 326. [[CrossRef](#)]
7. Scholes, R.J. Climate change and ecosystem services. *Wires Clim Change* **2016**, *7*, 537–550. [[CrossRef](#)]
8. Song, W.; Deng, X.Z. Land-use/land-cover change and ecosystem service provision in China. *Sci. Total Environ.* **2017**, *576*, 705–719. [[CrossRef](#)]
9. Teixeira, D.G.; Marques, S.P.; Garabini, C.T.; Cezar, R.M.; Pereira, P.A. The effects of landscape patterns on ecosystem services: Meta-analyses of landscape services. *Landsc. Ecol.* **2018**, *33*, 1247–1257.
10. Brown, L.M.; Anand, M. Plant functional traits as measures of ecosystem service provision. *Ecosphere* **2022**, *13*, e3930.
11. Delgado-Baquerizo, M.; Maestre, F.T.; Reich, P.B.; Jeffries, T.C.; Gaitan, J.J.; Encinar, D.; Berdugo, M.; Campbell, C.D.; Singh, B.K. Microbial diversity drives multifunctionality in terrestrial ecosystems. *Nat. Commun.* **2016**, *7*, 10541. [[CrossRef](#)]
12. Price, M.F.; Gratzler, G.; Duguma, L.A.; Kohler, T.; Maselli, D.; Romeo, R. *Mountain Forests in a Changing World-Realizing Values, Addressing Challenges*; Food and Agriculture Organization of the United Nations: Rome, Italy, 2011.
13. Seidl, R.; Thom, D.; Kautz, M.; Martin-Benito, D.; Peltoniemi, M.; Vacchiano, G.; Wild, J.; Ascoli, D.; Petr, M.; Honkaniemi, J.; et al. Forest disturbances under climate change. *Nat. Clim. Chang.* **2017**, *7*, 395–402. [[CrossRef](#)]
14. Chen, Y.; Liu, Y.; Yang, S.; Liu, C. Impact of Land-Use Change on Ecosystem Services in the Wuling Mountains from a Transport Development Perspective. *Int. J. Environ. Res. Public Health* **2023**, *20*, 1323. [[CrossRef](#)] [[PubMed](#)]
15. Helfenstein, I.S.; Schneider, F.D.; Schaepman, M.E.; Morsdorf, F. Assessing biodiversity from space: Impact of spatial and spectral resolution on trait-based functional diversity. *Remote Sens. Environ.* **2022**, *275*, 113024. [[CrossRef](#)]
16. Winfrey, B.K.; Hatt, B.E.; Ambrose, R.F. Biodiversity and functional diversity of Australian stormwater biofilter plant communities. *Landsc. Urban Plan.* **2018**, *170*, 112–137. [[CrossRef](#)]
17. Runting, R.K.; Bryan, B.A.; Dee, L.E.; Maseyk, F.J.F.; Mandle, L.; Hamel, P.; Wilson, K.A.; Yetka, K.; Possingham, H.P.; Rhodes, J.R. Incorporating climate change into ecosystem service assessments and decisions: A review. *Glob. Chang. Biol.* **2018**, *32*, 28–41. [[CrossRef](#)]
18. Hasan, S.S.; Zhen, L.; Miah, M.G.; Ahamed, T.; Samie, A. Impact of land use change on ecosystem services: A review. *Environ. Dev.* **2020**, *34*, 100527. [[CrossRef](#)]
19. Bünenmann, E.; Oberson, A.; Frossard, E. Phosphorus in action-Biological processes in soil phosphorus cycling. *Soil Biol.* **2011**, *26*, 371–406.
20. Liu, J.J.; Huang, G.L. A review of grassland ecosystem service and human well-being in Xilingol League and Xilinhot City. *Pratac. Sci.* **2019**, *36*, 573–593.
21. Li, Q.; Gao, Y.; Wang, H.B.; Wang, X.P.; Yang, Y.P. Changes in Water and Carbon in Farmland Ecosystems Due to the Combined Impact of Temperature Rise and Drought: A Review. *J. Irrig. Drain.* **2021**, *40*, 110–118.
22. Moreno, J.L.; Bastida, F.; Díaz-López, M.; Li, Y.; Plaza, C. Response of soil chemical properties, enzyme activities and microbial communities to biochar application and climate change in a Mediterranean agroecosystem. *Geoderma* **2022**, *407*, 115536. [[CrossRef](#)]
23. Li, C.Y.; He, M.Z.; Tang, L. Advances on phosphorus cycle and their driving mechanisms in desert ecosystems: A review. *Acta Ecol. Sin.* **2022**, *12*, 1–10.
24. Liang, M.W.; Bai, X.; Wang, Y.S.; Miao, B.L.; Bao, G.R.; Wang, H.; Liang, C.Z. The Effect of Moderate Grazing on Carbon Cycle of the Typical Steppe in Inner Mongolia. *J. Inn. Mon. Univ.* **2016**, *47*, 278–284.
25. Alonso-Sarría, F.; Martínez-Hernández, C.; Romero-Díaz, A.; Cánovas-García, F.; Gomariz-Castillo, F. Main Environmental Features Leading to Recent Land Abandonment in Murcia Region (Southeast Spain). *Land Degrad. Dev.* **2016**, *27*, 654–670. [[CrossRef](#)]
26. Ma, M.; Zhang, S.W.; Wei, B.C. Temporal and Spatial Pattern of Grassland Degradation and Its Determinants for Recent 30 Years in Xilingol. *Chin. J. Grassl.* **2017**, *39*, 86–93.
27. Anwar, M.; Yang, Y.H.; Guo, Z.D.; Fang, J.Y. Grassland Aboveground Biomass in Xinjiang. *Acta Sci. Nat. Univ. Pekin.* **2006**, *4*, 521–526.
28. Kremen, C.; Williams, N.M.; Aizen, M.A.; Gemmill-Herren, B.; LeBuhn, G.; Minckley, R.; Packer, L.; Potts, S.G.; Roulston, T.; Steffan-Dewenter, I.; et al. Pollination and other ecosystem services produced by mobile organisms: A conceptual framework for the effects of land-use change. *Ecol. Lett.* **2007**, *10*, 299–314. [[CrossRef](#)] [[PubMed](#)]

29. Lvzeng, Z.Z.; Huang, X.X.; Sun, X.N.; Wang, X.Y.; He, K.J.; Zhang, Y. Effects of disturbance on landscape pattern and meadow ecosystem services, in the Yak Park of Mt. Jade Dragon, Yunnan. *Ecol. Environ. Sci.* **2020**, *29*, 725–732.
30. Wang, X.H.; Wu, Y.; Manevski, K.; Fu, M.Q.; Yin, X.G.; Chen, F. A Framework for the Heterogeneity and Ecosystem Services of Farmland Landscapes: An Integrative Review. *Sustainability* **2021**, *13*, 12463. [[CrossRef](#)]
31. Kazemi, H.; Klug, H.; Kamkar, B. New services and roles of biodiversity in modern agroecosystems: A review. *Ecol. Indic.* **2018**, *93*, 1126–1135. [[CrossRef](#)]
32. Guo, S.S.; Wu, C.Y.; Wang, Y.H.; Qiu, G.Q.; Zhu, D.; Niu, Q.; Qin, L. Threshold effect of ecosystem services in response to climate change, human activity and landscape pattern in the upper and middle Yellow River of China. *Ecol. Indic.* **2022**, *136*, 108603. [[CrossRef](#)]
33. Martin, G.; Lasch-Born, P.; Kollas, C.; Suckow, F.; Reyer, C.P.O. Balancing trade-offs between ecosystem services in Germany's forests under climate change. *Environ. Res. Lett.* **2018**, *12*, 045012.
34. Costa, M.H.; Yanagi, S.N.M.; Souza, P.J.O.P.; Ribeiro, A.; Rocha, E.J.P. Climate change in Amazonia caused by soybean cropland expansion, as compared to caused by pastureland expansion. *Geophys. Res. Lett.* **2007**, *34*, L07706. [[CrossRef](#)]
35. Borma, L.S.; Costa, M.H.; da Rocha, H.R.; Arieira, J.; Nascimento, N.C.C.; Jaramillo-Giraldo, C.; Ambrosio, G.; Carneiro, R.G.; Venzon, M.; Neto, A.F.; et al. Beyond Carbon: The Contributions of South American Tropical Humid and Subhumid Forests to Ecosystem Services. *Rev. Geophys.* **2022**, *60*, e2021RG000766. [[CrossRef](#)]
36. Coe, M.T.; Brando, P.M.; Deegan, L.A.; Macedo, M.N.; Neill, C.; Silvério, D.V. The forests of the Amazon and Cerrado moderate regional climate and are the key to the future. *Trop. Conserv. Sci.* **2017**, *10*, 671. [[CrossRef](#)]
37. Mace, G.M.; Norris, K.; Fitter, A.H. Biodiversity and ecosystem services: A multilayered relationship. *Trends Ecol. Evol.* **2012**, *27*, 19–25. [[CrossRef](#)]
38. Ge, Y.; Chen, H.; Zhang, M.; Li, X. Area Threshold Interval of Urban Forest Patches Required to Maintain the Synergy between Biodiversity Conservation and Recreational Services: Case Study in Beijing, China. *Forests* **2022**, *13*, 1848. [[CrossRef](#)]
39. Takala, T.; Brockhaus, M.; Hujala, T.; Tanskanen, M.; Lehtinen, A.; Tikkanen, J.; Toppinen, A. Discursive barriers to voluntary biodiversity conservation: The case of Finnish forest owners. *For. Policy Econ.* **2022**, *136*, 102681. [[CrossRef](#)]
40. Perez-Verdin, G.; Monarrez-Gonzalez, J.C.; Tecle, A.; Pompa-Garcia, M. Evaluating the Multi-Functionality of Forest Ecosystems in Northern Mexico. *Forests* **2018**, *9*, 178. [[CrossRef](#)]
41. Lyashevskaya, O.; Farnsworth, K.D. How many dimensions of biodiversity do we need? *Ecol. Indic.* **2012**, *18*, 485–492. [[CrossRef](#)]
42. Steur, G.; Verburg, R.W.; Wassen, M.J.; Verweij, P.A. Shedding light on relationships between plant diversity and tropical forest ecosystem services across spatial scales and plot sizes. *Ecosyst. Serv.* **2020**, *43*, 101107. [[CrossRef](#)]
43. Wen, Z.; Zheng, H.; Smith, J.R.; Zhao, H.; Liu, L.; Ouyang, Z.Y. Functional diversity overrides community-weighted mean traits in linking land-use intensity to hydrological ecosystem services. *Sci. Total Environ.* **2019**, *682*, 583–590. [[CrossRef](#)]
44. Zheng, H.; Pan, Q.; Wen, Z.; Yang, Y.Z. Relationships between plant functional traits and ecosystem services in forests: A review. *Acta Ecol. Sin.* **2021**, *41*, 7901–7912.
45. Schuler, L.J.; Bugmann, H.; Snell, R.S. From monocultures to mixed-species forests: Is tree diversity key for providing ecosystem services at the landscape scale? *Landsc. Ecol.* **2017**, *32*, 1499–1516. [[CrossRef](#)]
46. Benneter, A.; Forrester, D.I.; Bouriaud, O.; Dormann, C.F.; Bauhus, J. Tree species diversity does not compromise stem quality in major European forest types. *For. Ecol. Manag.* **2018**, *422*, 323–337. [[CrossRef](#)]
47. Esquivel, J.; Echeverria, C.; Saldaa, A.; Fuentes, R. High functional diversity of forest ecosystems is linked to high provision of water flow regulation ecosystem service. *Ecol. Indic.* **2020**, *115*, 106433. [[CrossRef](#)]
48. Xiong, K.N.; Li, J.; Long, M.Z. Features of Soil and Water Loss and Key Issues in Demonstration Areas for Combating Karst Rocky Desertification. *Acta Geogr. Sin.* **2012**, *67*, 878–888.
49. Xiong, K.N.; Zhu, D.Y.; Peng, T.; Yu, L.F.; Xue, J.H.; Li, P. Study on Ecological industry technology and demonstration for Karst rocky desertification control of the Karst Plateau-Gorge. *Acta Ecol. Sin.* **2016**, *36*, 7109–7113.
50. Xiong, K.N.; Li, P.; Zhou, Z.F.; An, Y.L.; Lü, T.; Lan, A.J. *Remote Sensing and GIS Typical Study of Karst Rocky Desertification: Taking Guizhou Province as an Example*; Geology Press: Beijing, China, 2002.
51. Green, S.M.; Dungait, J.A.J.; Tu, C.L.; Buss, H.L.; Sanderson, N.; Hawkes, S.J.; Xing, K.; Yue, F.; Hussey, V.L.; Peng, J.; et al. Soil functions and ecosystem services research in the Chinese karst Critical Zone. *Chem. Geol.* **2019**, *527*, 119107. [[CrossRef](#)]
52. Zhang, S.H.; Xiong, K.N.; Qin, Y.; Min, X.Y.; Xiao, J. Evolution and determinants of ecosystem services: Insights from South China karst. *Ecol. Indic.* **2021**, *133*, 108437. [[CrossRef](#)]
53. Duarte, G.T.; Santos, P.M.; Cornelissen, T.G.; Ribeiro, M.C.; Paglia, A.P. Does landscape-scale conservation management enhance the provision of ecosystem services? *Int. J. Biodivers. Sci. Ecosyst. Serv. Manag.* **2014**, *10*, 71–83.
54. Hodder, K.H.; Newton, A.C.; Cantarello, E.; Perrella, L. Cost-benefit analysis of ecological networks assessed through spatial analysis of ecosystem services. *J. Appl. Ecol.* **2012**, *49*, 571–580.
55. Laughlin, D.C. Applying trait-based models to achieve functional targets for theory-driven ecological restoration. *Ecol. Lett.* **2014**, *17*, 771–784. [[CrossRef](#)]
56. Ribeiro, M.P.; de Mello, K.; Valente, R.A. Landscape structure aiming at the biodiversity conservation of urbanized landscape. *Cienc. Florest.* **2020**, *30*, 819–834. [[CrossRef](#)]
57. Mitchell, M.G.E.; Wu, D.; Johansen, K.; Maron, M.; McAlpine, C.; Rhodes, J.R. Landscape structure influences urban vegetation vertical structure. *J. Appl. Ecol.* **2016**, *53*, 1477–1488. [[CrossRef](#)]



58. Silveira, D.S.J.; Silva-Neto, C.M.; Castro Silva, T.; Nascimento, S.K.; Ribeiro, M.C.; Garcia, C.R. Landscape structure and local variables affect plant community diversity and structure in a Brazilian agricultural landscape. *Biotropica* **2022**, *54*, 239–250. [[CrossRef](#)]
59. Rahimi, E.; Barghjelveh, S.; Dong, P.L. Estimating landscape structure effects on pollination for management of agricultural landscapes. *Ecol. Process* **2021**, *10*, 59. [[CrossRef](#)]
60. Rocha-Santos, L.; Benchimol, M.; Mayfield, M.M.; Faria, D.; Pessoa, M.S.; Talora, D.C.; Mariano-Neto, E.; Cazetta, E. Functional decay in tree community within tropical fragmented landscapes: Effects of landscape-scale forest cover. *PLoS ONE* **2017**, *12*, e0175545. [[CrossRef](#)]
61. Jacquemyn, H.; Butaye, J.; Hermy, M. Impacts of restored patch density and distance from natural forests on colonization success. *Restor. Ecol.* **2003**, *11*, 417–423. [[CrossRef](#)]
62. Uroy, L.; Ernoult, A.; Mony, C. Effect of landscape connectivity on plant communities: A review of response patterns. *Landsc. Ecol.* **2019**, *34*, 203–225. [[CrossRef](#)]
63. Haddad, N.M.; Brudvig, L.A.; Clobert, J.; Davies, K.F.; Gonzalez, A.; Holt, R.D.; Lovejoy, T.E.; Sexton, J.O.; Austin, M.P.; Collins, C.D.; et al. Habitat fragmentation and its lasting impact on Earth's ecosystems. *Sci. Adv.* **2015**, *1*, e150052. [[CrossRef](#)]
64. Zhang, J.X.; Liu, D.Q.; Gong, J.; Ma, X.C.; Cao, E.J. Impact of landscape fragmentation on watershed soil conservation service—A case study on Bailongjiang Watershed of Gansu. *Resour. Sci.* **2018**, *40*, 1866–1877.
65. Zheng, B.F.; Huang, Q.Y.; Tao, L.; Xie, Z.Y.; Ai, B.; Zhu, Y.H.; Zhu, J.Q. Landscape pattern change and its impacts on the ecosystem services value in southern Jiangxi Province. *Acta Ecol. Sin.* **2021**, *41*, 5940–5949.
66. Lu, X.L.; Liu, J.L.; Ding, S.Y. Impact of agricultural landscape heterogeneity on biodiversity and ecosystem services. *Acta Ecol. Sin.* **2019**, *39*, 4602–4614.
67. Lamy, T.; Liss, K.N.; Gonzalez, A.; Bennett, E.M. Landscape structure affects the provision of multiple ecosystem services. *Environ. Res. Lett.* **2016**, *11*, 124017. [[CrossRef](#)]
68. Hui, G.Y.; Hu, Y.B. Measuring Species Spatial Isolation in Mixed Forests. *For. Res.* **2001**, *1*, 23–27.
69. Hardiman, B.S.; LaRue, E.A.; Atkins, J.W.; Fahey, R.T.; Wagner, F.W.; Gough, C.M. Spatial variation in canopy structure across forest landscapes. *Forests* **2019**, *9*, 474. [[CrossRef](#)]
70. Li, X.; Niu, J.; Zhang, L.; Xiao, Q.; McPherson, G.E.; Van Doorn, N.; Yu, X.; Xie, B.; Dymond, S.; Li, J.; et al. A study on crown interception with four dominant tree species: A direct measurement. *Hydrol. Res.* **2016**, *47*, 857–868. [[CrossRef](#)]
71. Atkins, J.W.; Fahey, R.T.; Hardiman, B.H.; Gough, C.M. Forest Canopy Structural Complexity and Light Absorption Relationships at the Subcontinental Scale. *J. Geophys. Res. Biogeosci.* **2017**, *123*, 1387–1405. [[CrossRef](#)]
72. Dietz, J.; Hölscher, D.; Leuschner, C. Rainfall partitioning in relation to forest structure in differently managed montane forest stands in Central Sulawesi, Indonesia. *For. Ecol. Manag.* **2006**, *237*, 170–178. [[CrossRef](#)]
73. Liu, Y.J.; Zhang, S.Y.; Li, J.; Zhang, X.Y.; Qiu, Q. Effect of Slope Position and Density on the Species Diversity of Understory Vegetation and Productivity of Eucalyptus Plantation. *For. Environ. Sci.* **2019**, *35*, 48–55.
74. Wang, M.Z.; Bi, H.J.; Jin, S.; Liu, J.; Liu, Y.H.; Wang, Y.; Qi, J.Q.; Hao, J.T. Effects of stand density on understory species diversity and soil physicochemical properties of a *Cupressus funebris* plantation in Yunding Mountain. *Acta Ecol. Sin.* **2019**, *39*, 981–988.
75. Wei, H.Y.; Dong, L.B.; Liu, Z.G. Spatial structure optimization simulation of main forest types in Great Xing'an Mountains, Northeast China. *J. Appl. Ecol.* **2019**, *30*, 3824–3832.
76. Xiang, B.W.; Zeng, S.Q.; Gan, S.S.; Long, S.S.; Liu, X. Spatial structure optimization of *Quercus* in Hunan. *J. Cent. South Univ. For. Technol.* **2019**, *39*, 33–40.
77. Zhang, X.; Johnston, E.R.; Barberán, A.; Ren, Y.; Lü, X.; Han, X. Decreased plant productivity resulting from plant group removal experiment constrains soil microbial functional diversity. *Glob. Chang. Biol.* **2017**, *23*, 4318–4332. [[CrossRef](#)] [[PubMed](#)]
78. Lange, M.; Eisenhauer, N.; Sierra, C.A.; Bessler, H.; Engels, C.; Griffiths, R.I.; Mellado-Vázquez, P.G.; Malik, A.A.; Roy, J.; Scheu, S.; et al. Plant diversity increases soil microbial activity and soil carbon storage. *Nat. Commun.* **2015**, *6*, 6707. [[CrossRef](#)] [[PubMed](#)]
79. Fornara, D.A.; Tilman, D. Plant functional composition influences rates of soil carbon and nitrogen accumulation. *J. Ecol.* **2008**, *96*, 314–322. [[CrossRef](#)]
80. van Ruijven, J.; Berendse, F. Diversity-productivity relationships: Initial effects, long-term patterns, and underlying mechanisms. *Proc. Natl. Acad. Sci. USA* **2005**, *102*, 695–700. [[CrossRef](#)]
81. Isbell, F.; Adler, P.R.; Eisenhauer, N.; Fornara, D.; Kimmel, K.; Kremen, C.; Letourneau, D.K.; Liebman, M.; Polley, H.W.; Quijas, S.; et al. Benefits of increasing plant diversity in sustainable agroecosystems. *J. Ecol.* **2017**, *105*, 871–879. [[CrossRef](#)]
82. Maestre, F.T.; Quero, J.L.; Gotelli, N.J.; Escudero, A.; Ochoa, V. Plant species richness and ecosystem multifunctionality in global drylands. *Science* **2012**, *335*, 214–218. [[CrossRef](#)]
83. Lin, X.G.; Hu, J.L. Scientific connotation and ecological service function of soil microbial diversity. *Acta Pedol. Sin.* **2008**, *5*, 892–900.
84. Waring, B.G. Exploring relationships between enzyme activities and leaf litter decomposition in a wet tropical forest. *Soil Biol. Biochem.* **2013**, *64*, 89–95. [[CrossRef](#)]
85. Bardgett, R.D.; van der Putten, W.H. Belowground biodiversity and ecosystem functioning. *Nature* **2014**, *515*, 505–511. [[CrossRef](#)] [[PubMed](#)]
86. Vitorino, L.C.; Bessa, L.A. Microbial Diversity: The Gap between the Estimated and the Known. *Diversity* **2018**, *10*, 46. [[CrossRef](#)]

87. Li, M.; Chen, L.D.; Yang, X.R.; Zhao, F.K.; Sun, L.; Xu, S.L.; Yang, L. Community Characteristic and Functional Variability of Soil Microbes in Urban-rural Complex Ecosystem. *Acta Pedol. Sin.* **2021**, *58*, 1368–1380.
88. van der, H.M.; Ba Rdgett, R.D.; Straalen, N. The unseen majority: Soil microbes as drivers of plant diversity and productivity in terrestrial ecosystems. *Ecol. Lett.* **2008**, *11*, 296–310. [[CrossRef](#)]
89. Hou, J.H.; Ma, K.P. On mechanisms of species coexistence in plant communities. *Chin. J. Plant Ecol.* **2002**, *26*, 1–8.
90. Lusk, C.H.; Smith, B. Life history difference and species coexistence in an old growth New Zealand rain forest. *Ecology* **1998**, *79*, 795–806. [[CrossRef](#)]
91. Feng, S.Y.; Zhao, W.W.; Han, Y. Biodiversity conservation in a changing environment—Review of the fourth One Planet Summit. *Acta Ecol. Sin.* **2022**, *42*, 2050–2058.
92. Sanderson, M.A.; Skinner, R.H.; Barker, D.J.; Edwards, G.R.; Tracy, B.F.; Wedin, D.A. Plant Species Diversity and Management of Temperate Forage and Grazing Land Ecosystems. *Crop. Sci.* **2004**, *44*, 1132–1144. [[CrossRef](#)]
93. Gamfeldt, L.; Hillebrand, H.; Jonsson, P.R. Multiple functions increase the importance of biodiversity for overall ecosystem functioning. *Ecology* **2008**, *89*, 1223–1231. [[CrossRef](#)]
94. Xu, W.; Ma, Z.Y.; Jing, X.; He, J.S. Biodiversity and ecosystem multifunctionality: Advances and perspectives. *Biodivers. Sci.* **2016**, *24*, 55–71. [[CrossRef](#)]
95. Naeem, S.; Thompson, L.J.; Lawler, S.P.; Lawton, J.H.; Woodfin, R.M. Declining biodiversity can alter the performance of ecosystems. *Nature* **1994**, *368*, 734–737. [[CrossRef](#)]
96. Bagousse-Pinguet, Y.L.; Soliveres, S.; Gross, N.; Torices, R.; Berdugo, M.; Maestre, F.T. Phylogenetic, functional, and taxonomic richness have both positive and negative effects on ecosystem multifunctionality. *Proc. Natl. Acad. Sci. USA* **2019**, *116*, 8419–8424. [[CrossRef](#)] [[PubMed](#)]
97. Huang, X.B.; Lang, X.D.; Li, S.F.; Liu, W.D.; Su, J.R. Indicator selection and driving factors of ecosystem multifunctionality: Research status and perspectives. *Biodivers. Sci.* **2021**, *29*, 1673–1686. [[CrossRef](#)]
98. Díaz, S.; Marcelo, C. Vive la différence: Plant functional diversity matters to ecosystem processes. *Trends Ecol. Evol.* **2001**, *16*, 646–655. [[CrossRef](#)]
99. Zirbel, C.R.; Grman, E.; Bassett, T.; Brudvig, L.A. Landscape context explains ecosystem multifunctionality in restored grasslands better than plant diversity. *Ecology* **2019**, *100*, e02634. [[CrossRef](#)]
100. Steudel, B.; Hallmann, C.; Lorenz, M.; Abrahamczyk, S.; Prinz, K.; Herrfurth, C.; Feussner, I.; Martini, J.W.R.; Kessler, M. Contrasting biodiversity-ecosystem functioning relationships in phylogenetic and functional diversity. *New Phytol.* **2016**, *212*, 409–420. [[CrossRef](#)]
101. Zhang, Y.; Cheng, J.; Su, J.S.; Cheng, J.M. Diversity-productivity relationship of plant communities in typical grassland during the longterm grazing exclusion succession. *Chin. J. Plant Ecol.* **2022**, *46*, 176–187. [[CrossRef](#)]
102. Xiao, Y.; Xie, G.D.; An, K.; Lu, C.X. A research framework of ecosystem services based on functional traits. *Chin. J. Plant Ecol.* **2012**, *36*, 353–362. [[CrossRef](#)]
103. Shipley, B. Comparative plant ecology as a tool for integrating across scales. *Ann. Bot.* **2007**, *99*, 965–966. [[CrossRef](#)]
104. Garcia-Palacios, P.; Gattinger, A.; Bracht-Jorgensen, H.; Brussaard, L.; Carvalho, F.; Castro, H.; Clément, J.C.; De Deyn, G.; d’Hertefeldt, T.; Foulquier, A.; et al. Crop traits drive soil carbon sequestration under organic farming. *J. Appl. Ecol.* **2018**, *55*, 2496–2505. [[CrossRef](#)]
105. Hanisch, M.; Schweiger, O.; Cord, A.; Volk, M.; Knapp, S. Plant functional traits shape multiple ecosystem services, their trade-offs and synergies in grasslands. *J. Appl. Ecol.* **2020**, *57*, 1535–1550. [[CrossRef](#)]
106. Dennis, P.G.; Miller, A.J.; Hirsch, P.R. Are root exudates more important than other sources of rhizodeposits in structuring rhizosphere bacterial communities? *FEMS Microbiol. Ecol.* **2010**, *72*, 313–327. [[CrossRef](#)] [[PubMed](#)]
107. Chaparro, J.M.; Badri, D.V.; Bakker, M.G.; Sugiyama, A.; Manter, D.K.; Vivanco, J.M. Root exudation of phytochemicals in *Arabidopsis* follows specific patterns that are developmentally programmed and correlate with soil microbial functions. *PLoS ONE* **2013**, *8*, e55731. [[CrossRef](#)]
108. Mitchell, C.E. Trophic control of grassland production and biomass by pathogens. *Ecol. Lett.* **2010**, *6*, 147–155. [[CrossRef](#)]
109. Lin, F.R.; Gu, D.X.; Huang, Y.Q.; He, C.X.; Wei, Q.S. Research advances in hydraulic redistribution of plant roots. *Chin. J. Ecol.* **2021**, *40*, 2978–2986.
110. Richards, J.H.; Caldwell, M.M. Hydraulic lift: Substantial nocturnal water transport between soil layers by *Artemisia tridentata* roots. *Oecologia* **1987**, *73*, 486–489. [[CrossRef](#)] [[PubMed](#)]
111. Wang, J.; Zhao, W.W.; Liu, Y.; Jia, L.Z. Effects of plant functional traits on soil conservation: A review. *Acta Ecol. Sin.* **2019**, *39*, 3355–3364.
112. Zhang, K.; Huang, K.D.; Zhao, X.J.; She, J.W.; Zheng, X.; Tang, L.Z. Effects of Pruning on Microclimate and Understory Vegetation in A Poplar Plantation. *Ecol. Environ.* **2019**, *28*, 1548–1556.
113. Chen, L.; Xiong, K.N.; Tang, X.P. A Review of Forest-Grass Intercropping System. *World For. Res.* **2019**, *32*, 25–30.
114. Cao, X.Y.; Li, J.P.; Feng, Y.; Hu, Y.J.; Zhang, C.C.; Fang, X.N.; Deng, C. Analysis and Evaluation of the Stand Spatial Structure of *Cunninghamia lanceolata* Ecological Forest. *Sci. Silvae Sin.* **2015**, *51*, 37–48.
115. Yao, J.B.; Zeng, P.S.; Yuan, X.P.; Wu, J.G.; Chu, X.L.; Zhou, Z.C. Impacts of Thinning Intensities on Growth and Stand Structure of *Schima superba*-Sprouting *Cunninghamia lanceolata* Mixed Plantation. *For. Res.* **2017**, *30*, 511–517.

116. Kong, L.W.; Yu, Y.H.; Xiong, K.N.; Wei, C.S.; Zhang, S.H. Leaf functional traits of *Zanthoxylum planispinum* var. *dintanensis* and their response to management measures. *J. For. Environ.* **2022**, *42*, 364–373.
117. Yu, Y.H.; Zhong, X.P.; Zheng, W.; Chen, Z.X.; Wang, J.X. Species diversity, functional traits, stoichiometry and correlation of plant community in different succession stages of karst forest. *Acta Ecol. Sin.* **2021**, *41*, 2408–2417.
118. Smith, T.M.; Woodward, F.I.; Shugart, H.H. *Plant Function Types*; Cambridge University Press: Cambridge, UK, 1996.
119. Woodward, F.I.; Cramer, W. Plant functional types and climatic change: Introduction. *J. Veg. Sci.* **1996**, *7*, 306–308. [[CrossRef](#)]
120. Zang, R.G.; Zhang, Z.D. Plant functional groups and their dynamics in tropical forests: A review. *Acta Ecol. Sin.* **2010**, *30*, 3289–3296.
121. Jiang, S.L.; Xiong, K.N.; Xiao, J. Structure and Stability of Agroforestry Ecosystems: Insights into the Improvement of Service Supply Capacity of Agroforestry Ecosystems under the Karst Rocky Desertification Control. *Forests* **2022**, *13*, 878. [[CrossRef](#)]
122. Xiong, K.N.; Chi, Y.K. The Problems in Southern China Karst Ecosystem in Southern of China and Its Countermeasures. *Ecol. Econ.* **2015**, *31*, 23–30.
123. Huang, Y.F.; Shu, Y.G.; Xiao, S.Y.; Chen, M.J. Quantification of soil nutrient levels and enzyme activities in different grassland and categories in karst mountains. *Acta Prataculturae Sin.* **2020**, *29*, 93–104.
124. Baker, T.R.; Swaine, M.D.; Burslem, D.F. Variation in tropical forest growth rates: Combined effects of functional group composition and resource availability. *Perspect. Plant Ecol.* **2003**, *6*, 21–36. [[CrossRef](#)]
125. Tilman, D.; Reich, P.B.; Knops, J.; Wedin, D.; Mielke, T.; Lehman, C. Diversity and productivity in a long-term grassland experiment. *Science* **2001**, *294*, 843–845. [[CrossRef](#)]
126. Hooper, D.U.; Adair, E.C.; Cardinale, B.J.; Byrnes, J.; Hungate, B.A.; Matulich, K.L.; Gonzalez, A.; Duffy, J.E.; Gamfeldt, L.; O'Connor, M.I. A global synthesis reveals biodiversity loss as a major driver of ecosystem change. *Nature* **2012**, *486*, 105–108. [[CrossRef](#)] [[PubMed](#)]
127. Bai, Y.; Wu, J.; Clark, C.M.; Naeem, S.; Pan, Q.; Huang, J.; Zhang, L.; Han, X. Tradeoffs and thresholds in the effects of nitrogen addition on biodiversity and ecosystem functioning: Evidence from Inner Mongolia grasslands. *Global Chang. Biol.* **2010**, *16*, 358–372. [[CrossRef](#)]
128. de Deyn, G.B.; van der, P.W.H. Linking aboveground and belowground diversity. *Trends Ecol. Evol.* **2005**, *20*, 625–633. [[CrossRef](#)] [[PubMed](#)]
129. Zhu, H. The karst ecosystem of southern China and its biodiversity. *Trop. For.* **2007**, *35*, 44–47.
130. Yuan, C.J.; Xiong, K.N.; Rong, L.; Weng, Y.F. Research Progress on the Biodiversity during the Ecological Restoration of Karst Rocky Desertification. *Earth Environ.* **2021**, *49*, 336–345.
131. Liu, F.; Wang, S.J.; Liu, Y.S.; He, T.B.; Luo, H.B.; Long, J. Changes of soil quality in the process of karst rocky desertification and evaluation of impact on ecological environment. *Acta Ecol. Sin.* **2005**, *3*, 639–644.
132. Hylander, K.; Greiser, C.; Christiansen, D.M.; Irena, A.; Koelemeijer, I.A. Climate adaptation of biodiversity conservation in managed forest landscapes. *Conserv. Biol.* **2021**, *36*, e13847. [[CrossRef](#)]
133. Lindenmayer, D.B. Integrating forest biodiversity conservation and restoration ecology principles to recover natural forest ecosystems. *New For.* **2018**, *50*, 169–181. [[CrossRef](#)]
134. Wang, K.L.; Zhang, C.H.; Chen, H.S.; Yue, Y.M.; Zhang, W.; Zhang, M.Y.; Qi, X.K.; Fu, Z.Y. Karst landscapes of China: Patterns, ecosystem processes and services. *Landsc. Ecol.* **2019**, *34*, 2743–2763. [[CrossRef](#)]
135. Su, C.; Dong, M.; Fu, B.; Liu, G. Scale effects of sediment retention, water yield, and net primary production: A case study of the Chinese Loess Plateau. *Land Degrad. Dev.* **2020**, *31*, 1408–1421. [[CrossRef](#)]
136. Zhang, C.; Li, Z.J.; Zeng, H. Scale effects on ecosystem service trade-off and its influencing factors based on wavelet transform: A case study in the Pearl River Delta, China. *Geogr. Res.* **2022**, *41*, 1279–1297.
137. Lu, Y.; Hua, C.; Zhou, X. A Study of Landscape Patterns in the Karst Mountainous Area Using RS and GIS. *Mt. Res.* **2002**, *6*, 727–731.
138. Wang, Y.Y.; Zhou, Z.F.; Wei, X.D. Rocky Desertification Landscape Pattern on Spatio-temporal Evolution of Land Use the Response. *Mt. Res.* **2013**, *31*, 307–313.
139. Han, W.Q.; Chang, Y.; Hu, Y.M.; Li, X.Z.; Bu, R.C. Research advance in landscape pattern optimization. *Chin. J. Ecol.* **2005**, *12*, 1487–1492.
140. Wu, X.Q.; Cai, Y.L.; Meng, J.J. Impacts of Land Use on Soil Erosion in Karst Mountainous Area —A Case Study in Shibaniao Catchment in Guanling county, Guizhou Province. *Res. Soil Water Conserv.* **2005**, *4*, 46–48+77.
141. Wang, H.; Gao, J.B.; Hou, W.J. Quantitative attribution analysis of soil erosion in different morphological types of geomorphology in karst areas: Based on the geographical detector method. *Acta Geogr. Sin.* **2018**, *73*, 1674–1686.
142. Lemessa, D.; Hamback, P.A.; Hylander, K. The effect of local and landscape level land-use composition on predatory arthropods in a tropical agricultural landscape. *Landsc. Ecol.* **2015**, *30*, 167–180. [[CrossRef](#)]
143. Hu, T.H.; Li, K.P.; Xiong, K.N.; Wang, J.; Yang, S.; Wang, Z.F.; Gao, A.; Yu, X. Research Progress on Water–Fertilizer Coupling and Crop Quality Improvement and Its Implication for the Karst Rock Desertification Control. *Agronomy* **2022**, *12*, 903. [[CrossRef](#)]
144. Lautenbach, S.; Jungandreas, A.; Blanke, J.; Lehsten, V.; Mühlner, S.; Kühn, I.; Volk, M. Trade-offs between plant species richness and carbon storage in the context of afforestation—Examples from afforestation scenarios in the Mulde Basin, Germany. *Ecol. Indic.* **2017**, *73*, 139–155. [[CrossRef](#)]

145. Chen, M.Y.; Liu, S.H.; Yu, L.H.; Feng, J.Z.; Yu, P.X.; Gao, B.J. Response of Ecosystem Service Value to Ecosystem Structure Change in Fuping Basin of the Daqinghe River. *J. Nat. Resour.* **2018**, *33*, 1376–1389.
146. Zhang, Y.R.; Meng, J.J.; Zhou, T. Dynamic analysis of landscape structure and function in Erdos during 1988–2000. *J. Arid. Land. Resour. Environ.* **2009**, *23*, 49–55.
147. Li, H.D.; Wu, X.W.; Xiao, Z.S. Assembly, ecosystem functions, and stability in species interaction networks. *Chin. J. Plant Ecol.* **2021**, *45*, 1049–1063. [[CrossRef](#)]
148. Chen, J.H.; Gong, G.T.; Zhu, Z.F.; Mu, C.L. Landscape structure and ecological function of protection forests in Guansi river watershed. *Ecol. Environ.* **2010**, *19*, 712–717.
149. Wang, J.M.; Liu, J.; Chen, X.M.; Wen, Q.Z.; Duan, Z.Y.; Lai, X.H. Comparison of Community Structures and Species Diversity in Natural Forests and Forest Plantation of *Pinus yunnanensis*. *For. Res.* **2010**, *23*, 515–522.
150. Mc Gill, B.J.; Enquist, B.J.; Weiher, E.; Westoby, M. Rebuilding community ecology from functional traits. *Trend Ecol. Evolut.* **2006**, *21*, 178–185. [[CrossRef](#)]
151. Hertzog, L.R.; Boonyarittichai, R.; Dekeukeleire, D.; de Groot, S.R.E.; van Schroyen, L.I.; Sercu, B.K.; Smith, H.K.; de la Peña, E.; Vandegheuchte, M.L.; Bonte, D.; et al. Forest fragmentation modulates effects of tree species richness and composition on ecosystem multifunctionality. *Ecology* **2019**, *100*, e02653. [[CrossRef](#)]
152. Sylvanus, M.; Kolawolé, V.S.; Achille, A.; Romain, G.K.; Brice, S.; Seifert, T. Functional trait diversity is a stronger predictor of multifunctionality than dominance: Evidence from an Afrotropical forest in South Africa. *Ecol. Indic.* **2020**, *115*, 106415.
153. Yan, Y.Z.; Zhang, Q.; Alexander, B.; Liu, Q.F.; Niu, J.M. Plant functional  $\beta$  diversity is an important mediator of effects of aridity on soil multifunctionality. *Sci. Total Environ.* **2020**, *726*, 138529. [[CrossRef](#)]
154. Yuan, Z.Q.; Arshad, A.; Paloma, R.B.; Tommaso, J.; Akira, S.M.; Wang, S.P.; Zhang, X.K.; Li, H.; Hao, Z.Q.; Wang, X.G.; et al. Above and below-ground biodiversity jointly regulate temperate forest multifunctionality along a local-scale environmental gradient. *J. Ecol.* **2020**, *108*, 2012–2024. [[CrossRef](#)]
155. Wang, K.; Wang, C.; Feng, X.M.; Wu, X.; Fu, B.J. Research progress on the relationship between biodiversity and ecosystem multifunctionality. *Acta Ecol. Sin.* **2022**, *42*, 11–23.
156. Chillo, V.; Vázquez, D.P.; Amoroso, M.M.; Bennett, E.M. Land-use intensity indirectly affects ecosystem services mainly through plant functional identity in a temperate forest. *Funct. Ecol.* **2018**, *32*, 1390–1399. [[CrossRef](#)]
157. Mori, A.S. Biodiversity and ecosystem services in forests: Management and restoration founded on ecological theory. *J. Appl. Ecol.* **2017**, *54*, 7–11. [[CrossRef](#)]
158. Zhang, B.; Shi, Y.T.; Wang, S. A Review on the Driving Mechanisms of Ecosystem Services Change. *J. Resour. Ecol.* **2022**, *13*, 68–79.
159. Karimi, J.D.; Corstanje, R.; Harris, J.A. Understanding the importance of landscape configuration on ecosystem service bundles at a high resolution in urban landscapes in the UK. *Landsc. Ecol.* **2021**, *36*, 2007–2024. [[CrossRef](#)]

**Disclaimer/Publisher’s Note:** The statements, opinions and data contained in all publications are solely those of the individual author(s) and contributor(s) and not of MDPI and/or the editor(s). MDPI and/or the editor(s) disclaim responsibility for any injury to people or property resulting from any ideas, methods, instructions or products referred to in the content.