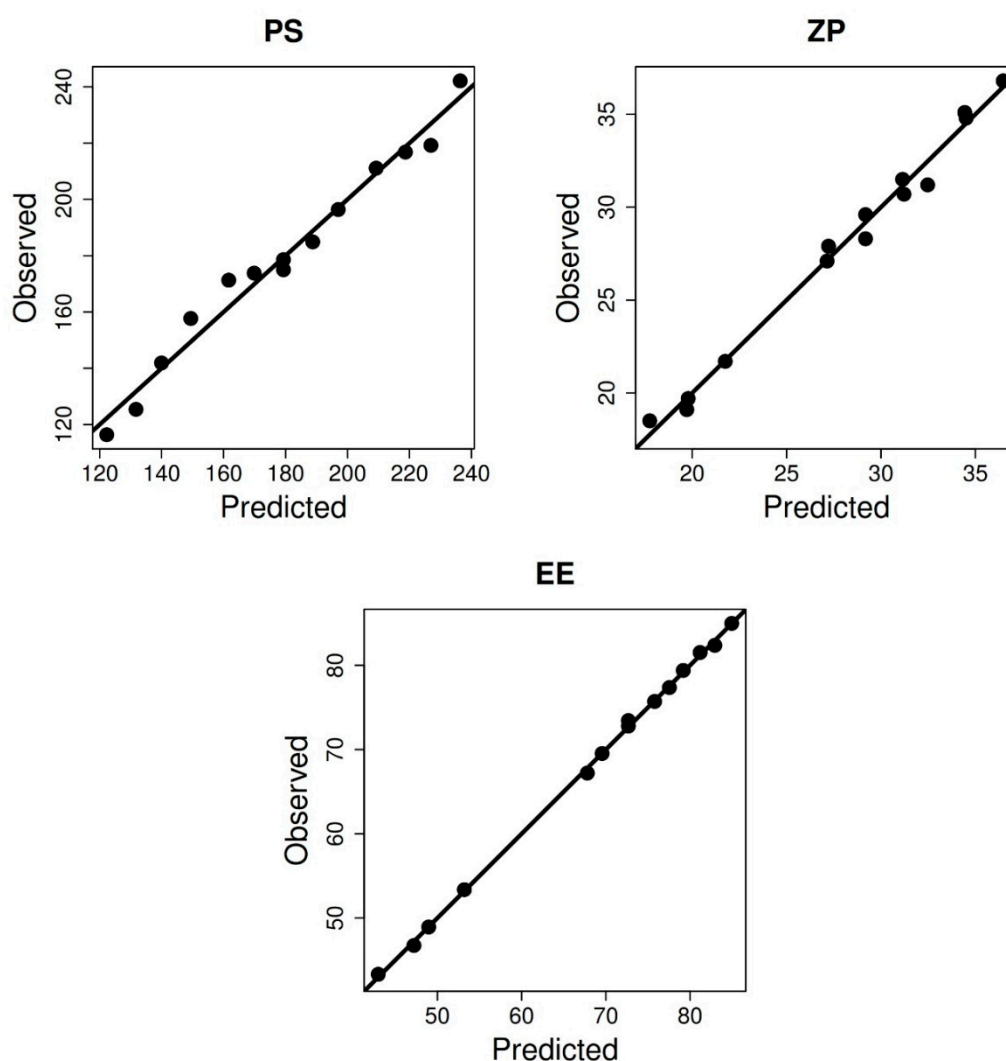
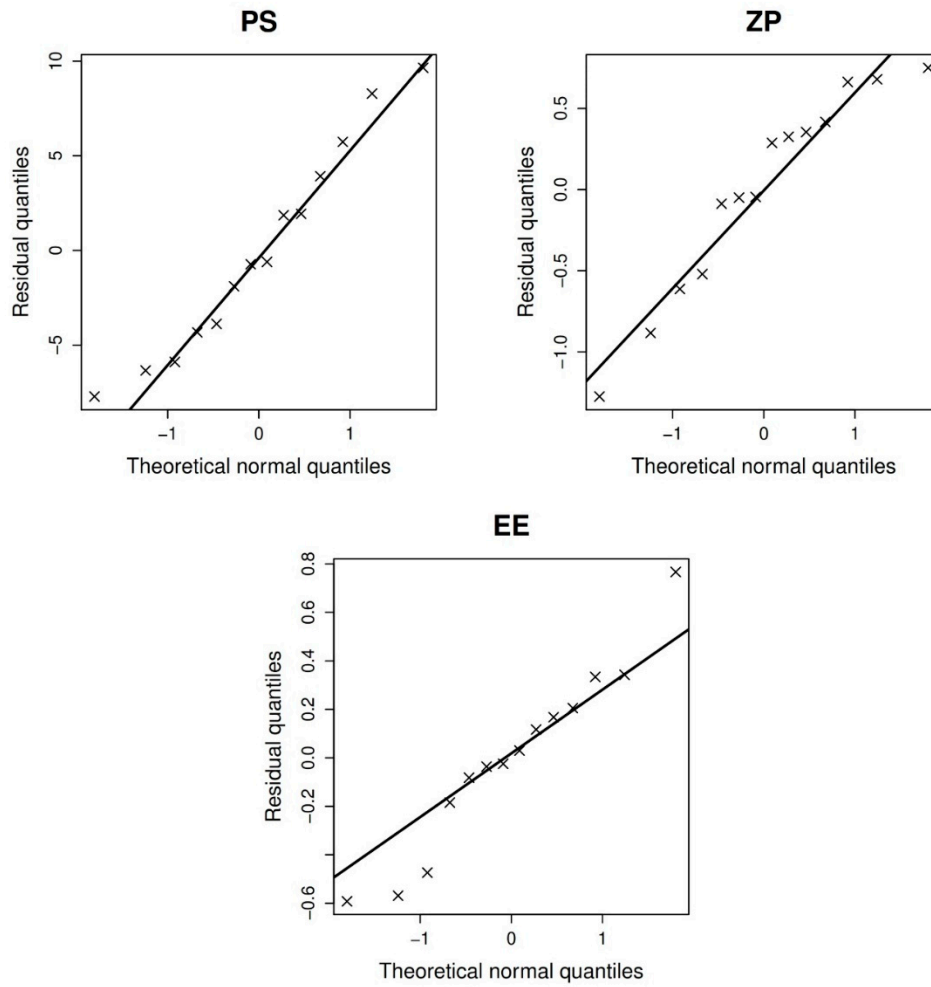


# Supplementary Materials: Berberine Encapsulated Lecithin–Chitosan Nanoparticles as Innovative Wound Healing Agent in Type II Diabetes

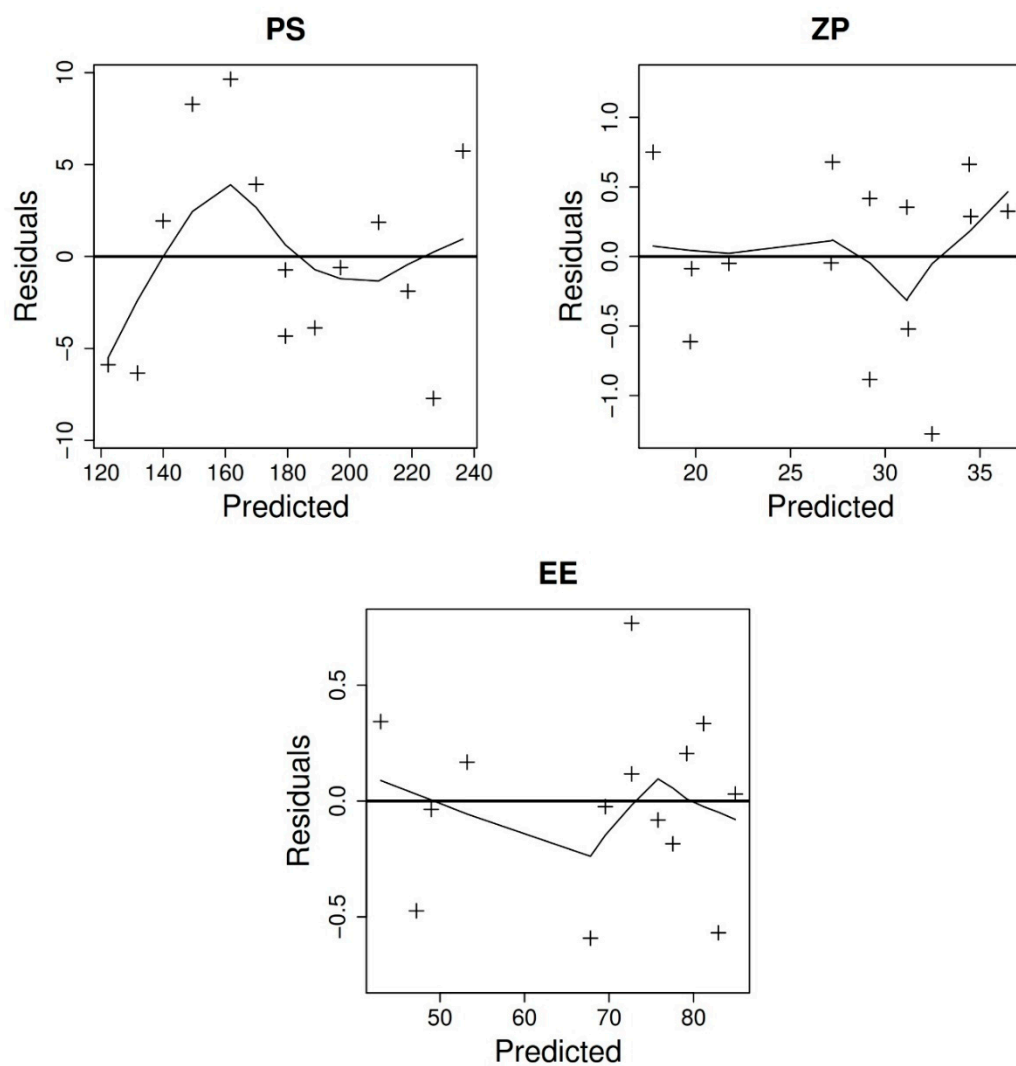
Dibya Sundar Panda, Hussein M. Eid, Mohammed H. Elkomy, Ahmed Khames, Randa M. Hassan, Fatma I. Abo El-Ela and Heba A. Yassin



**Figure S1.** Plot of observed versus model predicted responses.



**Figure S2.** Normal quantile-quantile plots of residual errors.



**Figure S3.** Plot of residual error versus model predicted responses.

**Table S1.** Analysis of variance (ANOVA) of the final models for measured responses.

Parameters	SS	DF	MS	F	<i>p</i> -value	Parameters	SS	DF	MS	F	<i>p</i> -value
<b>PS</b>						<b>ZP</b>					
<b>Model</b>	16727.44	3	5575.81	137.16	< 0.0001	<b>Model</b>	0.7118	4	0.1779	259.58	< 0.0001
X <sub>1</sub>	135.30	1	135.30	3.33	0.0912	X <sub>1</sub>	0.0407	1	0.0407	59.39	< 0.0001
X <sub>2</sub>	15120.61	1	15120.61	371.96	< 0.0001	X <sub>2</sub>	0.6207	1	0.6207	905.47	< 0.0001
X <sub>3</sub>	1471.53	1	1471.53	36.20	< 0.0001	X <sub>3</sub>	0.0001	1	0.0001	0.1206	0.7344
<b>Residual</b>	528.47	13	40.65			X <sub>2</sub> <sup>2</sup>	0.0503	1	0.0503	73.35	< 0.0001
Lack of Fit	444.75	9	49.42	2.36	0.2118	<b>Residual</b>	0.0082	12	0.0007		
Pure Error	83.72	4	20.93			Lack of Fit	0.0043	8	0.0005	0.5478	0.7827
<b>Cor Total</b>	17255.90	16				Pure Error	0.0039	4	0.0010		
						<b>Cor Total</b>	0.7200	16			
Parameters	SS	DF	MS	F	<i>p</i> -value						
<b>EE</b>											
<b>Model</b>	2683.58	5	536.72	699.43	< 0.0001						
X <sub>1</sub>	6.14	1	6.14	8.00	0.0164						
X <sub>2</sub>	127.68	1	127.68	166.39	< 0.0001						
X <sub>3</sub>	2308.26	1	2308.26	3008.03	< 0.0001						
X <sub>2</sub> X <sub>3</sub>	5.00	1	5.00	6.51	0.0269						
X <sub>3</sub> <sup>2</sup>	236.50	1	236.50	308.20	< 0.0001						
<b>Residual</b>	8.44	11	0.7674								
Lack of Fit	1.11	7	0.1590	0.0868	0.9966						
Pure Error	7.33	4	1.83								
<b>Cor Total</b>	2692.02	16									