

Polyphenols characterization and antioxidant activity of grape seeds and skins from Sicily: A Preliminary Study

Vita Di Stefano ^{*1}, Carla Buzzanca ^{*1}, Maria Grazia Melilli ², Serena Indelicato ¹, Manuela Mauro ¹, Mirella Vazzana ¹, Vincenzo Arizza ¹, Massimo Lucarini ³, Alessandra Durazzo ³ and David Bongiorno ¹.

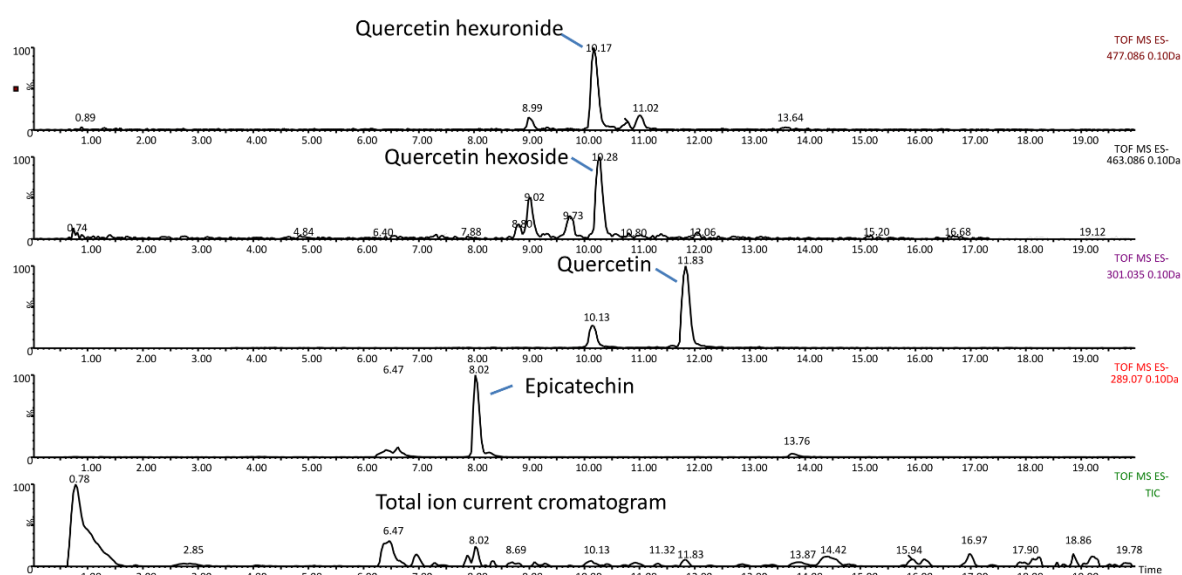
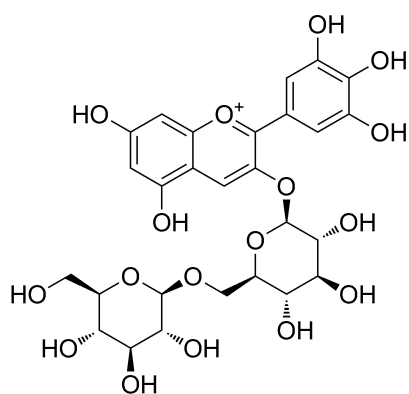
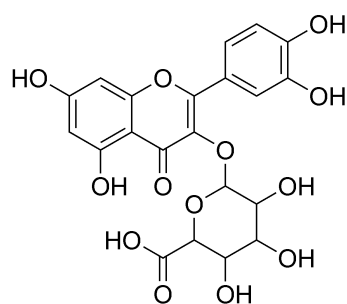


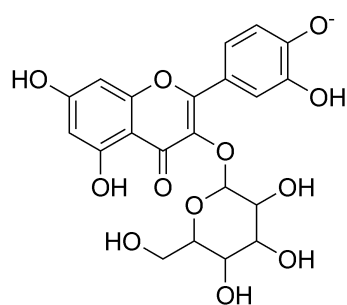
Figure S1. HPLC/MS chromatogram of the whole TIC and of the major compounds as selected ions chromatograms, obtained from grape seeds extracts.



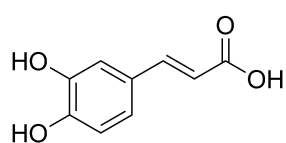
Delphinidin-3-glucoside



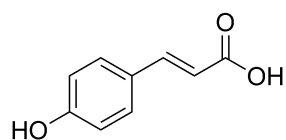
Quercetin 3-O-hexuronide



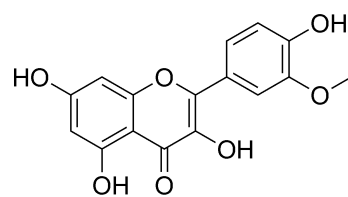
Quercetin 3-O-hexoside



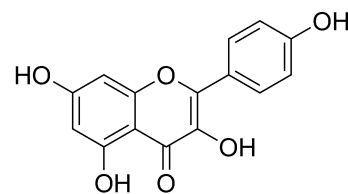
Caffeic acid



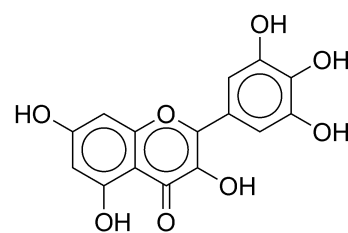
p-Coumaric Acid



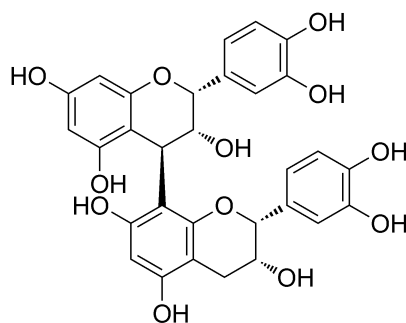
Isorhamnetin



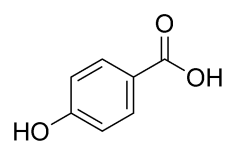
Kaempferol



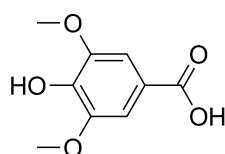
Epicatechin



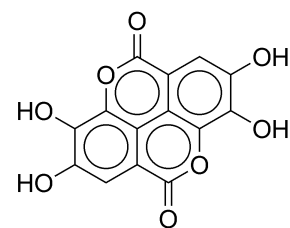
Procyanidin dimer



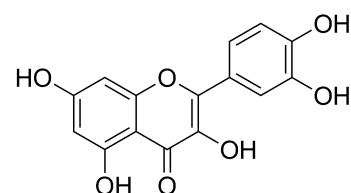
p-Hydroxybenzoic acid



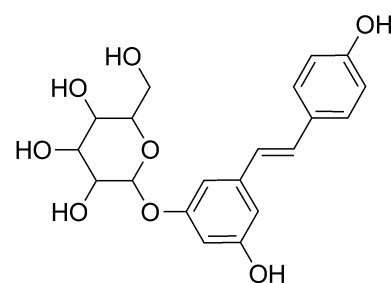
Syringic acid



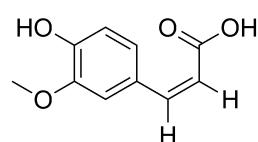
Ellagic acid



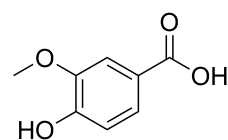
Quercetin



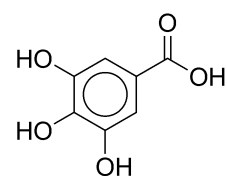
Resveratrol hexoside



Ferulic acid



Vanillic acid



Gallic acid

Scheme S1. structure of the detected phenolic compounds.