


Article

Short-Term Effects of Air Pollution on Mortality in the Urban Area of Thessaloniki, Greece

Daphne Parliari ¹, Christos Giannaros ², Sofia Papadogiannaki ¹ and Dimitrios Melas ^{1,*}

¹ Laboratory of Atmospheric Physics, Department of Physics, Aristotle University of Thessaloniki, 54124 Thessaloniki, Greece; dparliar@auth.gr (D.P.); spapadog@physics.auth.gr (S.P.)

² Department of Physics, National and Kapodistrian University of Athens, 15784 Athens, Greece; cgiannaros@phys.uoa.gr

* Correspondence: melas@auth.gr

Abstract: This study examines the effects of short-term exposure to PM₁₀ and O₃ on all-cause, cardiorespiratory, and cerebrovascular mortality in the urban area of Thessaloniki, Greece. An analysis was performed on the vulnerable subgroup (the elderly population). The primary effect estimates employed were the relative risks for every 10 µg/m³ increase in air pollutant concentrations. Strong associations between PM₁₀ and O₃ levels on mortality were reported, with the elderly people becoming frailer. An increase of 10 µg/m³ in PM₁₀ concentration resulted in a 2.3% (95% CI: 0.8–3.8) and 2% (95% CI: 0.1–4.5) increase in total and cardiorespiratory mortality, respectively. O₃ concentrations showed even stronger associations for all-cause (3.9%, 95% CI: 2.5–5.3) and cardiorespiratory deaths (5.3%, 95% CI: 3.1–7.7) with 10 µg/m³ increases; no statistically significant associations were found for cerebrovascular causes, while both pollutants presented stronger impacts on health between day 0 and 3. Concerning the elderly, the total mortality rose by 3.2% (95% CI: 1.5–5) due to PM₁₀ concentrations and by 4.4% (95% CI: 2.9–6) due to O₃ concentrations. In total, 242 (170) all-cause deaths were annually attributed to the PM₁₀ (O₃) level in Thessaloniki. In the efforts towards achieving a sustainable environment for humanity, health benefits resulting from two air pollution abatement scenarios (a 20% reduction in PM₁₀ levels and full compliance to the European Union PM₁₀ limits) were quantified. The analysis led to a respective decrease in total excess mortality by 0.4% and 1.8%, respectively. This outcome stresses the necessity of appropriate civil protection actions and provides valuable scientific knowledge to national and regional administrations in order to develop proper health and air quality plans.

Keywords: air pollution; PM₁₀; ozone; cardiorespiratory mortality; cerebrovascular mortality; elderly; Thessaloniki; Greece



Citation: Parliari, D.; Giannaros, C.; Papadogiannaki, S.; Melas, D. Short-Term Effects of Air Pollution on Mortality in the Urban Area of Thessaloniki, Greece. *Sustainability* **2023**, *15*, 5305. <https://doi.org/10.3390/su15065305>

Academic Editor: Elena Cristina Rada

Received: 22 February 2023
Revised: 14 March 2023
Accepted: 15 March 2023
Published: 16 March 2023



Copyright: © 2023 by the authors. Licensee MDPI, Basel, Switzerland. This article is an open access article distributed under the terms and conditions of the Creative Commons Attribution (CC BY) license (<https://creativecommons.org/licenses/by/4.0/>).

1. Introduction

In recent years, poor air quality, both ambient and indoor, has become a pressing issue, with more frequent and intense episodes of high pollution levels being prevalent in cities across the globe. Currently, it is considered the biggest environmental risk to human health and the second-greatest environmental concern among Europeans, second only to climate change [1].

According to the WHO [2], 3 million deaths were solely attributable to outdoor air pollution globally in 2012, an estimation which Fuller et al. [3] has raised to 4.5 million, particularly for ambient particulate matter (4.14 million) and ambient ozone (0.37 million). This not only impacts mortality but morbidity as well. The most compelling evidence regarding the health consequences of air pollution relates to cardiovascular and respiratory ailments; nevertheless, studies exploring other health impacts are also increasing [4,5]. Older adults are more susceptible to the negative health impacts of air pollution due to their decreased ability to adapt to stressors on their physiological, metabolic, and compensatory processes, as well as their higher likelihood of having cardiovascular and

respiratory diseases [6,7]. Elderly mortality has been found to be particularly affected by PM₁₀ and O₃, with higher excess risks than other age groups [8–11].

PM₁₀ and O₃ are considered to represent a major part of the problem [12]. Ozone exposure has significantly increased worldwide, leading to a 46% increase in ozone-attributable mortality from 2000 to 2019 [13]. PM₁₀ and O₃ are linked to a rise in all-cause, cardiovascular, and respiratory mortalities [11,14–18]. The WHO has also emphasized PM_{2.5} [19] as they are found to be associated with the premature mortality of several age groups [15,20,21]. In 2020, approximately 238,000 premature deaths in the European population were caused by exposure to PM₁₀ concentrations above the WHO's 2021 guideline level of 45 µgr/m³ [22]. Additionally, the European Environment Agency attributed 16,800 premature deaths to acute ozone exposure in 2019 [23]. Despite EU and national policies, the pollutant levels in many areas exceed the recommended guidelines (European Council Directive 2008/50/EC), and although significant improvements are evident, the impacts of serious air pollution in Europe still persist. Approximately 11% and 12% of the EU urban population is exposed to PM₁₀ and O₃ concentrations above EU standards, a percentage that rises to 71% and 95%, respectively, when taking into account the WHO guidelines of 2021 [24].

Threshold violations take place at several locations throughout Europe [25]. However, the problem appears to be more pronounced in Southern and Eastern Europe [26], especially with respect to the PM and ozone concentrations in Greece, Spain, and Italy [27–29]. These areas are characterized as climate change hotspots; thus, the collective impacts of climate change and air pollution variables should be taken into consideration [30] under the specific topographical and meteorological conditions of each region [31]. With respect to the latter air pollutant, the ground-level ozone concentrations in Southern Mediterranean countries are often alarmingly high and are comparable to the highest levels of places that are located in the most contaminated parts of Central Europe [32].

When focusing on Greece, the country has been found to be in violation of the three most commonly exceeded EU air quality standards for PM₁₀, O₃, and NO₂, according to [33]. Using 2019 data, it was estimated that 75 deaths per 100,000 population in Greece could be attributed to air pollution, where the deaths were primarily caused by ischemic heart disease, stroke, and respiratory infections [4]; this corresponds to 1,101 attributable DALYS (Disability-adjusted life years) per 100,000 citizens [34], or 104,000 YLLs (Years of life lost) for the entire Greek population [35]. As expected, the two largest cities of the country suffer the most from the acute air quality problems because of the dense population and build-up of air pollutants caused by the topography and adverse meteorological conditions, e.g., the urban heat island effect [36]. The EU air quality standards are significantly surpassed by the PM₁₀ concentrations observed in Athens and Thessaloniki [37], and the YLLs are primarily affected by PM₁₀ exposure as well as O₃ to a lesser extent [38].

Thessaloniki in particular is one of the most polluted cities in Europe, especially with respect to the PM level [39] but also with respect to the O₃, VOCs, and noise pollution levels [40]. O₃ limit values are mostly exceeded during the summer months, while winter is the most favorable season for PM₁₀ violations [32]. Nevertheless, Thessaloniki's major air quality problem consists of PM₁₀ concentration levels. As a result, in December 2020, the European Commission decided to take legal action against Greece by referring the country to the European Court of Justice for the substandard PM₁₀ air quality of Thessaloniki [41].

To address the issue, effective and enduring air pollution mitigation plans must be identified and put into action [42,43]. Such measures and policies to combat particulate air pollution were tested in a recent study [44], which resulted in a more than 20% reduction in the PM₁₀ concentrations in Thessaloniki, Greece. Moreover, it is necessary to assess the health benefits of the abatement measures by quantifying the impact of air pollution on human health.

However, majority of the literature focuses almost entirely on Athens (e.g., [38,45,46]); only recently has a study by [47] discovered that brief exposure to PM_{2.5} and PM₁₀ in Thessaloniki is connected to an amplified risk of all-cause and cardiovascular mortality.

In addition to the above, there is a significant lack of studies specifically examining the suitability of mitigation measures in terms of health benefits for the area of Thessaloniki.

In this study, we utilized advanced statistical tools to investigate the associations between short-term exposure to PM₁₀ and O₃ and daily all-cause (natural, non-accidental), cardiorespiratory, and cerebrovascular mortality from 2006 to 2016 in the urban area of Thessaloniki. We also examined the effect of air pollution on the elderly (all-causes, 65+ years) as it is crucial to understand the specified response of frail subgroups to environmental stressors.

Most importantly, to assist air quality planning, we estimated for the first time the impact of the modification of PM₁₀ levels on Thessaloniki's population mortality under two air pollution abatement scenarios: (1) full compliance to EU levels, thus eliminating the exceedances of PM₁₀ daily values; and (2) a 20% horizontal reduction in the PM₁₀ concentration in order to assist air quality planning. These scenarios were based on the most cost-efficient measures identified by the recent study of [44] to combat PM₁₀ pollution in the urban area of Thessaloniki.

Thus, the main goal of the current work was to present evidence on the air pollution–mortality relationship in the Thessaloniki urban area, accounting for the cause-specific deaths, lag structure, elderly mortality, and potential mitigation measures that can be of utmost importance for environmental stakeholders and local policy makers.

2. Materials and Methods

2.1. Study Area

This research centered on the urban area of Thessaloniki (Figure 1), which includes seven municipalities (Thessaloniki, Kordelio-Evosmos, Pavlos Melas, Kalamaria, Neapoli-Sikies, Ampelokipoi-Menemeni, Pylaia). Thessaloniki, the second largest city in Greece and an important economic and industrial center in the Balkans, is situated in the northern part of the country and has a population of about 1,000,000, representing 20% of the country's industrial activity [32]. The city is located on the northeastern coast of the Thermaikos Gulf and is close to Hortiatis mountain (1200 m) on the eastern side. The western side is characterized by a large flat area, which houses the industrial zone of Sindos. The city's location to the south means that it is greatly affected by the nearby sea, which contributes to its Mediterranean climate [48]. Vehicular traffic, residential heating [44], biomass burning [49], and industrial emissions [32] are the main origins of air pollutants in Thessaloniki [50], resulting in the deteriorated air quality in the area, especially during years of economic crisis [51]. Dust storms originating from North Africa also significantly contribute to particle pollution in the area [47,52,53].

2.2. Air Quality and Mortality Data

The hourly values of PM₁₀ and O₃ concentrations ($\mu\text{g}/\text{m}^3$) for the period of 2006–2016 were acquired by 5 air quality monitoring stations that cover the urban area of Thessaloniki and are operated by the Ministry of the Environment and Energy. The highest PM₁₀ value and maximum 8-hour moving average for O₃ over each station were used in the present study, which represented the daily concentrations for the datasets.

The Hellenic Statistical Authority (ELSTAT) provided the daily mortality data, consisting of age and cause of death, for all municipalities in the urban region of Thessaloniki (2006–2016); the causes of death were categorized into all-cause (natural, non-accidental), cardiorespiratory, and cerebrovascular according to the ICD-10. Emphasis was placed on studying the overall mortality rate among the elderly, specifically for deaths that occurred among individuals aged 65 years and older.

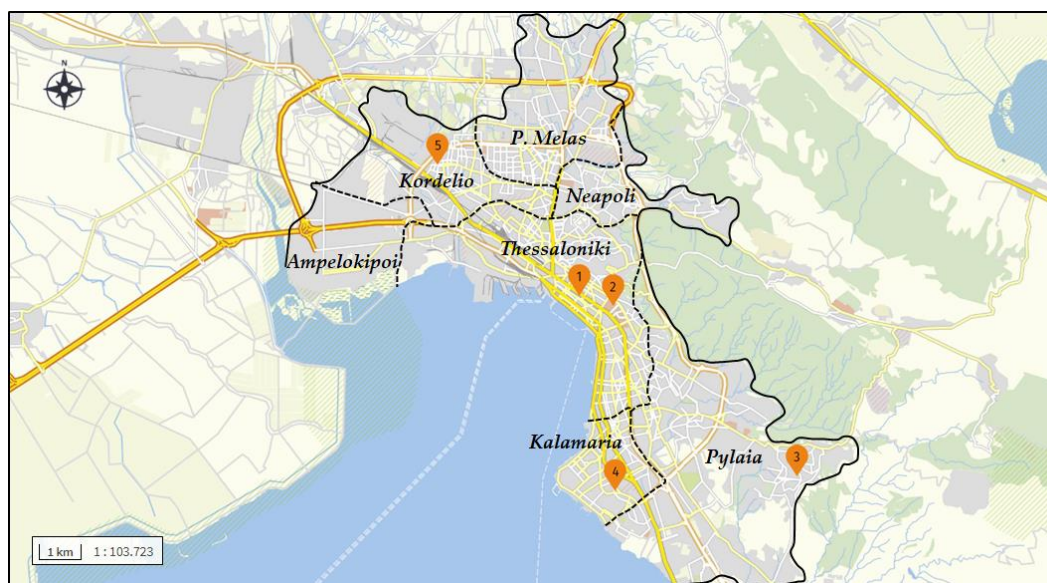


Figure 1. The study area with the locations of air quality stations (1: Agias Sofias, 40.63° N 22.94° E; 2: AUTH, 40.63° N 22.95° E; 3: Panorama, 40.58° N 23.03° E; 4: Kalamaria, 40.57° N 22.96° E; 5: Kordelio, 40.67° N 22.89° E). Dotted lines represent municipalities.

2.3. Data Analysis

We applied a DLNM to our data in order to show the impact of air pollution on mortality with delay in time, in accordance to previous studies [18,54,55]. DLNMs are a powerful modeling tool that are capable of simultaneously capturing both non-linear exposure–response dependencies and delayed effects. Unlike conventional distributed lag models, which struggle with non-linear relationships, the DLNM methodology utilizes a ‘cross-basis’, a two-dimensional function space that depicts the connection between predictor variables and the lag dimension of their occurrence. This approach offers a comprehensive portrayal of the exposure–response relationship’s time course, making it possible to estimate the overall effect with precision, even in the presence of delayed contributions. In order to describe the air pollution–mortality associations in the present study, we applied generalized non-linear models with a quasi-Poisson family based on the quasi Akaike information criterion. The DLNM package [56] in R programming language (R version 4.1.1; R Foundation for Statistical Computing) was used to implement the family of applied models.

There are differences in the literature regarding the lag structure used to best describe the association between air pollution and mortality; in some cases, short lags of 0–1 days [21,57–61] or up to 3 days [15] are deemed to be the most appropriate, while in other studies, a week is chosen [62–64]. There are also examples in the literature suggesting that the adverse response to pollution persists for more than a month [65–67]. To this end, we investigated the correlation between short-term exposure to PM_{10} and O_3 and specific causes of death at various lags in order to decide the effect estimates for the present analysis.

In order to investigate the efficiency of mitigation measures in terms of health benefits, we not only applied the DLNM analysis for the original PM_{10} dataset, but also for 2 mitigation scenarios:

- (1) Complete compliance with the EU limits (daily PM_{10} value < 50 $\mu\text{gr}/\text{m}^3$),
- (2) 20% reduction in the PM_{10} concentration.

Table 1 shows the percentage of days in which the daily EU limits were exceeded during the range of 2006–2016. The EU air quality guidelines were surpassed on 1894 (47%) days of the 4018-day study period for PM_{10} (>50 $\mu\text{gr}/\text{m}^3$) and on 1124 (28%) days for O_3

(>120 $\mu\text{g}/\text{m}^3$). Under the 20% PM_{10} reduction scenario, only 27% of days surpassed EU limits, resulting in 1119 exceedances.

Table 1. Mean annual values of pollutants ($\mu\text{g}/\text{m}^3$) during the study period and during PM_{10} reduction scenario 2. Numbers in parentheses denote the percentage of annual violations of the EU daily limits.

Year	O ₃ Mean Annual Value (%—Days Over 120 $\mu\text{g}/\text{m}^3$)	PM ₁₀ Mean Annual Value (%—Days Over 50 $\mu\text{g}/\text{m}^3$)	PM ₁₀ 20% Reduction Scenario (%—Days Over 50 $\mu\text{g}/\text{m}^3$)
2006	85.8 (6.5%)	58.9 (53%)	47.1 (34%)
2007	95.3 (18%)	70.5 (79%)	56.4 (53%)
2008	118.7 (48%)	66.9 (76%)	53.5 (51%)
2009	112.7 (45%)	56.1 (57%)	44.9 (28%)
2010	99.1 (26%)	51.2 (39%)	41 (20%)
2011	114 (50%)	56.8 (45%)	45.5 (25%)
2012	115.2 (47%)	52.6 (43%)	42 (24%)
2013	101 (30%)	48.7 (35%)	39 (21%)
2014	82.2 (2.5%)	46.6 (30%)	37.3 (14%)
2015	99.5 (25%)	49.7 (33%)	39.8 (17%)
2016	92.3 (9%)	47 (31%)	37.6 (15%)

3. Results

3.1. Mortality Data Analysis

During the study period, we analyzed 73,990 natural deaths that occurred from all causes, 28,945 from cardiorespiratory diseases, and 10,007 from cerebrovascular causes. The number of deaths among the elderly population amounted to 62,482. The descriptive statistics of the pollution and daily mortality for the reference period are provided in Table 2.

Table 2. Statistics of the daily mortality (number of deaths, top) and pollution ($\mu\text{g}/\text{m}^3$, bottom).

Daily Mortality					
		Mean	St. dev.		
All-cause		18.4	4.7		
Cardiorespiratory		7.2	2.9		
Cerebrovascular		2.5	1.6		
Elderly		15.5	4.4		
PM ₁₀					
Median	Mean	Min	25th perc.	75th perc.	Max
49	55	11.6	38	65	256.6
O ₃					
Median	Mean	Min	25th perc.	75th perc.	Max
99	101	14	76	123	232

The data on deaths show that cardiorespiratory mortality accounts for over 40% of all natural deaths, making it a crucial group to examine in terms of susceptibility; the authors of [68] have reported that stroke and ischemic heart disease are the primary causes of mortality in Greece, which supports the claim. Elderly mortality reflects 84% of all-cause mortality for all ages, as Greece has one of the highest percentages of individuals aged over 65 years in Europe [69]. The daily mean and median pollutant concentrations are generally higher in Thessaloniki than those reported in other metropolitan areas [15,70] and resemble the values of large cities with important air quality issues [62,63,71]. Similar values of mean daily mortality and summary statistics of PM_{10} in Thessaloniki are also verified in [72].

3.2. Lag Effect Analysis

Table 3 displays the correlation between short-term exposure to PM₁₀ and O₃ and specific causes of death at various lags. The lag structure here yields a prolonged effect of PM₁₀ and O₃ on all mortalities from the current day to day 6 in Thessaloniki. As a result, the relative risk per 10 µg/m³ increase in PM₁₀ and O₃ concentrations over lag 0–6 is used hereinafter as the effect estimates.

Table 3. Associations between cause-specific mortality and short-term exposure to PM₁₀ and O₃ at various time intervals (0–1, 1–6, and 0–6 days). Results are presented as a percentage increase of risk (RR%) and as 95% confidence intervals (95% CI) per 10 µg/m³.

PM ₁₀			
Mortality	RR%, Lag 0–1	RR%, Lag 1–6	RR%, Lag 0–6
All-cause	2.2 (0.6–3.3)	0.8 (−1.9–3.2)	2.3 (0.8–3.8)
Cardiorespiratory	1.9 (0.5–3.6)	0.7 (−2–3.5)	2 (0.1–4.5)
Cerebrovascular	1.5 (−1.8–5.2)	1.1 (−1.9–4.9)	1.8 (−2–6.1)
Elderly	2.7 (1–3.5)	1.5 (−0.4–2.9)	3.2 (1.5–5)
O ₃			
Mortality	RR%, Lag 0–1	RR%, Lag 1–6	RR%, Lag 0–6
All-cause	1.9 (0.9–3)	2.7 (0.2–5.3)	3.9 (2.5–5.3)
Cardiorespiratory	2.8 (1.06–4.5)	3.5 (−0.54–4)	5.3 (3.1–7.7)
Cerebrovascular	−0.7 (−3.5–2.23)	2.8 (−4–9.9)	3 (−7–11)
Elderly	2.2 (1.55–3.4)	3 (0–5.86)	4.4 (2.9–6)

The estimated associations between the PM₁₀, O₃, and mortality in Thessaloniki are illustrated in Figure 2. The diagrams show the relationship among the air pollutants concentrations, excess risk, and lag values as a three-dimensional surface. The associations of PM₁₀, all-cause, and cardiorespiratory mortalities are non-linear. An immediate increase in deaths is evident for exposures to high levels of pollutants at lag days 0–2; however, for cardiorespiratory causes, a secondary maximum is present at lag 6. Concerning O₃, a lag of up to 3 days depicts a large increase in excess risk, which results in higher values of cardiorespiratory deaths. At days 5–6, a smaller increase is evident for both causes of death, indicating a prolonged impact.

The dose–response relationships for the natural and cardiorespiratory mortalities for PM₁₀ and O₃ (not shown here) were found to be linear, as noted in previous studies [46,47,73].

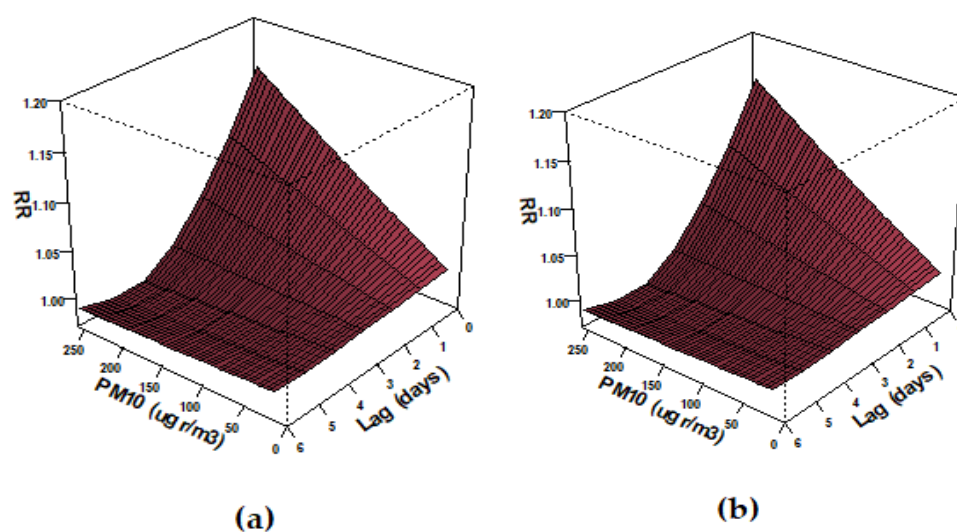


Figure 2. Cont.

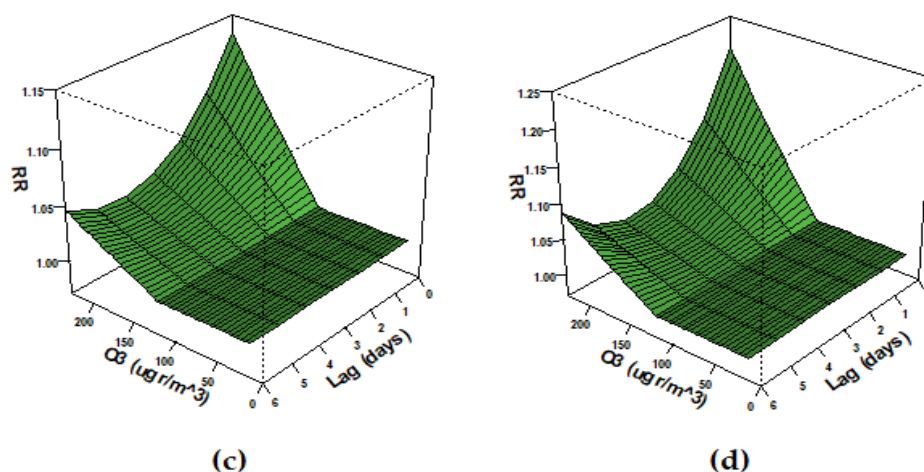


Figure 2. Overall effect of PM₁₀ on all-cause mortality (a) and cardiorespiratory mortality (b); overall effect of O₃ on all-cause mortality (c) and cardiorespiratory mortality (d) for Thessaloniki in the years 2006–2016.

3.3. Total Effect Analysis

We present the evidence of the positive association of natural all-cause and cardiorespiratory deaths with PM₁₀ and O₃ in Table 3.

A 10 unit increase in PM₁₀ is associated with a 2.3% (95% CI: 0.8–3.8) increase in natural all-cause mortality and a 2% (95% CI: 0.1–4.5) increase in cardiorespiratory mortality; O₃ causes a 3.9% (95% CI: 2.5–5.3) increase in all-cause mortality and a 5.4% (95% CI: 3.1–7.7) increase in cardiorespiratory mortality. Neither of the two air pollutants are associated with cerebrovascular outcomes, as confirmed in similar studies [62,70].

Due to the significant differentiation of the lag selection, there is no uniformed way to compare our results with other studies. PM₁₀ levels are generally associated with increases of 0.8–4.3% in all-cause mortality, 0.12–6.6% in cardiovascular mortality, and 0.47–4.2% in respiratory mortality, respectively [21,57–61,65,66,74]; the RR estimations in the present study are found to be within the range demonstrated above. Thessaloniki is underrepresented in similar publications; ref. [47] linked exposure to PM₁₀ to a 1.75% increase in cardiovascular deaths (lag 0–6) but found no link to respiratory mortality.

Many studies [15,16,46,60,62,63,75] have reported positive associations between O₃ and increases in all-cause (0.33–2%), cardiovascular (0.45–2.5%), and respiratory mortalities (0.6–2.8%), and correlations are evident in the present analysis. In particular, ref. [62] indicated higher impacts of O₃ on respiratory and cardiac mortality than on all-cause mortality, which is also confirmed by our results. However, the excess risks estimated here are higher compared with those obtained in other studies.

It is worth noticing, however, that the estimates from single-city studies tend to be higher compared with pooled multi-city results as the model specification utilized in the studies focused on individual cities could result in an overestimation of the outcome [59,76].

When comparing the effect of O₃ and PM₁₀ on different causes of mortality, we document more severe impacts from the former than the latter. This consistent behavior is evident in similar studies covering various areas worldwide and various time spans, e.g., South Africa (2006–2015) [75], Russia (2003–2005) [77], and China [78].

Susceptible population subgroups are often separately considered in order to account for the specified behavior of these groups to environmental stressors. In the present work, we developed a dedicated DLNM model for assessing the impact of PM₁₀ and O₃ on the elderly.

Elderly mortality is affected by both PM₁₀ and ozone; a 3.2% RR increase (95% CI: 1.5–5) per 10 unit increase of PM₁₀ and a 4.4% raise (95% CI: 2.9–6) per 10 unit increase of O₃ are evident. Similar results are verified in [11,15,62,77]. The air pollution in Thessaloniki

has been found to demonstrate a more intense impact on elderly mortality than on the all-cause mortality for all ages, as found in [77].

Additionally, 5% of elderly deaths are attributed to PM₁₀ and 2.6% are attributed to O₃ (a total of 4750 deaths out of 62,482). This corresponds to 284 and 146 annual deaths due to PM₁₀ and O₃, respectively, for people aged 65 years and older.

Table 4 presents the attributable mortality and attributable fraction of mortality based on the PM₁₀–mortality and O₃–mortality relationships. We estimate that 3.6% of total mortalities and 3.2% of cardiorespiratory causes were attributed to PM₁₀, while the respective percentages for O₃ are 2.3% and 3%. These estimates correspond to 242 annual premature all-cause mortalities from PM₁₀ and 170 from O₃, respectively. On an annual basis, 82 cardiorespiratory deaths are related to elevated PM₁₀ levels, and another 80 cardiorespiratory deaths are related to O₃ levels. Overall, in Thessaloniki, 412 deaths are recorded annually due to PM₁₀ and O₃ pollution, out of which 162 are attributed to cardiorespiratory causes.

Table 4. Attributable mortality (AM, number of deaths) and attributable mortality fraction (AF, %) for different causes of mortality.

Mortality	PM ₁₀			O ₃		
	AM	AF	Average Annual Deaths	AM	AF	Average Annual Deaths
All-cause	2664	3.6	242	1865	2.3	170
Cardiorespiratory	914	3.2	82	876	3	80
Elderly	3146	5	284	1604	2.6	146

Our results are similar to previous studies, where the attributable fraction of natural mortality fluctuated between 1.35% and 6% and cardiovascular mortality fluctuated between 1.63% and 6.89% due to PM₁₀ pollution [71,74]. Ref. [60] reported that 1.96% of cardiovascular mortality is attributed to O₃ and 6.6% to PM₁₀, while [79] found that 3.2% of cardiovascular and 6.2% of respiratory mortality is attributed to O₃. According to [80], 2% of cardiovascular mortality, 5.6% of respiratory, and 1.5% of total mortality is attributed to O₃ levels.

3.4. Suitability of Studied Scenarios in Terms of Health Benefits

We present an examination of the suitability of two mitigation measures in terms of their health benefits for the urban area of Thessaloniki. The first case study (scenario 1) corresponds to a full abidance to EU limits concerning daily PM₁₀ values (<50 µgr/m³), whereas the second case study (scenario 2) horizontally reduces PM₁₀ concentrations by 20%, a case that is more realistically applicable as shown in [44].

Table 5 displays the RR, AF, and AM for scenarios 1 and 2, respectively. Reducing PM₁₀ concentrations by 20% would result in 2368 deaths and a 3.2% AF value with respect to total mortality. Full compliance with EU environmental legislation leads to a 1.8% attributable all-cause mortality, which corresponds to 710 deaths. When comparing the scenarios, the RR increases from 1.7% (scenario 1) to 2.1% (scenario 2). It is obvious that radical measures positively affect human health to a larger degree than moderate ones.

Table 5. RR (%), AM (number of deaths), and AF (%) of total mortality for different PM₁₀ scenarios.

Scenarios	RR	AM	AF
1—Full EU compliance	1.7	710	1.8
2—20% reduction	2.1	2368	3.2

When comparing the results of Tables 3 and 4, the mortality burden decreases when mitigation measures are implemented. The AF is reduced by 0.4% and 1.8% compared with the original PM₁₀ dataset for the 20% reduction and full compliance scenarios, respectively.

Thessaloniki would count 27 less deaths on an annual basis if the PM₁₀ concentration were reduced by 20% and 177 less annual deaths if under full EU compliance.

Thus, even with the more moderate abatement scenario, the health impact of PM₁₀ concentration on the local population could be significantly lower.

4. Discussion

In the international literature, the interaction between human health and air quality is well-defined [81] with respect to morbidity and mortality [82]. The adverse impact of deteriorated air quality has also raised international concern with respect to the natural environment [30] and economy [83]. Cities in the Mediterranean area are frequently experiencing elevated levels of air pollution [29] under the additional pressure of the climate crisis. Thessaloniki, Greece, is particularly impaired with respect to the air pollution, especially due to PM₁₀ and O₃ levels [28,39]. Although some recent studies have quantified the impact of temperature on mortality [84,85], there is insufficient evidence concerning air quality, thus pointing a gap in relevant knowledge.

The present study aimed to address this vacancy by presenting an evaluation of the short-term changes in daily mortality counts as associated with the concentrations of daily air pollutants from 2006 to 2016 in the urban area of Thessaloniki. We analyzed the associations between the daily maximum values of PM₁₀ and O₃ levels and cause-specific mortality, and we investigated this effect on the susceptible elderly subgroup with the use of DLNMs. To quantify the mortality burden, we used relative risk changes for every 10 µg/m³ increase in air pollution concentrations as the primary effect estimates [86,87]. After conducting a specific analysis using a lag structure, which has great heterogeneity among literature, we determined the most suitable lag for this work to be defined at days 0–6, similar to other studies [62,64].

Based on our results, a 10 unit increase (µg/m³) in PM₁₀ concentration is associated with a 2.3% (95% CI: 0.8–3.8) increase in natural all-cause mortality and 2% (95% CI: 0.1–4.5) increase in cardiorespiratory mortality. O₃ causes increases of 3.9% (95% CI: 2.5–5.3) in all-cause mortality and increases of 5.4% (95% CI: 3.1–7.7) in cardiorespiratory mortality. Meanwhile, neither of the two air pollutants is associated with cerebrovascular outcomes. Considering the assigned attributable fraction of mortality for the various investigated causes, it is noted that overall, 3.6% of total mortalities are attributable to PM₁₀ and 2.3% are attributable to O₃. PM₁₀ levels are responsible for 3.2% of cardiorespiratory mortality (3% for O₃). These estimations correspond to 242 annual premature all-cause casualties due to PM₁₀ and 170 due to O₃.

The direct comparison of our findings with similar studies in this field is particularly challenging due to the differentiation of the lag selection and underrepresentation of the specific area. Nevertheless, both RR estimates and attributable mortalities are in agreement with comparable research [15,61,62,66,74]. It is worth noting that [47] linked exposure to PM₁₀ to a 1.75% increase in cardiovascular deaths (lag 0–6) but found no link to respiratory mortality in the Thessaloniki area.

Elderly mortality is also affected by the 10 unit increase in the air pollutants to an even larger degree than the mortality accounting for all ages, which was also confirmed in [77]. We report that excess risks increase by 4.4% and 3.2% due to O₃ and PM₁₀, respectively, while 284 annual deaths are attributed to PM₁₀ and 146 are attributed to O₃, corresponding to a 5% and 2.6% attributable mortality, respectively. Studies on elderly people, such as [11,15], report similar results.

The need to abide by EU environmental legislation is crucial for reducing the negative impact of air pollutants on public health [44]; thus, high-resolution, location-specific information on the association of human morbidity and mortality to environmental stressors is of utter importance. Appropriate mitigation actions should be taken to decrease the population's exposure to pollutants and to further explore how location-specific factors contribute to this vulnerability. An innovative aspect of this work is the quantification of the health benefits as a result of two PM₁₀ abatement scenarios, which was conducted for the first

time in the study's urban area. The first case study (scenario 1—full abidance to EU limits, $50 \mu\text{gr}/\text{m}^3$) yields 177 less annual deaths, and the second case study (scenario 2—horizontal reduction by 20%) results in 27 less casualties compared with the baseline.

The above findings of the present study clearly indicate that local residents are at risk from the current levels of PM_{10} and ozone. O_3 is found to have a more severe impact than PM_{10} , and the elderly are particularly frail to poor air quality in the area. If the two proposed mitigation measures were implemented, the attributed mortality fraction would decrease by 0.4% and 1.8%, respectively.

It should be noted that this study is limited by the fact that no confounding effects (e.g., temperature and humidity) were considered during the modeling process.

Future work should be conducted to include more air pollutants such as $\text{PM}_{2.5}$ and to further study the synergy between thermal stress and air pollution on health so as to draw decisive conclusions. Examining the impact of climate change and projected air quality conditions on mortality patterns could be a crucial next step.

5. Conclusions

While there is considerable literature on the impact of air pollution on human health, the case of Thessaloniki, Greece, is considerably under-studied, despite it being a city with significantly deteriorated air quality. By exploring the link between short-term exposure to air pollutants and cause-specific mortality, the current study offers proof of a positive association between daily mortality from natural and cardiorespiratory causes and exposure to PM_{10} and O_3 . However, no connections were identified between these pollutants and cerebrovascular mortality. The study indicates that the elderly population is particularly vulnerable to the effects of PM_{10} and O_3 . To further contribute to policy-making-associated knowledge for a sustainable environment for humans, the study quantified the health benefits that resulted from two air pollution abatement scenarios and found a significant reduction in total excess mortality. The respective results demonstrate significant decreases in air quality-related mortality, highlighting the importance of appropriate civil protection actions based on scientific expertise tailored to local populations for the development of proper health and air quality plans.

Author Contributions: Conceptualization, D.P. and C.G.; data curation, D.P.; methodology, D.P. and C.G.; project administration, D.M.; software, D.P.; supervision, D.M.; visualization, D.P.; writing—original draft, D.P.; writing—review and editing, D.P., C.G., S.P. and D.M. All authors have read and agreed to the published version of the manuscript.

Funding: This research was co-financed by Greece and the European Union (European Social Fund-ESF) through the Operational Programme «Human Resources Development, Education and Lifelong Learning» in the context of the Act “Enhancing Human Resources Research Potential by undertaking a Doctoral Research” Sub-action 2: «IKY Scholarship Programme for PhD candidates in the Greek Universities»; the research was also financed by the LIFE Programme of the European Union in the framework of the project LIFE21-GIE-EL-LIFE-SIRIUS/101074365.

Institutional Review Board Statement: Not applicable.

Informed Consent Statement: Not applicable.

Data Availability Statement: Mortality data provided by ELSTAT are confidential. R scripts can be accorded to any interested parties upon request to authors.

Acknowledgments: The authors would like to acknowledge the Hellenic Statistical Service (EL-STAT) for providing the mortality data. Christos Giannaros acknowledges the support provided by the Hellenic Foundation for Research and Innovation (H.F.R.I.) under the “3d Call for H.F.R.I. Research Projects to support Post-Doctoral Researchers” (Project acronym: HEAT-ALARM; Project Number: 06885).

Conflicts of Interest: The authors declare no conflict of interest.

Abbreviations

AF	Attributable fraction
AM	Attributable mortality
DLNM	Distributed lag non-linear model
ICD-10	International Classification of Diseases, 10th Revision
O3	Ozone
PM10	Particulate matter with aerodynamic diameter less than or equal to 10 μm
RR	Relative risk

References

- European Environmental Agency. *Air Quality in Europe—2020 Report*; European Environmental Agency: Copenhagen, Denmark, 2020.
- WHO. *Ambient Air Pollution: A Global Assessment of Exposure and Burden of Disease*; WHO: Geneva, Switzerland, 2016.
- Fuller, R.; Landrigan, P.J.; Balakrishnan, K.; Bathan, G.; Bose-O'Reilly, S.; Brauer, M.; Caravanos, J.; Chiles, T.; Cohen, A.; Corra, L.; et al. Pollution and health: A progress update. *Lancet Planet. Health* **2022**, *6*, e535–e547. [[CrossRef](#)]
- WHO Regional Office for Europe. *The European Health Report 2021*; WHO Regional Office for Europe: Copenhagen, Denmark, 2022.
- World Health Organization. Rapid Communication on Forthcoming Changes to the Programmatic Management of Tuberculosis Preventive Treatment. Available online: <http://apps.who.int/bookorders> (accessed on 21 March 2020).
- Geller, A.M.; Zenick, H. Aging and the Environment: A Research Framework. *Environ. Health Perspect.* **2005**, *113*, 1257–1262. [[CrossRef](#)]
- Shumake, K.L.; Sacks, J.D.; Lee, J.S.; Johns, D.O. Susceptibility of older adults to health effects induced by ambient air pollutants regulated by the European Union and the United States. *Aging Clin. Exp. Res.* **2013**, *25*, 3–8. [[CrossRef](#)]
- Olstrup, H.; Åström, C.; Orru, H. Daily Mortality in Different Age Groups Associated with Exposure to Particles, Nitrogen Dioxide and Ozone in Two Northern European Capitals: Stockholm and Tallinn. *Environments* **2022**, *9*, 83. [[CrossRef](#)]
- Cakmak, S.; Dales, R.E.; Vidal, C.B. Air Pollution and Mortality in Chile: Susceptibility among the Elderly. *Environ. Health Perspect.* **2007**, *115*, 524–527. [[CrossRef](#)] [[PubMed](#)]
- Liu, T.; Zhou, Y.; Wei, J.; Chen, Q.; Xu, R.; Pan, J.; Lu, W.; Wang, Y.; Fan, Z.; Li, Y.; et al. Association between short-term exposure to ambient air pollution and dementia mortality in Chinese adults. *Sci. Total. Environ.* **2022**, *849*, 157860. [[CrossRef](#)] [[PubMed](#)]
- Katsouyanni, K.; Samet, J.M.; Anderson, H.R.; Atkinson, R.; Le Tertre, A.; Medina, S.; Samoli, E.; Touloumi, G.; Burnett, R.T.; Krewski, D.; et al. Air pollution and health: A European and North American approach (APHENA). *Res. Rep. (Health Eff. Inst.)* **2009**, *142*, 5–90.
- GBD 2017 Risk Factor Collaborators. Global, regional, and national comparative risk assessment of 84 behavioural, environmental and occupational, and metabolic risks or clusters of risks for 195 countries and territories, 1990–2017: A systematic analysis for the Global Burden of Disease Study 2017. *Lancet* **2018**, *392*, 1923–1994. [[CrossRef](#)]
- Malashock, D.; DeLang, M.; Becker, J.; Serre, M.; West, J.J.; Chang, K.L.; Cooper, O.; Anenberg, S.C. Trends in Ozone Concentration and Attributable Mortality for Urban, Peri-Urban and Rural Areas Worldwide between 2000 and 2019: Estimates from Global Datasets. *SSRN Electron. J.* **2022**, *6*, e958–e967. [[CrossRef](#)]
- Biggeri, A.; Baccini, M.; Bellini, P.; Terracini, B. Meta-analysis of the Italian Studies of Short-term Effects of Air Pollution (MISA), 1990–1999. *Int. J. Occup. Environ. Health* **2005**, *11*, 107–122. [[CrossRef](#)]
- Garrett, P.; Casimiro, E. Short-term effect of fine particulate matter (PM_{2.5}) and ozone on daily mortality in Lisbon, Portugal. *Environ. Sci. Pollut. Res.* **2011**, *18*, 1585–1592. [[CrossRef](#)] [[PubMed](#)]
- Olstrup, H.; Johansson, C.; Forsberg, B.; Åström, C. Association between Mortality and Short-Term Exposure to Particles, Ozone and Nitrogen Dioxide in Stockholm, Sweden. *Int. J. Environ. Res. Public Health* **2019**, *16*, 1028. [[CrossRef](#)] [[PubMed](#)]
- Peng, R.D.; Samoli, E.; Pham, L.; Dominici, F.; Touloumi, G.; Ramsay, T.; Burnett, R.T.; Krewski, D.; Le Tertre, A.; Cohen, A.; et al. Acute effects of ambient ozone on mortality in Europe and North America: Results from the APHENA study. *Air Qual. Atmos. Health* **2013**, *6*, 445–453. [[CrossRef](#)] [[PubMed](#)]
- Vicedo-Cabrera, A.M.; Sera, F.; Liu, C.; Armstrong, B.; Milojevic, A.; Guo, Y.; Tong, S.; Lavigne, E.; Kyselý, J.; Urban, A.; et al. Short term association between ozone and mortality: Global two stage time series study in 406 locations in 20 countries. *BMJ* **2020**, *368*, m108. [[CrossRef](#)]
- World Health Organization. Air quality guidelines for Europe. Global update 2005. *Environ. Sci. Pollut. Res. Int.* **1996**, *3*, 23. [[CrossRef](#)]
- Lelieveld, J.; Evans, J.S.; Fnais, M.; Giannadaki, D.; Pozzer, A. The Contribution of Outdoor Air Pollution Sources to Premature Mortality on a Global Scale. *Nature* **2015**, *525*, 367–371. [[CrossRef](#)]
- Pascal, M.; Falq, G.; Wagner, V.; Chatignoux, E.; Corso, M.; Blanchard, M.; Host, S.; Pascal, L.; Larrieu, S. Short-term impacts of particulate matter (PM₁₀, PM_{10–2.5}, PM_{2.5}) on mortality in nine French cities. *Atmos. Environ.* **2014**, *95*, 175–184. [[CrossRef](#)]
- EEA. Air Quality in Europe 2022. 2022. Available online: <https://www.eea.europa.eu/publications/air-quality-in-europe-2022/air-quality-in-europe-2022> (accessed on 23 February 2023).
- EEA. Air Quality in Europe 2021: Health Impacts of Air Pollution in Europe, 2021. 2021. Available online: <https://www.eea.europa.eu/publications/air-quality-in-europe-2021/health-impacts-of-air-pollution> (accessed on 14 February 2023).

24. EEA. Europe's Air Quality Status 2022. 2022. Available online: <https://www.eea.europa.eu/publications/status-of-air-quality-in-Europe-2022/europes-air-quality-status-2022> (accessed on 28 November 2022).
25. EEA. *Air Quality in Europe—2012 Report*; EEA: Copenhagen, Denmark, 2012.
26. EEA. *Air Quality in Europe—2018 Report*; EEA: Copenhagen, Denmark, 2018.
27. Sicard, P.; Agathokleous, E.; De Marco, A.; Paoletti, E.; Calatayud, V. Urban population exposure to air pollution in Europe over the last decades. *Environ. Sci. Eur.* **2021**, *33*, 28. [[CrossRef](#)]
28. Karanasiou, A.; Querol, X.; Alastuey, A.; Perez, N.; Pey, J.; Perrino, C.; Berti, G.; Gandini, M.; Poluzzi, V.; Ferrari, S.; et al. Particulate matter and gaseous pollutants in the Mediterranean Basin: Results from the MED-PARTICLES project. *Sci. Total Environ.* **2014**, *488–489*, 297–315. [[CrossRef](#)]
29. Pleijel, H. Ground-level ozone. A problem largely ignored in southern Europe. In *Air Pollution and Climate Series, Swedish NGO Secretariat on Acid Rain*; Swedish NGO Secretariat on Acid Rain: Göteborg, Sweden, 2000; p. 28.
30. Bytnerowicz, A.; Omasa, K.; Paoletti, E. Integrated effects of air pollution and climate change on forests: A northern hemisphere perspective. *Environ. Pollut.* **2007**, *147*, 438–445. [[CrossRef](#)]
31. Valjarević, A.; Morar, C.; Živković, J.; Niemets, L.; Kićović, D.; Golijanin, J.; Gocić, M.; Bursać, N.; Stričević, L.; Žiberna, I.; et al. Long Term Monitoring and Connection between Topography and Cloud Cover Distribution in Serbia. *Atmosphere* **2021**, *12*, 964. [[CrossRef](#)]
32. Moussiopoulos, N.; Vlachokostas, C.; Tsilingiridis, G.; Douros, I.; Hourdakos, E.; Naneris, C.; Sidiropoulos, C. Air quality status in Greater Thessaloniki Area and the emission reductions needed for attaining the EU air quality legislation. *Sci. Total Environ.* **2009**, *407*, 1268–1285. [[CrossRef](#)] [[PubMed](#)]
33. EEA. *Air Quality in Europe—2019 Report*; No. 9; EEA: Copenhagen, Denmark, 2019.
34. WHO. The Global Health Observatory. 2023. Available online: [https://www.who.int/data/gho/data/indicators/indicator-details/GHO/ambient-air-pollution-attributable-dalys-\(per-100-000-population\)](https://www.who.int/data/gho/data/indicators/indicator-details/GHO/ambient-air-pollution-attributable-dalys-(per-100-000-population)) (accessed on 2 December 2022).
35. WHO. The Global Health Observatory. 2023. Available online: <https://www.who.int/data/gho/data/indicators/indicator-details/GHO/ambient-air-pollution-attributable-ylls> (accessed on 2 January 2023).
36. Poupkou, A.; Nastos, P.; Melas, D.; Zerefos, C. Climatology of Discomfort Index and Air Quality Index in a Large Urban Mediterranean Agglomeration. *Water Air Soil Pollut.* **2011**, *222*, 163–183. [[CrossRef](#)]
37. Kalabokas, P.D.; Adamopoulos, A.D.; Viras, L.G. Atmospheric PM10 particle concentration measurements at central and peripheral urban sites in Athens and Thessaloniki, Greece. *Glob. NEST Int. J.* **2010**, *12*, 71–83. [[CrossRef](#)]
38. Kassomenos, P.A.; Dimitriou, K.; Paschalidou, A.K. Human health damage caused by particulate matter PM10 and ozone in urban environments: The case of Athens, Greece. *Environ. Monit. Assess.* **2013**, *185*, 6933–6942. [[CrossRef](#)]
39. Vlachokostas, C.; Achillas, C.; Moussiopoulos, N.; Kalogeropoulos, K.; Sigalas, G.; Kalognomou, E.-A.; Baniyas, G. Health effects and social costs of particulate and photochemical urban air pollution: A case study for Thessaloniki, Greece. *Air Qual. Atmos. Health* **2012**, *5*, 325–334. [[CrossRef](#)]
40. Vlachokostas, C.; Michailidou, A.V.; Athanasiadis, A.; Moussiopoulos, N. Synergies between environmental pressures in the urban climate: Combined air quality and noise exposure assessment in Thessaloniki, Greece. *Glob. NEST Int. J.* **2013**, *15*, 209–217. [[CrossRef](#)]
41. European Commission. EC Press Release, 2020. 2020. Available online: https://ec.europa.eu/commission/presscorner/detail/en/ip_20_2151 (accessed on 15 October 2022).
42. Miranda, A.; Silveira, C.; Ferreira, J.; Monteiro, A.; Lopes, D.; Relvas, H.; Borrego, C.; Roebeling, P. Current air quality plans in Europe designed to support air quality management policies. *Atmos. Pollut. Res.* **2015**, *6*, 434–443. [[CrossRef](#)]
43. Silveira, C.; Roebeling, P.; Lopes, M.; Ferreira, J.; Costa, S.; Teixeira, J.P.; Borrego, C.; Miranda, A.I. Assessment of health benefits related to air quality improvement strategies in urban areas: An Impact Pathway Approach. *J. Environ. Manag.* **2016**, *183*, 694–702. [[CrossRef](#)]
44. Progiou, A.; Liora, N.; Sebos, I.; Chatzimichail, C.; Melas, D. Measures and Policies for Reducing PM Exceedances through the Use of Air Quality Modeling: The Case of Thessaloniki, Greece. *Sustainability* **2023**, *15*, 930. [[CrossRef](#)]
45. Touloumi, G.; Samoli, E.; Pipikou, M.; Le Tertre, A.; Atkinson, R.; Katsouyanni, K. Seasonal confounding in air pollution and health time-series studies: Effect on air pollution effect estimates. *Stat. Med.* **2006**, *25*, 4164–4178. [[CrossRef](#)] [[PubMed](#)]
46. Gryparis, A.; Forsberg, B.; Katsouyanni, K.; Analitis, A.; Touloumi, G.; Schwartz, J.; Samoli, E.; Medina, S.; Anderson, H.R.; Niciu, E.M.; et al. Acute Effects of Ozone on Mortality from the “Air Pollution and Health. *Am. J. Respir. Crit. Care Med.* **2004**, *170*, 1080–1087. [[CrossRef](#)] [[PubMed](#)]
47. Psistaki, K.; Achilleos, S.; Middleton, N.; Paschalidou, A. Exploring the impact of particulate matter on mortality in coastal Mediterranean environments. *Sci. Total Environ.* **2022**, *865*, 161147. [[CrossRef](#)] [[PubMed](#)]
48. Giannaros, T.M.; Melas, D. Study of the urban heat island in a coastal Mediterranean City: The case study of Thessaloniki, Greece. *Atmos. Res.* **2012**, *118*, 103–120. [[CrossRef](#)]
49. Diapouli, E.; Manousakas, M.; Vratolis, S.; Vasilatou, V.; Maggos, T.; Saraga, D.; Grigoratos, T.; Argyropoulos, G.; Voutsas, D.; Samara, C.; et al. Evolution of air pollution source contributions over one decade, derived by PM10 and PM2.5 source apportionment in two metropolitan urban areas in Greece. *Atmos. Environ.* **2017**, *164*, 416–430. [[CrossRef](#)]

50. Melas, D.; Liora, N.; Poupkou, A.; Giannaros, C.; Dimopoulos, S.; Kontos, S.; Symeonidis, P.; Progiou, A.; Sitara, A.; Economides, D.; et al. An Up-to-Date Assessment of the Air Quality in Greece with the Use of Modeling Tools. In *Perspectives on Atmospheric Sciences*; Springer International Publishing: Berlin/Heidelberg, Germany, 2016; pp. 1123–1128. [CrossRef]
51. Zyrichidou, I.; Balis, D.; Koukouli, M.; Drosoglou, T.; Bais, A.; Gratsea, M.; Gerasopoulos, E.; Liora, N.; Poupkou, A.; Giannaros, C.; et al. Adverse results of the economic crisis: A study on the emergence of enhanced formaldehyde (HCHO) levels seen from satellites over Greek urban sites. *Atmos. Res.* **2019**, *224*, 42–51. [CrossRef]
52. Achilleos, S.; Mouzourides, P.; Kalivitis, N.; Katra, I.; Kloog, I.; Kouis, P.; Middleton, N.; Mihalopoulos, N.; Neophytou, M.; Panayiotou, A.; et al. Spatio-temporal variability of desert dust storms in Eastern Mediterranean (Crete, Cyprus, Israel) between 2006 and 2017 using a uniform methodology. *Sci. Total Environ.* **2020**, *714*, 136693. [CrossRef]
53. Rizos, K.; Meleti, C.; Kouvarakis, G.; Mihalopoulos, N.; Melas, D. Determination of the background pollution in the Eastern Mediterranean applying a statistical clustering technique. *Atmos. Environ.* **2022**, *276*, 119067. [CrossRef]
54. Kriit, H.K.; Andersson, E.M.; Carlsen, H.K.; Andersson, N.; Ljungman, P.L.S.; Pershagen, G.; Segersson, D.; Eneroth, K.; Gidhagen, L.; Spanne, M.; et al. Using Distributed Lag Non-Linear Models to Estimate Exposure Lag-Response Associations between Long-Term Air Pollution Exposure and Incidence of Cardiovascular Disease. *Int. J. Environ. Res. Public Health* **2022**, *19*, 2630. [CrossRef]
55. Gu, S.; Li, D.; Lu, B.; Huang, R.; Xu, G. Associations between ambient air pollution and daily incidence of pediatric hand, foot and mouth disease in Ningbo, 2014–2016: A distributed lag nonlinear model. *Epidemiol. Infect.* **2020**, *148*, e46. [CrossRef]
56. Gasparrini, A.; Scheipl, F.; Armstrong, B.; Kenward, M.G. A penalized framework for distributed lag non-linear models. *Biometrics* **2017**, *73*, 938–948. [CrossRef] [PubMed]
57. Analitis, A.; Katsouyanni, K.; Dimakopoulou, K.; Samoli, E.; Nikoloulopoulos, A.K.; Petasakis, Y.; Touloumi, G.; Schwartz, J.; Anderson, H.R.; Cambra, K.; et al. Short-Term Effects of Ambient Particles on Cardiovascular and Respiratory Mortality. *Epidemiology* **2006**, *17*, 230–233. [CrossRef] [PubMed]
58. Ballester, F.; Sáez, M.; Pérez-Hoyos, S.; Iñiguez, C.; Gandarillas, A.; Tobías, A.; Bellido, J.; Taracido, M.; Arribas, F.; Daponte, A.; et al. The MECAM project: A multicentre study on air pollution and mortality in Spain: Combined results for particulates and for sulfur dioxide. *Occup. Environ. Med.* **2002**, *59*, 300–308. [CrossRef]
59. Katsouyanni, K.; Touloumi, G.; Samoli, E.; Gryparis, A.; Le Tertre, A.; Monopoli, Y.; Rossi, G.; Zmirou, D.; Ballester, F.; Boumghar, A.; et al. Confounding and Effect Modification in the Short-Term Effects of Ambient Particles on Total Mortality: Results from 29 European Cities within the APHEA2 Project. *Epidemiology* **2001**, *12*, 521–531. [CrossRef]
60. Khaniabadi, Y.O.; Goudarzi, G.; Daryanoosh, S.M.; Borgini, A.; Tittarelli, A.; De Marco, A. Exposure to PM₁₀, NO₂, and O₃ and impacts on human health. *Environ. Sci. Pollut. Res.* **2017**, *24*, 2781–2789. [CrossRef]
61. Liu, C.; Chen, R.; Sera, F.; Vicedo-Cabrera, A.M.; Guo, Y.; Tong, S.; Coelho, M.S.Z.S.; Saldiva, P.H.N.; Lavigne, E.; Matus, P.; et al. Ambient Particulate Air Pollution and Daily Mortality in 652 Cities. *N. Engl. J. Med.* **2019**, *381*, 705–715. [CrossRef] [PubMed]
62. Stafoggia, M.; Forastiere, F.; Faustini, A.; Biggeri, A.; Bisanti, L.; Cadum, E.; Cernigliaro, A.; Mallone, S.; Pandolfi, P.; Serinelli, M.; et al. Susceptibility Factors to Ozone-related Mortality. *Am. J. Respir. Crit. Care Med.* **2010**, *182*, 376–384. [CrossRef]
63. Samoli, E.; Zanobetti, A.; Schwartz, J.; Atkinson, R.; Le Tertre, A.; Schindler, C.; Perez, L.; Cadum, E.; Pekkanen, J.; Paldy, A.; et al. The temporal pattern of mortality responses to ambient ozone in the APHEA project. *J. Epidemiol. Community Health* **2009**, *63*, 960–966. [CrossRef]
64. Gariazzo, C.; Renzi, M.; Marinaccio, A.; Michelozzi, P.; Massari, S.; Silibello, C.; Carlino, G.; Rossi, P.G.; Maio, S.; Viegi, G.; et al. Association between short-term exposure to air pollutants and cause-specific daily mortality in Italy. A nationwide analysis. *Environ. Res.* **2023**, *216*, 114676. [CrossRef]
65. Zanobetti, A.; Schwartz, J.; Samoli, E.; Gryparis, A.; Touloumi, G.; Atkinson, R.; Le Tertre, A.; Bobros, J.; Celko, M.; Goren, A.; et al. The Temporal Pattern of Mortality Responses to Air Pollution: A Multicity Assessment of Mortality Displacement. *Epidemiology* **2002**, *13*, 87–93. [CrossRef]
66. Zanobetti, A.; Schwartz, J.; Samoli, E.; Gryparis, A.; Touloumi, G.; Peacock, J.; Anderson, R.H.; Le Tertre, A.; Bobros, J.; Celko, M.; et al. The temporal pattern of respiratory and heart disease mortality in response to air pollution. *Environ. Health Perspect.* **2003**, *111*, 1188–1193. [CrossRef] [PubMed]
67. Stojić, S.S.; Stanišić, N.; Stojić, A.; Šošarić, A. Single and combined effects of air pollutants on circulatory and respiratory system-related mortality in Belgrade, Serbia. *J. Toxicol. Environ. Health Part A* **2016**, *79*, 17–27. [CrossRef]
68. European Observatory on Health Systems and Policies. Greece: Country Health Profile 2019, Brussels. 2019. Available online: https://read.oecd-ilibrary.org/social-issues-migration-health/greece-country-health-profile-2019_d87da56a-en#page1 (accessed on 3 December 2022).
69. EUROSTAT. *Ageing Europe—Looking at the Lives of Older People in the EU*; EUROSTAT: Luxembourg, 2020. [CrossRef]
70. Samoli, E.; Stafoggia, M.; Rodopoulou, S.; Ostro, B.; Alessandrini, E.; Basagaña, X.; Díaz, J.; Faustini, A.; Gandini, M.; Karanasiou, A.; et al. Which specific causes of death are associated with short term exposure to fine and coarse particles in Southern Europe? Results from the MED-PARTICLES project. *Environ. Int.* **2014**, *67*, 54–61. [CrossRef]
71. Wang, X.; Zhang, L.; Yao, Z.; Ai, S.; Qian, Z.M.; Wang, H.; BeLue, R.; Liu, T.; Xiao, J.; Li, X.; et al. Ambient coarse particulate pollution and mortality in three Chinese cities: Association and attributable mortality burden. *Sci. Total Environ.* **2018**, *628–629*, 1037–1042. [CrossRef] [PubMed]

72. Samoli, E.; Stafoggia, M.; Rodopoulou, S.; Ostro, B.; Declercq, C.; Alessandrini, E.; Díaz, J.; Karanasiou, A.; Kelessis, A.G.; Le Tertre, A.; et al. Associations between Fine and Coarse Particles and Mortality in Mediterranean Cities: Results from the MED-PARTICLES Project. *Environ. Health Perspect.* **2013**, *121*, 932–938. [[CrossRef](#)]
73. Ortiz, C.; Linares, C.; Carmona, R.; Díaz, J. Evaluation of short-term mortality attributable to particulate matter pollution in Spain. *Environ. Pollut.* **2017**, *224*, 541–551. [[CrossRef](#)] [[PubMed](#)]
74. Künzli, N.; Kaiser, R.; Medina, S.; Studnicka, M.; Chanel, O.; Filliger, P.; Herry, M.; Horak, F., Jr.; Puybonnieux-Textier, V.; Quénel, P.; et al. Public-health impact of outdoor and traffic-related air pollution: A European assessment. *Lancet* **2000**, *356*, 795–801. [[CrossRef](#)]
75. Adebayo-Ojo, T.C.; Wichmann, J.; Arowosegbe, O.O.; Probst-Hensch, N.; Schindler, C.; Künzli, N. Short-Term Effects of PM₁₀, NO₂, SO₂ and O₃ on Cardio-Respiratory Mortality in Cape Town, South Africa, 2006–2015. *Int. J. Environ. Res. Public Health* **2006**, *19*, 2006. [[CrossRef](#)]
76. Samoli, E.; Peng, R.; Ramsay, T.; Pipikou, M.; Touloumi, G.; Dominici, F.; Burnett, R.; Cohen, A.; Krewski, D.; Samet, J.; et al. Acute Effects of Ambient Particulate Matter on Mortality in Europe and North America: Results from the APHENA Study. *Environ. Health Perspect.* **2008**, *116*, 1480–1486. [[CrossRef](#)]
77. Revich, B.; Shaposhnikov, D. The effects of particulate and ozone pollution on mortality in Moscow, Russia. *Air Qual. Atmos. Health* **2009**, *3*, 117–123. [[CrossRef](#)]
78. Shang, Y.; Sun, Z.; Cao, J.; Wang, X.; Zhong, L.; Bi, X.; Li, H.; Liu, W.; Zhu, T.; Huang, W. Systematic review of Chinese studies of short-term exposure to air pollution and daily mortality. *Environ. Int.* **2013**, *54*, 100–111. [[CrossRef](#)] [[PubMed](#)]
79. Goudarzi, G.; Geravandi, S.; Foruozandeh, H.; Babaei, A.A.; Alavi, N.; Niri, M.V.; Khodayar, M.J.; Salmanzadeh, S.; Mohammadi, M.J. Cardiovascular and respiratory mortality attributed to ground-level ozone in Ahvaz, Iran. *Environ. Monit. Assess.* **2015**, *187*, 487. [[CrossRef](#)] [[PubMed](#)]
80. Fattore, E.; Paiano, V.; Borgini, A.; Tittarelli, A.; Bertoldi, M.; Crosignani, P.; Fanelli, R. Human health risk in relation to air quality in two municipalities in an industrialized area of Northern Italy. *Environ. Res.* **2011**, *111*, 1321–1327. [[CrossRef](#)] [[PubMed](#)]
81. van Donkelaar, A.; Martin, R.V.; Brauer, M.; Hsu, N.C.; Kahn, R.A.; Levy, R.C.; Lyapustin, A.; Sayer, A.M.; Winker, D.M. Global Estimates of Fine Particulate Matter using a Combined Geophysical-Statistical Method with Information from Satellites, Models, and Monitors. *Environ. Sci. Technol.* **2016**, *50*, 3762–3772. [[CrossRef](#)] [[PubMed](#)]
82. Héroux, M.-E.; Anderson, H.R.; Atkinson, R.; Brunekreef, B.; Cohen, A.; Forastiere, F.; Hurley, F.; Katsouyanni, K.; Krewski, D.; Krzyzanowski, M.; et al. Quantifying the health impacts of ambient air pollutants: Recommendations of a WHO/Europe project. *Int. J. Public Health* **2015**, *60*, 619–627. [[CrossRef](#)]
83. Font-Ribera, L.; Rico, M.; Mari-Dell’Olmo, M.; Oliveras, L.; Trapero-Bertran, M.; Pérez, G.; Valero, N.; Bartoll, X.; Realp, E.; Gómez-Gutiérrez, A. Estimating ambient air pollution mortality and disease burden and its economic cost in Barcelona. *Environ. Res.* **2023**, *216*, 114485. [[CrossRef](#)]
84. Kouis, P.; Kakkoura, M.; Ziogas, K.; Paschalidou, A.; Papatheodorou, S.I. The effect of ambient air temperature on cardiovascular and respiratory mortality in Thessaloniki, Greece. *Sci. Total Environ.* **2019**, *647*, 1351–1358. [[CrossRef](#)]
85. Parliari, D.; Cheristanidis, S.; Giannaros, C.; Keppas, S.C.; Papadogiannaki, S.; De’Donato, F.; Sarras, C.; Melas, D. Short-Term Effects of Apparent Temperature on Cause-Specific Mortality in the Urban Area of Thessaloniki, Greece. *Atmosphere* **2022**, *13*, 852. [[CrossRef](#)]
86. Orellano, P.; Reynoso, J.; Quaranta, N.; Bardach, A.; Ciapponi, A. Short-term exposure to particulate matter (PM₁₀ and PM_{2.5}), nitrogen dioxide (NO₂), and ozone (O₃) and all-cause and cause-specific mortality: Systematic review and meta-analysis. *Environ. Int.* **2020**, *142*, 105876. [[CrossRef](#)]
87. Braga, A.L.F.; Zanobetti, A.; Schwartz, J. The lag structure between particulate air pollution and respiratory and cardiovascular deaths in 10 US cities. *J. Occup. Environ. Med.* **2001**, *43*, 927–933. [[CrossRef](#)]

Disclaimer/Publisher’s Note: The statements, opinions and data contained in all publications are solely those of the individual author(s) and contributor(s) and not of MDPI and/or the editor(s). MDPI and/or the editor(s) disclaim responsibility for any injury to people or property resulting from any ideas, methods, instructions or products referred to in the content.