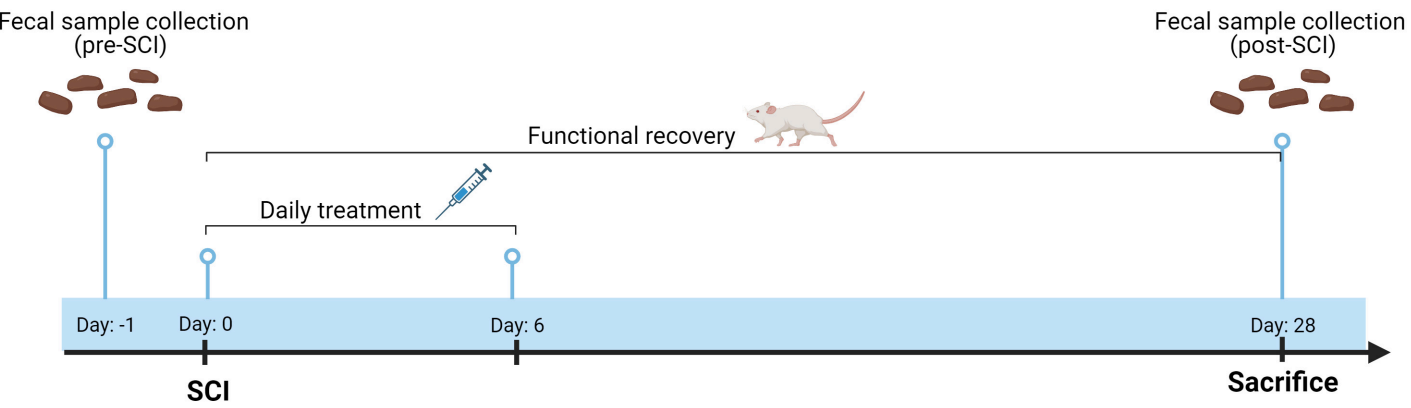
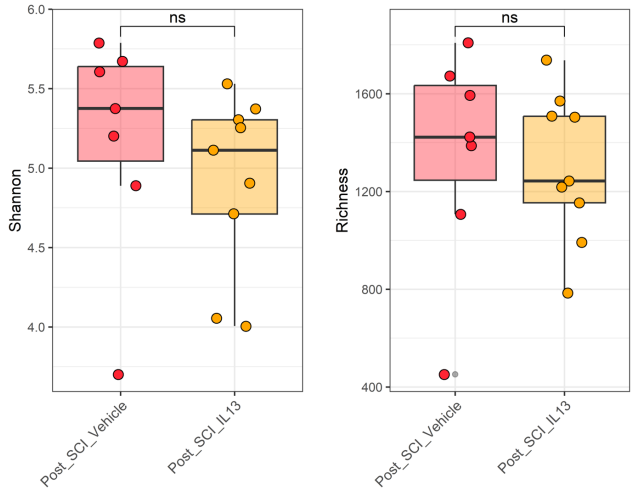


Figure S1

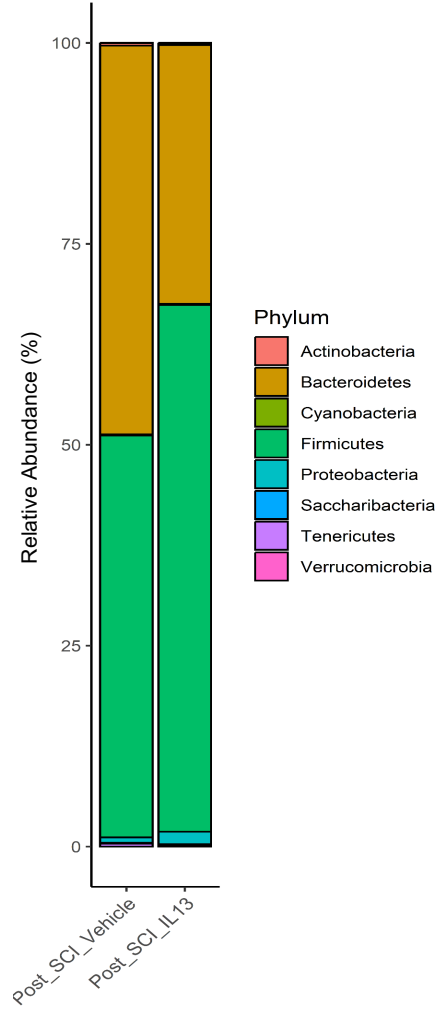
A



B



C



D

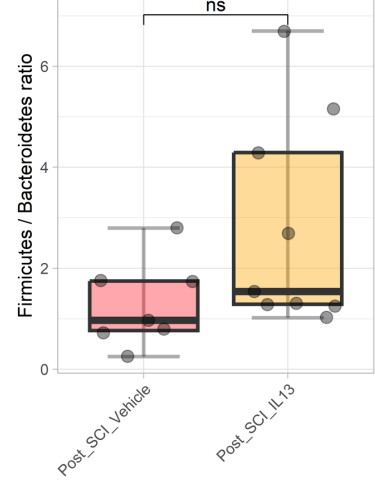


Figure S2

**Table S1.** Acronyms and Abbreviations

<b>Abbreviation</b>	<b>Definition</b>
ASD	Autism Spectrum Disorder
BMS	Basso Mouse Scale
CNS	Central Nervous System
FDR	False Discovery Rate
GI	Gastrointestinal
LDA	Linear Discriminant Analysis
LEfSe	Linear Discriminant Analysis Effect Size
MS	Multiple Sclerosis
NF $\kappa$ B	Nuclear factor kappa-light-chain-enhancer of activated B cells
OTU	Operational Taxonomic Unit
PBS	Phosphate Buffered Saline
PPARs	Peroxisome Proliferator-Activated Receptors
rIL-13	Recombinant Interleukin-13
rRNA	Ribosomal Ribonucleic Acid
SCFA	Short-Chain Fatty Acid
SCI	Spinal Cord Injury
SEM	Standard Error of the Mean
TLR4	Toll-Like Receptor 4
TNF- $\alpha$	Tumor Necrosis Factor Alpha
WT	Wild Type